




K&L SUPPLY COMPANY



**SHOP EQUIPMENT
HARD PARTS
TOOLS**

2009
product catalog



WWW.KLSUPPLY.COM



SHOP EQUIPMENT & TOOLS 9

HARD PARTS

Includes Snowmobile & Watercraft

116

CARB & FUEL

198

IGNITION & ELECTRICAL 242

CONTROL

270

SUSPENSION

312

ACCESSORIES

326

A

AC Generator Brushes 261
 ACCEL Super Coils244
 ACCU-FLO Pour Spout 332
 ACCU-GAUGE Tire Pressure Gauges .36
 ACCUMATE Battery Chargers ..114-115
 Adapters, Carb Sync/Balance 74
 Adjustable Fork Seal Drivers 46
 Adjustable Hose Pinchers77
 Adjustable Oil Filter Wrenches 94
 Air Cut-Off Valve Sets 234-237
 Air Filter Cleaner & Degreaser, K&N 333
 Air Filter Oil, K&N 333
 Air Filters212-214
 Air Hoses/ Air Hose Reels 58
 Air Line Filter58
 Air Line System59
 Air Tank58
 Alternator Brushes.Parts261
 Alternator Cover Gaskets160
 Alternator Rotor, Honda CB750 256
 Aluminum Loading Ramp 23
 Aluminum Vise Inserts51
 AMMCO Cylinder Hones 83
 Apron62
 Assembly Lube331
 ATC & ATM Plug-In Blade Fuses269
 ATV Axle Wrenches52
 ATV Ball-Joint Separator 43
 ATV Bead Buster (MC135) 33
 ATV Carb Holders209-211
 ATV Locknut Wrench52
 ATV Seat Cushion Rubbers128
 ATV Tire Changing Kit for MC135 ...33
 ATV Tire Repair Kit34
 Automatic Hose Reel58
 Auxiliary Gas Tanks62,76
 Axle Alignment Tool52
 Axle Wrench, streetbike47
 Axle Wrenches52

B

Balancers, Wheel 31,32
 Ball Bearings157
 Ball Foot Chuck with Safety Clip36
 Ball-Joint Socket 43
 Banjo Bolts ,Fittings, & Hardware 301,302
 Banshee/Blaster Idle Kit222
 Barrel Pump61
 Baskets, Cleaning60
 Battery Cables112
 Battery Chargers113-115
 Battery Filler112
 Battery Jumper Cables112
 Battery Load Tester112
 BATTERY TENDER113
 Battery Testers114
 Bead Blaster (Sand Blast Cabinet)58
 Bead Breaker, ATV & Tire29,33
 Bead Popper39

Bead Seater (Tire)35
 Beads for Sand Blast Cabinet58
 Bearing Driver Set43, 95,96
 Bearings, Engine157
 Bearing Packers56
 Bearing Retainer Tools 43
 Bearings, Steering270-277
 Bearings, Wheel278
 Belt Tension Gauge 53
 Bench Mounted Work Stand 42
 BESTWAY In Ground Hydraulic Lifts .23
 Bike Builder's Stand 22
 Bladder Puller, Shock 47
 Blade Fuses269
 Blast Media58
 Blow Guns, Tips58
 Body Hardware Kit337
 Bolt Extractors161
 Bolts337, 339
 BONDHUS Tools67, 105
 Borescopes88
 Boring Bar82
 Brake Bleeders44
 Brake Bleeder Bolt Rubber Caps165
 Brake Caliper Pad Springs289-299
 Brake Caliper Pistons289-299
 Brake Caliper Rebuild Kits289-299
 Brake Fluid279
 Brake Levers, Front279
 Brake Light Switches266
 Brake Line & Fittings301,302
 Brake Master Cylinders279
 Brake Master Cylinder Kits282-277
 Brake Pads304-311
 Brake Rotor Hones (FLEX-HONE) ...44
 Brake Shoes304-311
 Breaker Points248
 Bridge Hand Held Gas Analyzers ...72
 Brushes , Cleaning333
 Brushes (Electrical)261
 Bubble Balancer32
 Bucket Holders (Valve Shim Tools) ..80
 Bulbs,268
 Bulk Cable336
 Bullet Tools for Shock Seal48
 Bullets for Fork Tubes46
 Bushing Driver Sets95-96
 Buzz Box (Timing Tester)78

C

C02 Cartridges36
 Cabinets59
 Cable Adjusters302
 Cable Fittings Kit336
 Cable Luber44
 Cable Rack334
 Cam Chain Tensioner Parts146
 Cam Chains & Links150-155
 Cam Degreasing Kit90
 Cam End Rubber Plugs129

Cam Gear Holder, CRF86
 Cam Sprocket , ATC185/200146
 CANYON DANCER Bar Harness ...326
 Carb Cleaner Wire Set77
 Carb Flt Bowl Gskts , O-Rings ...225-233
 Carb Holder Rubber Plugs200
 Carb Holders209-211
 Carb O-Rings221
 Carb Parts Assortments224
 Carb Pop-Off Pressure Pump77
 Carb Pump Diaphragm Sets238
 Carb Service Stand56
 Carb. Service & Adjustment Tools ...76
 Carb Slide Diaphragms215
 Carb Synchronizers, Adapters74
 Carb Sync Wrench76
 Carb Vent Hose208
 Carbide Cutters84
 Carburetor Cap Cover Gasket218
 Carburetor Floats216-217
 Carburetor Float Bowl Screws225
 Carburetor Float Level Gauge76,222
 Carburetor Jet Wrenches77, 217
 Carburetor Repair Kits218-221
 Cargo Buckle Retractable Ties326
 Cargo Nets326
 Case Splitters98
 CDI Boxes245
 Center Jacks20,21
 Center Punch95
 Chain Breakers, Riveters45
 Charge (Source) Coil260
 Chargers113-115
 CHRISTIE Battery Charger113
 Chrome Headlight Brackets269
 Chrome Wheel Weights40-41
 Circlips336
 Circlip Removal Pliers, H-D®66
 Cleaning Baskets60
 Cleaning Brush Kit333
 Clover Valve Lapping Compound ...66
 Clutch Cover Gaskets166-167
 Clutch Holding Tool97
 Clutch Hub Nut Socket Set97
 Clutch M/Cyl. Pushrod & Bushing .281
 Clutch Master Cylinder279
 Clutch Master Cyl. Rebuild Kit .282-287
 Clutch Master Cyl. Reservoir Kits ...279
 Clutch Nut & Oil Filter Spanner180
 Clutch Pivot Shaft Seal159
 Clutch Plates168-177
 Clutch Push Rod Kit for Kawasaki .177
 Clutch Push Rod Seal159
 Clutch Slave Cylinder Kits164-165
 Clutch Spring Bolts177
 Clutch Spring Compression Tool66
 Clutch Springs168-177
 COATS 22030
 COATS Tire & Wheel Equipment ...27-32

- Coils, Ignition242-244
 Coils, Charge & Pulser260
 Compression Tester90
 Compressed Air Piping Kit59
 Condensers249
 Connecting Rod Kits156,157,195,196
 Contact Breaker Points & Plates248
 Contact Cleaner333
 Coolant Recovery Catch Tank333
 Cooling System Tester Kit97
 Copper Hammer96
 Cotter Pins339
 Coupler Wrenches54
 Crank Seals ATV/Offroad159
 Crankcase Pressure Tester97
 Crankcase Separator Center Point98
 Crankcase Splitting Tools98-99
 Crankshaft Assembly Fixture99
 Crankshaft Disassembly Tool99
 Crankshaft Installation Set98
 Crankshaft Installing Jig Tool98
 Crankshaft Main Bearings157
 Crankshaft Pressure Tester97
 Crankshaft Protectors98
 Crankshaft Seals ATV/Offroad159
 Crankshaft Turning Tool (Ducati)80
 Creeper Seat57
 Crimper Tool109,111
 Cutters, Valve Seat92
 Cylinder Bore Gauge Sets89
 Cylinder Boring Bar82
 Cylinder Head Bolt Washers129
 Cylinder Head Nut Wrench85
 Cylinder Head Stands91
 Cylinder Honing Equipment82,83
 Cylinder Stud Installation/Removal 85
 Cylinder Torque Plates (JIMS)65
- D**
- Damper Rod Holders & Tools47
 Daytona Twin-Tec Products68
 Deadman Switch266
 Deburring Tool84
 Degree Wheel90
 Dial Indicator Gauge & Stand53
 Dial Type Tire Pressure Gauges36
 Diaphragm, Fuel Petcock201-205
 Digital Electronic Caliper89
 Digital Engine Test Tachometers78
 Digital Vacuum Tester74
 Dirt Bike Stand17
 Drain Plug Bolts, Washers185
 Drain Pan61
 DREADNAUGHT Outboard Stand ..23
 Drive Shaft Puller53
 Driveline Bearing Tools (watercraft) ..54
 Driveshaft Holder Tools (watercraft) .54
 Drum & Barrel Pump61
 Drum Funnel61
 DS SALES Rotor Pullers100-101
- Ducati Crankshaft Turning Tool80
 Duct Tape (Racers Tape)334
 DYNAMITE Dynamometers70
 Dyno Cover Gaskets160
 Dzus (1/4 Turn) Fasteners337
- E**
- EBC Brake Pads & Shoes304-311
 EGA Machines71-73
 Electrical Conn. Pin Removal Set112
 Electrical Connectors,Terminal Kits 108-111
 EMGO Air Filters213
 EMGO Mirrors328-329
 EMGO Oil Filters178-184
 EMGO Shift Levers302
 Engine Bearings157
 Engine Compression Tester90
 Engine Gasket Sets116-121
 Engine Oil Seal Kits158
 Engine Oil Seals159
 Engine Point Cover Gaskets161
 Engine Porting Tools84
 Engine Stand94
 Engine Valves, Stock Style140-145
 Engine Valves, Stainless Steel ..136-139
 Equipment Demo Videos341
 Exhaust Collector71
 Exhaust Gas Analyzers71-73
 Exhaust Muffler Conn. Gaskets122
 Exhaust Muffler Packing327
 Exhaust Muffler Plugs120
 Exhaust Pipe Gaskets122-127
 Exhaust Seals122
 EZ Clamp28
- F**
- FACTION MX**136
 Fairing327
 Fairing & Body Hardware337
 Fan Caddy57,76
 Fan Switches267
 Fat Jack20
 Fat Jack Dolly20
 FCR Carb Tool77
 Feeler Gauges80
 Fender Mats, Protective327
 File Sets84
 Filters, Fuel205
 Filters, K&N Crankcase Vent157
 Filters, Oil178-195
 Final Drive Collar, Bearing & Seal ...53
 Flasher Units (Relays)266
 Flashlights88
 FLEX-HONE Cylinder Hones83
 FLEX-HONE for Rotors44
 FLEX-HONE Oil83
 Float Bowl Gaskets, O-Rings .223,226-233
 Float Bowl Screws225
 Float Level Gauge76n 222
 Float Needle Kits224
 Float Needles223,226-233
- Float Valve Assemblies223,226-233
 Floor Mount Work Stand42
 Flowbenches & Flowcom73
 Fluid Evacuator57
 FLUKE Multimeter79
 Flush Mount Marker Lights268
 Flywheel Holder Tool97
 Flywheel Pullers100-101
 Folding Shift Levers302
 Fork Cap Nut Socket for H-D®67
 Fork Cap Socket47,48
 Fork Cap Wrench47,50
 Fork Damper Rod Bleed Tool Set47
 Fork Damper Rod Tools47
 Fork Oil Level Gauge46
 Fork Oil Replacement Kit47
 Fork Seal Bullets46
 Fork Rebuilding Tools47,48
 Fork Seal Driver Sets46
 Fork Seals & Fork Seal Wipers ..314-323
 Fork Spring Compressors48
 ForkTru Fork Alignment Tool 50
 Fork Tube Rebuild kits312-313
 Fork Tube U-Block56
 Four Stroke Leakdown Tester90
 FRAM Oil Filters178-184
 Frame Spanner Socket53
 FREE-FLO Gas Cap Vent Hoses .206-207
 Front Brake Reservoir279
 Front Brake Switch266
 Front End Stand18,22
 Front Fork Cap Socket47
 Fuel Couplers200
 Fuel Filters205
 Fuel Level Gauge (YM-01312-A)222
 Fuel Line206
 Fuel Line Fittings & Fittings Kit200
 Fuel Line Plugs200
 Fuel Line T Junction200
 Fuel Mixture Screw Washers222
 Fuel Mixture Screws222
 Fuel Pal, 11 Gallon57
 Fuel Petcock Diaphragms ..201, 202-205
 Fuel Petcock Repair Kits202-205
 Fuel Petcock Shop Repair Kit201
 Fuel Petcock Tap Mount O-Ring201
 Fuel Petcocks198-199
 Fuel Pumps, MIKUNI239
 Fuel Pump, In-Tank Style266
 Fuel Tank Liner (KREEM)333
 Fuel Tap Valve Rubber Gasket201
 Fuel-Air Ratio Monitor72
 Funnels332
 Fuses269
 Fuse Buddy79
 Fuse Holder, Inline269
- G**
- GALFER301
 Gas Analyzers71-73

| | | | | | |
|-------------------------------------|---------|-------------------------------------|-------------|------------------------------------|---------|
| Gas Cap Vent Hoses | 206 | Ignition Coil Wire Cap Set | 244 | Load Tester | 112 |
| Gas Caddy | 57 | Ignition Coils | 242-244 | Low Riding Ramp | 17 |
| Gas Shock Equipment | 49,50 | Ignition Mates | 78 | Lower Steering Bearing Driver Set | 51 |
| Gas Tanks, Auxiliary | 62, 76 | Ignition Points | 248 | M | |
| Gas Tank Stand | 66 | Ignition Switch Base Repair | 264 | Mag Wheel Weight Installation Tool | 39 |
| Gasket Hole Punch Set | 87 | Ignition Switches | 264-265 | Magnetic Base Stand | 90 |
| Gasket Scraper | 86 | Ignition System Testers | 78 | Magnetic Parts Tray | 104 |
| Gasket Sets | 116-121 | Impact Driver | 96 | Magnetic Pickup Tool | 91 |
| Gauge Block | 54 | IMS Folding Shift Levers | 302 | Magneto Pullers | 100-101 |
| Gauges, Tire Pressure | 36 | In-Ground Lifts, BESTWAY | 23 | Main Jets | 240-241 |
| Gear Holder | 53 | In-Ground Lift Adapter Plate, MC470 | 23 | Main Jet Wrenches | 77, 217 |
| Gear Jammer | 86 | In-Line Fuel Couplers | 77 | Mainshaft Bearing Race Tool | 65 |
| Generator Brushes | 261 | In-Line Fuel Valves | 199 | Manuals, HAYNES | 341 |
| Generator Cover Gaskets | 160 | In-Line Fuse Holder | 112 | Marker Lights | 268 |
| GIZMATIC | 91 | Infrared Thermometer | 88 | Master Cylinders | 279 |
| Gloves, Mechanics | 62 | Inner Cam Bearing Tool (JIMS) | 65 | Master Cyl. Cover Screws | 337 |
| GOODRIDGE Brakelines | 300 | Inner Point Cover Gasket, Kaw | 161 | Master Cyl. Connecting Set | 279 |
| Goldwing Timing Belts | 155 | Instrument Covers for Kawasaki | 327 | Master Cylinder FLEX-HONE | 44 |
| Graduated Cylinders | 332 | Intake Carb Holders (Manifolds) | 208-211 | Master Cylinder Rebuild Kits | 282-287 |
| Grease | 56, 331 | Intake Chamber O-Ring (GL1500) | 211 | Master Cyl. Reservoir Rebuild Kits | 281 |
| Grips | 279 | Intake Manifold O-Rings (GL) | 211 | Master Cyl. Reservoir Diaphragms | 280 |
| Grunge Brush Chain Brush | 45 | Intake Manifold Wrench(H-D) | 67 | Master Link Pliers | 45 |
| H | | J | | Master Links, Cam Chain | 150 |
| H4 & H7 Bulbs, Headlights | 269 | Jet Driver | 66,77 | MC10R Deluxe Wheel Clamp | 14 |
| Hammers | 96 | Jet Needle Clips | 201 | MC135 Bead Buster | 33 |
| Hand-held EGA's | 72, 73 | Jet Wrenches | 217 | MC140 Quick Release for MC135 | 33 |
| HANDY Lifts | 18,19 | Jets | 239-241 | MC15R Cycle Dock | 24,326 |
| Hardware | 337-339 | JIM's Shop Tools | 64-65 | MC165 StrongArm | 29 |
| Hardware Assortments | 335 | Jumper Cables | 112 | MC20 Front End Stand | 22 |
| HAYNES Repair Manuals | 340 | K | | MC2300 Dynamic Wheel Balancer | 31 |
| Head Gaskets | 133 | Kawasaki Accelerator Pump Kit | 239 | MC25 Metric Engine Stand | 94 |
| Head Stands | 91,92 | Kawasaki Tach Seal Kit | 146 | MC305 Truing Stand | 32 |
| Headlight Brackets | 269 | Keepers | 147 | MC310 Three-In-One Truing Stand | 32 |
| Headlight Bulbs | 269 | Keihin Carb O-Rings | 221 | MC360 Crate Lift | 24 |
| Headlight On-Off Switch | 268 | Keihin Main Jet Kit | 240 | MC35 Single-Sided Swingarm Stand | 17 |
| Headlight Rim/Retainer | 268 | Keihin Mixture Screw Washers | 222 | MC40 Universal Front Wheel Stand | 18 |
| Headlight Voltage Regulator | 257 | Keihin Needle Clips | 201 | MC45 Universal Swingarm Stand | 18 |
| Headlights | 268 | Keihin Shop Float Needle Kit | 224 | MC440 Mini Jack | 21 |
| Heavy-Duty Hand Cleaner Towels | 62 | Keihin Type Float Needles | 223,226-233 | MC450 Center Jack | 20 |
| Heim Joint Tool for KTM | 52 | Kibblewhite Products | 137-139 | MC455 Fat Jack | 20 |
| Hex Driver Set, 1/4", 90 Degree | 76 | Kill Buttons, Switches | 266 | MC460 Shop Dolly | 19 |
| Hex Wrenches | 53 | Kickstarters | 185 | MC464 Fat Jack Dolly | 20 |
| Hitch Case | 334 | KREEM | 333 | MC465 UTV Jack | 21 |
| Hitch Pins | 339 | K&N Air Filter Cleaners & Oils | 333 | MC475 Dirt Bike Lift | 17 |
| Hook & Pick Set | 96 | K&N Air Filters | 212-214 | MC550 Multi-Lift | 19 |
| Honing Equipment | 82 | K&N Fuel-Air Ratio Monitor | 72 | MC555 Utility Lift | 17 |
| Honing Oil | 83 | K&N Fuel Line T-Junction | 200 | MC615R STD Duty Air Lift | 13 |
| Horns | 269 | K&N Oil Filters | 186-195 | MC625R Heavy-Duty Air Lift | 12 |
| Hose Clamps | 200 | KWIK-LOADER Valve Keeper Tool | 93 | MC650R Hydraulic Lift | 11 |
| Hose Cutters | 77 | L | | MC655R Hydraulic Lift | 10 |
| Hose Pinchers | 77 | Lapping Compound | 66 | MC700 Exhaust Gas Analyzer | 71 |
| Hose Removal Pliers | 77, 200 | Laser Alignment Tools | 50 | MC750 Exhaust Gas Collector | 71 |
| Hot Wires (NOLOGY) | 244 | Leakdown Tester | 90 | MC800 Fuel Injection pump | 75 |
| Hydraulic Brake Bleeder | 44 | Lever Assemblies | 279 | Mechanical Seals | 162 |
| Hydraulic Brake Line Assembly Tool | 301 | License Plate Fasteners | 327 | Mechanical Seal Installation Tool | 96 |
| Hydraulic Press (20 Ton) | 56 | Lifts | 10-19 | Meter Base Bottom Cover | 327 |
| I | | Lifting Arm Kits | 15 | Meters & Accessories | 79 |
| Idle Kit for Yamaha Banshee/Blaster | 222 | Lift-Gate | 16 | Metric Dial Indicator Gauge | 90 |
| Igniter Boxes (Yamaha Street) | 244 | LISTA Mobile Storage Cabinets | 59 | Metric Hardware Assortment Kit | 338 |

- Metric T-Handle Set103
Metric Spark Plug Thread Chaser106
Metric Thread Restorer File106
Micrometers89
Mikuni Watercraft Carb Kits197
Mikuni Carb Shop O-Ring Kit221
Mikuni Carb Slide Diaphragms215
Mikuni Carburetor & Parts Manual .341
Mikuni Float Valve Assemblies222
Mikuni Float Valve Filter Screen222
Mikuni Main Jet Kit240
Mikuni Rubber Mounting Flanges211
Mikuni Shop Float Needle Kit224
Mikuni Type Float Needles .223,226-233
Mini-Chain Press Tool45
Mini Crank Key Ring341
Mini Pro T-Handles103
Mini Reflectors327
Mirrors328-329
MITYVAC Brake Bleeder Kit44
MITYVAC Deluxe Vacuum Tester Kit .44
MITYVAC Compression Tester Kit ...90
Mobile Bench42
MOTO-TEK Fork Spring Compressor .48
Mixture Screw Washers222
Muffler Connecting Gaskets123-127
MS5650 Motorcycle Scanner75
Muffler Mounting Grommets122
Muffler Packing327
Muffler Plugs120
Multimeters & Accessories79
- N** —————
Needle Clips201
Needle File Set84
Neutral Switches267
Needles, Float Valve223,226-233
NEWAY Valve Concentricity Gauge .91
NEWAY Valve Seat Cutters66,92
NGK Spark Plug Caps244
NIKKO Motorcycle Horns269
NISSIN Master Cylinders279
Nitrogen Tire Filling System30
Nitrogen Needle48
Nitrogen Shock Gauge, Filler49,50
NOLOGY Ignition Coils & Wires ...244
- O** —————
Offroad Carb Repair Kits220
Offroad Connecting Rod Kits ...156-157
Oil Drain Plug Bolts185
Oil Drain Plug Washers336
Oil Drain Pan61
Oil Drain System61
Oil Extractor, 18 Gallon61
Oil Filler Cans62
Oil Filter Bolts184
Oil Filter Wrenches94
Oil Filters178-194
Oil Pan Gaskets161
Oil Seals & Oil Seal Kits158-159
- Oil, REDLINE331
Oil, TOP ONE330
On-Off Handlebar Switch265
OPPAMA PET-1100 Pulse Engine Tach .78
OPPAMA PET-4000 Spark Checker ...78
OPTIMATE Battery Chargers ...114-115
O.S.H.A Compliant Gas Caddy207
- P** —————
PARK TOOLS42,51,102,335
Parts Washers,60
Parts Storage Boxes334
Personal Watercraft Dolly23
Personal Watercraft Rod Kits195
Personal Watercraft Tools54
Petcocks198-199
Petcock Repair Kits202-205
Pick Set96
Pilot Screw Adjustment Wrench76
Pilot Jets239-241
PINGEL Gas Valves199
Pinion Gear Clamp53
Pinion Remover Adapter53
Pipe End Shaper85
Piston Base Holders85
Piston Kits148-149
Piston Pin Bearings & Circlips149
Piston Pin Removal Tool85
Piston Pins149
Piston Ring Compressor85
Piston Ring Filer85
Piston Rings147-149
Piston Stop90
Piston Support Plate65
Plastic Tool Boxes334
Plug Caps244
Plug Socket Wrenches86
Points248
Police Bike Skid Plates327
Pop Chocks326
Portable Compressed Air Tank (5 Gal.) .58
Porting Tools84
Power Platform Worktables18
Power Tap (Drill & Tap)84
Power Valve Seals159
Precision Measuring Tools89
Press, 20 Ton Hydraulic56
Probulator Lead Set79
Pull-Starter Parts (Handle, Spring) .302
Pullers100-101
Pulser Coils257,260
Push Rod Tool66
- Q** —————
Quad Stake Rivet Kit45
Quartz Halogen H-4 & H7 Bulbs ...269
Quick Release Ring Compressor .85, 148
QWIK-LOADER Valve Keeper Tool ..93
Quick Release Flag Mount341
QWIK PLUG Tire Repair Kits36
- R** —————
RACE TECH Sag Setting Tool52
Radiator Cap163
Radiator Fan Switches267
Radiator Pressure Tester97
RAPIDAIR Air Line System59
Ratchet Handles104
Ratchet Spark Plug Wrench86
Razorback Shock Spring Tool49,
Ratio Rite Measuring Cup332
RC-50M Tire Changer29
RC100/150/200 Tire Changers27
Rear Axle Nut Wrench52
Rear Brake Kit for Yamaha Blaster ...302
Rear Wheel Cush Drives303
Recording Meters327
RECOIL Thread Repair Kits106
RED LINE Oil & Lubricants331
Reflectors327
Regulator/Rectifiers250-256
Repair Manuals340,341
RICKY STATOR260
Rim Locks & Rim Lock Nuts36
Rim Savers37
Rim Strips32
Ring Nut Wrench53
Rings, Piston147-149
Riv-Nut Inserts & Insert Kit104
Rocker Box Cover Wrench67
Rocker Box Ratchet67
Rod Kits, Offroad156, 57
Rollastand22
Rotor, Alternator256
Rotor Pullers100-101
Rust Remover & Inhibitor333
- S** —————
Safety Wire Pliers87
Sand Blast Cabinets & Accessories ...58
Scrubs Hand Cleaner Towels341
Seals, Seal Kits, Engine158-159
Seal Grease333
Seal Pullers96
Service Manuals340-341
Shaft Drive Tools53
Shaft Holding Tool48
Shift Levers302
Shift Shaft Seals59
Shim Storage Box135
Shim Tools80
Shims134-135,197
Shock Bladder Puller47
Shock Filling System49
Shock Seal Bullet Tool48
Shock Seal Head Setting Tool48,52
Shock Spring Tools49
Shock Spanner Wrenches50
Shop Dolly19
Small End Needle Bearing Installer ..54
Small Hole Gauge Set89
Snap Ring Pliers87

| | | | | | |
|--|---------|---|---------|--|-------------|
| Snowmobile Rod Kits | 196 | Throttles | 302 | Valve Adjustment Tools | 80 |
| Socket Cap Set | 105 | Tie-Downs, Tie Down Extensions | 326 | Valve Clearance Gauges | 80, 90 |
| Spark Plug Caps | 244 | TIME-SERT Thread Repair Kits | 106 | Valve Concentricity Gauge | 91 |
| Spark Plug Inserts & Repair Kits | 106 | Timing Belt Cover Gasket | 155 | Valve Core Remover | 38 |
| Spark Plug Socket/Wrench | 86 | Timing Belt for Honda Goldwing | 155 | Valve Cores | 38 |
| Speedometer Cable Repair Kit | 336 | Timing Light | 78 | Valve Cover Bolt Seals, Washers | 129 |
| Spill Pan | 61 | Timing Tester (Buzz Box) | 78 | Valve Cover Gaskets | 130-133 |
| Split Bearing Pullers | 56, 99 | Tire Bead Breaker | 29 | Valve Cover O-Ring Seals | 128 |
| Spoke Wheel Weight Tool | 39 | Tire Bead Paste | 28 | Valve Guide Driver Set | 93 |
| Spoke Wrenches | 37 | Tire Bead Seaters | 35 | Valve Guide FLEX-HONES | 93 |
| Spring Puller | 85 | Tire Buffing Wheel | 30 | Valve Guide Installers, Reamers | 93 |
| Star Wrenches | 105 | Tire Changers & Accessories | 26-30 | Valve Guides | 139 |
| Starter Brushes | 261 | Tire Cage | 35 | Valve Keeper Tool (Qwikloader) | 93 |
| Starter Solenoids | 262-263 | Tire Changing Stand | 37 | Valve Keepers | 140-146 |
| Stators | 258-259 | Tire Inflation Gauge | 35 | Valve Lapping Tool | 66,93 |
| Steering Bearings | 270-277 | Tire Irons & Tire Levers | 37 | Valve Seat Cutters | 66,92 |
| Steering Cable Locknut Remover | 54 | Tire Marking Crayon | 30 | Valve Shims | 134-135,197 |
| Steering Stabilizer (Dampner) | 323 | Tire Pressure Gauges | 36 | Valve Springs | 138 |
| Steering Stem Wrench | 50 | Tire Repair Kits, Tools, & Supplies | 34 | Valve Spring Tools | 91 |
| Stick-On Wheel Weights | 41 | Tire Spreader & Tire Spreader Stand | 30 | Valve Stem Caps & Cores | 38 |
| Storage Boxes | 334 | Tire Test Tank | 37 | Valve Stem Seals | 140-146 |
| Stud Installation/Removal Sets | 85 | TIRE TAMER | 39 | Vernier Caliper | 89 |
| SUPERFLOW Dynos & Flowbenches | 73 | Tire Tread Depth Gauge | 36 | Vise Inserts & Pads | 94 |
| SUPERLIFTS Single Post Lifts | 16 | Tire Valve Stem Pullers | 38 | W | |
| Sure-Shot Sprayer | 62, 333 | Tire Valve Stem Repair Tool | 38 | Washers (Lock, Fender ,Flat, Rubber) | 338 |
| Suspension Fluids, RED LINE | 331 | Tire Valve Stems | 38 | Watercraft Dolly | 23 |
| Suspension Service Tools | 46-52 | TOP ONE Oil & Lubricants | 330 | Watercraft Tools | 54 |
| SUV Bag | 334 | Torque Wrench Adapters | 85 | Water Temperature Gauge | 327 |
| Swingarm Bearing Installer | 52 | Torx Bit Sets | 105 | Water Temperature Sending Switches | 267 |
| Swingarm Bushings, Bearing Kits | 278 | Trans Cover Brg. Remover & Installer | 64 | Waterpump Mechanical Seals | 162 |
| Swingarm Needle Bearings | 270 | Transmission Cover Gaskets | 162 | Waterpump Seal Installation Tool | 96 |
| Swingarm Pivot Bearing Puller | 64 | Transmission Main Seal Install Tool | 64 | Waterpump Sealing Kits | 163 |
| Swingarm Stands | 18 | Truing Stands | 32 | Waterpump Shaft Oil Seals | 163 |
| T | | Tune Up Kits | 246-247 | WEGO III | 68 |
| T-Connectors & Fittings | 200 | Turn Signal Bulbs | 269 | Wheel Balancers, Adapters, Sleeves | 31 |
| T-Handle Screwdrivers | 103 | Turn Signal Flasher Units | 268 | Wheel Bearing Remover Sets | 43 |
| T-Handle Sets | 103 | Turn Signal Stems | 268 | Wheel Seal for ATV | 278 |
| T-Handle Set, S.A.E. | 67 | Turn Signals | 268 | Wheel Bearings | 278 |
| T-Handle Socket Drivers & Wrenches | 103 | Twin Cam Head Bolt Wrench | 67 | Wheel Caddy | 22 |
| T-Handle Spark Plug Wrenches | 86 | Twin Scan II | 67 | Wheel Clamp,Vise | 14 |
| T-Stem Nut Wrench | 50 | Two-Stroke Timing Kit | 87 | Wheel Truing Stands | 32 |
| Tach Oil Seal & Tach Seal Kit | 146 | Twin Tuner | 67 | Wheel Weights, Wheel Weight Kits | 40-41 |
| Tachometer | 78 | U | | Wheel Weight Tools | 39 |
| Taillight Bulbs | 269 | U-Blocks | 56 | Winch & Winch Cable | 16 |
| Taillight Assembly | 269 | U-Rings for Keihin Carburetor | 221 | WINONA VAN NORMAN | 82 |
| Tappet Buckets | 138 | Ultra Sonic Parts Cleaner | 60 | WISECO Soft-Hones | 83 |
| Tappet Covers | 129 | Universal Crankshaft Installation Set | 98 | Work Stands | 42 |
| Tappet Adjusting Tools | 80 | Universal Ignition Switch | 265 | Wrist Pin Circlip Removal Tool | 66 |
| Tear-Down Table | 42 | Universal Joint Holder Set | 53 | Y | |
| TECMATE Battery Chargers | 114-115 | Universal Piston Support Plate | 65 | YICS Shut-off Stick | 77 |
| Telescoping Gauge Set | 89 | Universal Throttle Cable | 302 | | |
| Terminal Crimper Tool | 109,111 | V | | | |
| Terminal Pins, Connectors | 108-111 | V-Blocks | 99 | | |
| Terminal Removal Tool | 110-112 | Vacuum & Fuel Line Plugs | 77 | | |
| Thermo Switches | 267 | Vacuum Gauges | 74 | | |
| Thread Restorer File | 106 | Vacuum Hose Kit & Clips | 200 | | |
| Thread Repair Kits & Tools | 106 | Vacuum Mate Allweather | 74 | | |
| Throttle Cable , Universal | 302 | Vacuum Tester Kit | 44 | | |
| Throttle Grip Sleeve | 302 | Valve Adjustment Service Kits | 128 | | |

| <i>NOTES</i> |
|---------------------|
| |
| |
| |
| |
| |
| |
| |
| |
| |
| |
| |
| |
| |
| |
| |
| |
| |
| |
| |
| |
| |
| |
| |
| |
| |
| |
| |
| |
| |
| |
| |
| |
| |
| |
| |
| |
| |
| |
| |



SHOP EQUIPMENT & TOOLS

Tire Service Center Section 1
Lifts & Stands

9

Tire Service Center Section 2
Tire Changers & Balancers

25

Shop Equipment
Shop Supplies

55

Harley Davidson®
Shop Equipment & Shop Tools

63

Tune-Up & Engine Service
Carburation & Exhaust

69

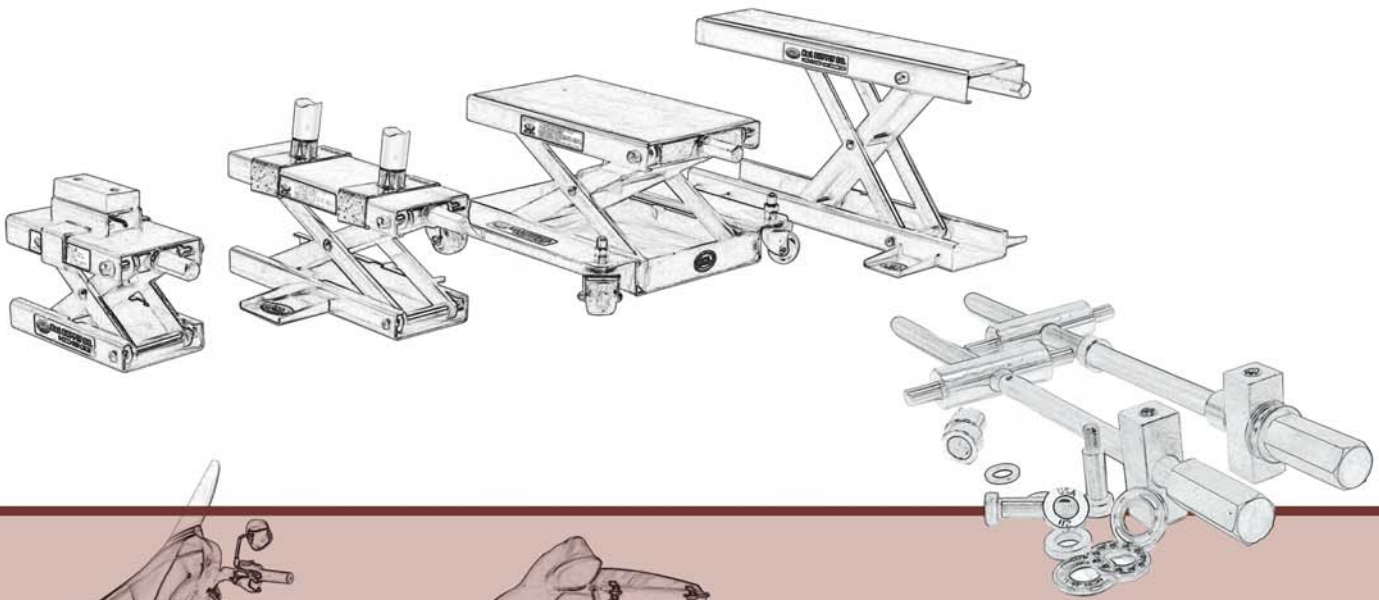
Engine Rebuild

81

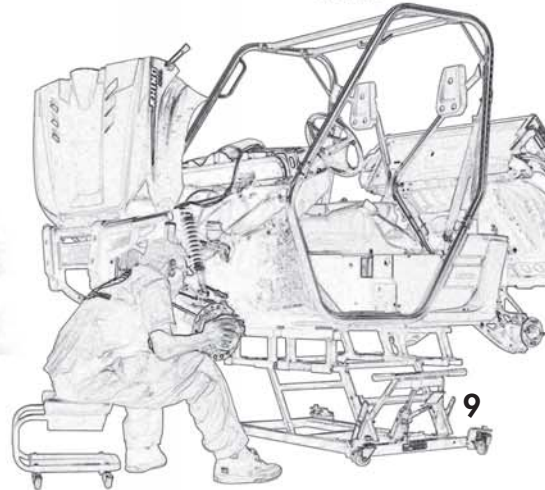
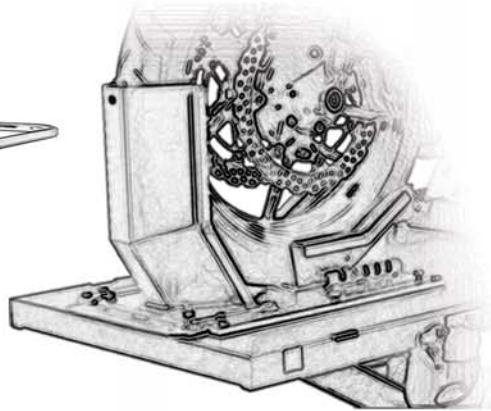

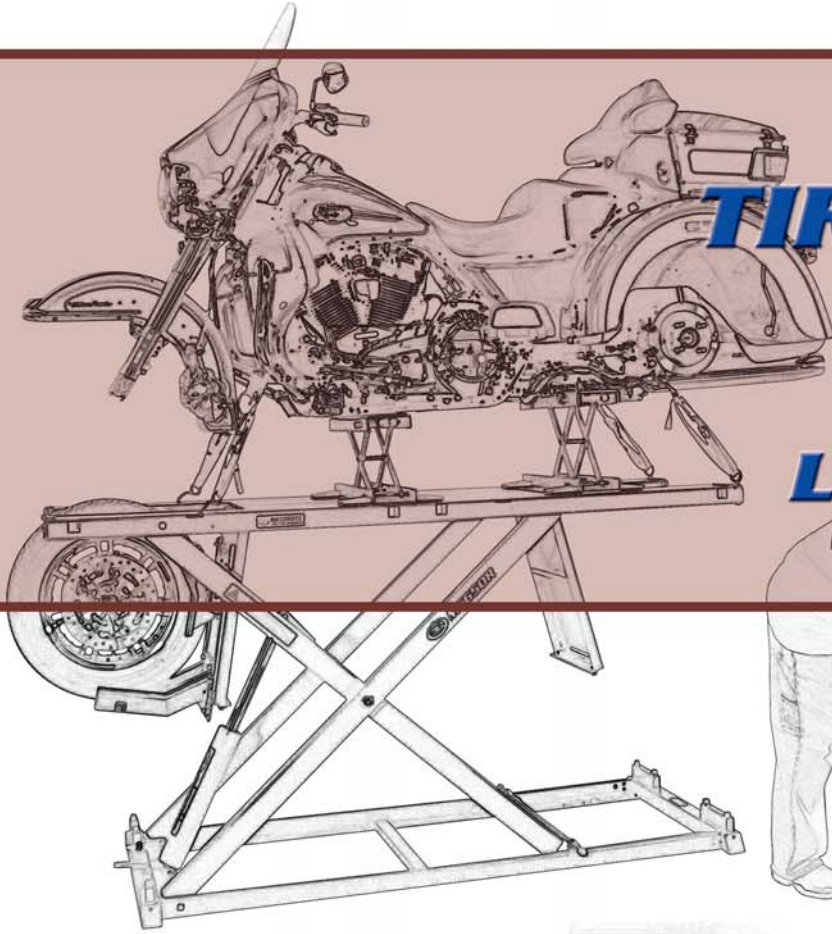
Electrical

107





**TIRE SERVICE
CENTER
SECTION 1
LIFTS, STANDS**



MC655R

SHOP EQUIP & TOOLS

HARD PARTS

CARB & FUEL

IGNITION/ELECTRICAL

CONTROL

SUSPENSION

ACCESSORIES

New!



35-6564 (Red)

Maximum Height 48"

Patent Pending

2,000 lb. capacity



Visit Our Website
www.ksupply.com



35-6568 (Blue)



35-9926



35-0318



Remote Switch



Pump

See Page 14 for K&L Lift Accessories



K&L MC655R HYDRAULIC LIFT

The MC655R from K&L Supply is the next step up in high performance lifts. Along with a 48" maximum raised height and a one ton capacity, the MC655R features a hand held remote control and a frame mounted pump. This does away with pump stands and excess hose, keeping your service bays clear of extraneous clutter. With a full range of available options, the MC655R can be tailored to meet any shops' requirements, whether you service bikes, trikes, quads, or carts. K&L's build standard is reflected in the CE certification that the MC655R carries, our commitment to quality has never been easier to harness for your shop.

- Built-in 110V Hydraulic Pump
- Hand Held Remote Control
- 29.5" x 86.5" deck
- Front and Rear Drop Panels
- Five position automatic locking system
- Hand Held Remote Control
- Loading ramp included.
- Optional long ramp also available. (35-0306)

35-6564 K&L MC655R Hydraulic Lift, Red.

35-6568 K&L MC655R Hydraulic Lift, Blue.

Note: Vise not included with lift.

MC650R

SHOP EQUIP & TOOLS

HARD PARTS


CARB & FUEL

IGNITION/ELECTRICAL

CONTROL

SUSPENSION

ACCESSORIES



35-6551 (blue)

www.klsupply.com
Visit K&L website for demonstration.



35-6604 (Red)


35-0307

2,000 lb. capacity

See Page 14 for
K&L Lift Accessories




Quick-Release
Fittings



35-6567



35-0333



Patents
6,575,310 &
6,935,619

35-4040



K&L MC650R HYDRAULIC LIFT

The MC650R features a quick-release fitting from the pump to the hydraulic ram. This allows techs to disconnect the line and roll the pump out of the work area, freeing up space and easing movement. The optional side panels now feature our fastmount system; making installation simple. Slide the mounting studs into the existing cutouts in the deck; no bolts or other fasteners are required. We also offer an easy to install extension that adds two feet front or rear to the overall deck length for custom bikes. The 650R delivers what other lifts promise, put one to work in your shop today.

- 29.5" x 86.5" deck
- Front and Rear Drop Panels
- Five position automatic locking system
- 2000 pound working capacity
- 110V Hydraulic Pump
- Loading ramp included.
- Optional long ramp also available. (35-0306)

35-6551 K&L MC650R Hydraulic Lift, Blue. Includes pump and stand.

35-6553 K&L MC650R Lift. Bare Lift, Blue no pump, hose, or stand.

Note: Vise not included with lift.

35-6604 K&L MC650R Hydraulic Lift, Red. Includes pump and stand.

35-6605 K&L MC650R Lift. Bare Lift, Red no pump, hose, or stand.



48"

MC625R



SHOP EQUIP & TOOLS

HARD PARTS

CARB & FUEL

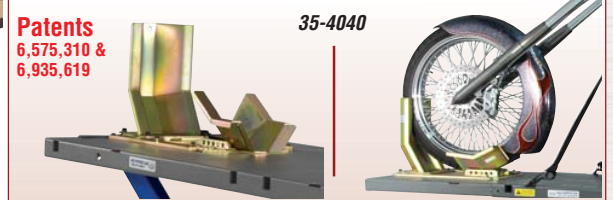

IGNITION/ELECTRICAL

CONTROL

SUSPENSION

ACCESSORIES

Patent Pending
35-6350 (Blue)



Patents
6,575,310 &
6,935,619

35-4040

See Page 14 for K&L Lift Accessories



35-9926




37-0347



35-6567

K&L MC625R HEAVY DUTY AIR LIFT

The MC625R is how K&L Supply redefines Air Superiority. It's rated working capacity of 1750 lbs and optional side panels increase the working width of the MC625R to 59", allowing Quads & UTV's to be serviced. Extensions are also available, adding two feet front or rear to the overall length for custom bikes. Combine those features, plus the value you expect from K&L, and you have a lift that will be right for all of your needs.




Side Panel Set, Loading Ramp, Front & Rear Extension

"Extend 24 inches Front & Back"



Front/Rear Extension Panel.
35-6557



35-6557

- 29.5 x 86.5 deck
- Front and Rear Drop Panels
- Max raised height of 40", lowered height is 8.5"
- Automatic safety locks
- Loading ramp included
- One year warranty

- 35-6350 K&L MC625R Heavy Duty Air Lift, Blue
- 35-6355 K&L MC625R Heavy Duty Air Lift, Red
- 35-6360 K&L MC625R Heavy Duty Air Lift, Gray

MOTORCYCLE LIFT COMPARISON & SPECIFICATIONS

Note: Specifications subject to change without notice.

| SPECIFICATIONS | K&L SUPPLY MC655R | K&L SUPPLY MC650R | K&L SUPPLY MC625R | K&L SUPPLY MC615R | HANDY BOB 1500 AIRLIFT | HANDY SAM AIR LIFT | HANDY LIFT AIR & ELECTRIC |
|---------------------|-------------------|--------------------------------------|-------------------|-------------------|------------------------|--------------------|-------------------------------------|
| Maximum Capacity | 2,000 lbs. | 2,000 lbs. | 1750 lbs. | 1,000 lbs. | 1,500 lbs. | 1,000 lbs. | 1,000 lbs. |
| Deck Width | 29.5" | 29.5" | 29.5" | 24" | 28" | 24" | 24" |
| Deck Length | 86.5" | 86.5" | 86.5" | 84" | 84" | 84" | 80" |
| Maximum Height | 48.5" | 48.5" | 40" | 35" | 40" | 30" | 30"(air) 31"(elec) |
| Minimum Height | 7.0" | 7.0" | 8.0" | 7.25" | 10" | 7" | 7" |
| Platform Thickness | 0.128" | 0.128" | 0.128" | 0.128" | 0.106" | 0.106" | 0.106" |
| Weight | 500 lbs. w/pump | 530 lbs. w/pump 466 Lbs bare lift | 496 lbs. | 330 lbs. | 560 lbs. | 330 lbs. | 304 lbs. (Air) 311bs. (Electric) |
| Drop Panel | Front & Rear | Front & Rear | Front & Rear | Rear | Rear only | Rear only | — |
| Wheels | Yes (option) | Yes (option) | Yes (option) | Yes (option) | Yes (front std) | Yes (front std) | Yes (front std) |
| Warranty | 1 year | 1 year | 1 year | 1 year | — | — | — |
| Tech Support | Yes | Yes | Yes | Yes | Yes | Yes | Yes |
| Financing Available | Yes | Yes | Yes | Yes | — | — | — |

MC615R

CE
Certified



35-6294 (Red)

See Page 14 for K&L Lift Accessories

35-0328



35-6370

37-8787



Sold each

K&L MC615R 1000 LB. AIR LIFT

K&L has brought a new level of quality to the market with the MC615R. Optional side panels increase the working deck width to 48". The MC615R offers you a Shop quality lift at a consumer price, call today!

- 1000 lb. capacity
- 24 x 84" deck
- Rear Drop Panel
- Max raised height of 35", lowered height is 7.25"
- Automatic safety locks
- Loading ramp included
- One year warranty

35-6292 K&L MC615R 1000 lb. Air Lift, Blue

35-6293 K&L MC615R 1000 lb. Air Lift, Gray

35-6294 K&L MC615R 1000 lb. Air Lift, Red

K&L MC615R ACCESSORIES

35-6295 Side Panel Set for MC615R. Increases width from 24" to 48". Includes panels (qt4) and ramps (qt 2)

35-4040 MC10R Deluxe Wheel Clamp. Self locking clamp allows one person to load motorcycle on MC625R/ MC650R lifts. Comes with std. width rocker. (Fits 120 to 160 series tires)

35-4041 Optional narrow rocker for MC10R Deluxe Wheel Clamp. Fits narrow wheels. (90 to 110 series tires)

35-6370 CE Approved Pedal for MC615R. Covered dual pedals reduce chances of accidental actuation. Also stops up/down travel of lift when operator releases either of the two pedals.

35-6567 K&L Wheel Stop for MC Series Lifts

35-6770 Nosewheel, fits MC615R/625R/650R Lifts

35-9926 Crank Style Wheel Vise, LH. Improved clamping features.

37-9912 Brass Wheel Vise Bushing for **35-9926**. Sold each.

35-0321 Retractable Wheels

Patent Pending



35-6292 (Blue)



Visit Our Website
www.klsupply.com



SHOP EQUIP & TOOLS

HARD PARTS

CARB & FUEL

IGNITION/ELECTRICAL

CONTROL

SUSPENSION

ACCESSORIES



Lift Extension Kit
35-0318



Patents
6,575,310 &
6,935,619

MC10R Deluxe Wheel Clamp
35-4040



35-4041



Wheel Stop
35-6567



Crank Style Wheel Vise
35-9926



37-0347



35-0321



37-8660 and 35-9872



Nosewheel
35-6770

MC625R/650R/655R ACCESSORIES

- 35-6557** Front/Rear Extension Panel. Increases length by 24" Sold Ea.
- 35-6552** Side Panel Set. Increases width to 59". Includes side panels (qt4) and ramps (qt 2)
- 35-4040** MC10R Deluxe Wheel Clamp. Self locking clamp allows one person to load motorcycle on MC615R/625R/650R lifts. Comes with std. width rocker. (Fits120 to 160 series tires)
- 35-4041** **Optional** narrow rocker for MC10R Deluxe Wheel Clamp. Fits narrow wheels. (90 to 110 series tires)
- 35-6567** K&L Wheel Stop for MC Series Lifts
- 35-6770** Nosewheel, fits MC615R/625R/650R/655R Lifts
- 35-9926** Crank Style Wheel Vise
- 35-6373** CE Approved Pedal for MC625R. Covered dual pedals reduce chances of accidental actuation. Also stops up/down travel of lift when operator releases either of the two pedals.
- 37-0347** Crank Style Wheel Vise Covers.
- 37-9912** Brass Wheel Vise Bushing for **35-9926** Vise Sold each.
- 35-0318** Lift Extension Kit. adds 30" to your lift;
- 35-0328** Mounting Rails for Lift Extension
- 35-6610** Replacement Ramp. 15" W x 29.5" L. Diamond plate surface
- 35-0306** Extended Ramp. For applications with low ground clearance. 15" W x 45-3/8" L. Diamond plate surface
- 35-9872** MC460 Shop Dolly
- 35-0321** Retractable Wheels
- 37-0337** Hydraulic Pump only
- 35-0307** Stand only for Hydraulic Pump
- 35-0333** Dual Lift Adapter Valve
- 35-0358** Six foot Hydraulic line Use w/ **35-0333**
- 35-6562** Quick Release Retro-Fit Kit



35-6373



35-6562

Quick-Release Fittings



35-0328



35-0333



37-0337

35-0307



35-6552



Lifting Arm Kit on MC615R



35-9820

Patent Pending



35-9821



www.klsupply.com

Visit K&L website for demonstration.



K&L LIFTING ARM KITS

The K&L Lifting arm kit offer a new method for servicing bikes that are on a raised lift. You can now safely raise the front end with the bike firmly secured to the lift deck, making suspension, brake, and steering stem services much easier than traditional methods. Kit consists of a base unit and two lifting arms. The Lifting Arm Kit utilizes a bevel gear drive that eliminates external air or hydraulic lines.

35-9820 K&L Lifting Arm Base Unit for MC615R

35-9848 K&L Lifting Arm Base Unit for MC625R/650R/655R Lifts

35-9821 K&L Lifting Arm Set for Late Model R1 and R6



SUPERLIFTS MOTORCYCLE/ATV LIFTS

These lifts are ideal for picking up motorcycles, ATV's, UTV's, and carts.. The single post design operates off of 110V power. Anchoring to 4" of 3500 psi re-enforced concrete is all that's required for mounting. Other features include:

- Heavy-Duty Columns
- Chain Lifted
- 110 V Power
- Single Point Safety Release
- Powder Coat Finish
- American Made

37-9470 Single bike. Comes with ramp & wheel stop, 1500 lb capacity.

37-9471 Dual bike. Lifts two bikes 6 feet high, 2200 lb capacity.

37-9474 ATV/UTV lift. Adjustable forks, 2000 lb capacity.



UTV Lift #35-9474 showing adjustable lifting arms that will handle up to one TON.



Made in USA



K&L LIFT-GATE

Lift-Gate allows you to suspend the end on almost any type of vehicle, including Motorcycles, Snowmobiles, PWC, and ATV's. It can be used as a stand alone unit, or in conjunction with table style lifts to handle the longer wheelbases on today's motorcycles. The unit is constructed of 1.68" tubing and features three tie down points to secure the unit being serviced. It consists of three sections, and is UPS shippable. Overall assembled height is 79.5", width at base is 33.50". Increase the versatility of your service department.

Note: Will not work on Full Dressed Touring Motorcycles. Winch not included.


35-9940 K&L Lift-Gate

35-9952 Optional Winch, Cable included

35-9953 Cable only



SHOP EQUIP & TOOLS
HARD PARTS
CARB & FUEL
IGNITION/ELECTRICAL
CONTROL
SUSPENSION
ACCESSORIES



35-6364

Patent Pending

MC475 DIRT BIKE LIFT

Our MC475 lets you do one-armed push-ups. The unique deck cutout helps you perform fluid changes as well as routine maintenance. A single arm is provided for leverage, after the bike is raised, it is easily removed to increase access around the lift. Stop putting your foot down, the 475 is here!

- 11" minimum height
- 17.5" maximum raised height
- Deck is 11" x 15", with 6" x 5" cutout
- 400 lb max weight rating

35-6364 MC475 Dirt Bike Lift



www.klsupply.com
Visit K&L website for demonstration.

MC555 UTILITY LIFT

The MC555 from K&L makes moving large utility vehicles simple and safe. One person can load, transport, and store a full size vehicle. The MC555 uses a powerful bottle jack to raise vehicles to a maximum height of 17.5 inches. Two heavy-duty caster wheels make turning easy, with two fixed wheels aiding straight-line stability. Optional adaptors allow you to service the Kawasaki Mule product line.

- 56 x 30 inches
- 1600 pound capacity
- Powdercoat Finish

35-6565 MC555 Utility Lift

35-6566 Adaptors for Kawasaki Mule series



35-6566



35-6565



K&L MC35 SINGLE SIDED SWINGARM STAND

Introducing the latest rear wheel stand from K&L Supply. This single sided swingarm stand has the same quality features that are found in our other rear wheel stands. This swingarm stand can be used on either left or right side wheel applications by adjusting the set screws, where as other stands can only be used on one side. The wheel pins must be purchased separately.

37-9683 K&L MC35 Single Sided Swingarm Stand

WHEEL PINS Sold each.

35-0883 Ducati LH Side (All models)

35-0876 Ducati RH Side (All models)



37-9683

35-0883

35-0876



35-0808

LOW RIDING RAMP

Raises front or rear wheel 3". giving proper height clearance when lifting any lowered motorcycle up onto floor style lifts.

35-0808 Low Riding Ramp with built-in handle



37-8795

37-9689



K&L MC40 UNIVERSAL FRONT WHEEL STAND

The MC40 heavy duty front end stand from K&L Supply features a pendulum type design which keeps the adapters in place every time you use it. Handle is removable and the adapters are adjustable from side to side for a more universal fit.

37-9689 K&L MC40 Universal Front Wheel Stand

K&L MC45 UNIVERSAL SWINGARM STAND

Our MC45 heavy duty universal swingarm stand comes with fully adjustable adapters, and accommodates both spool and swingarm designs. The MC45 gives great stability in use; the removable handle allows freedom of movement after the bike is raised.

37-8795 K&L MC45 Universal Swingarm Stand



37-2719

POWERPLATFORM WORKTABLES

K&L now offers *PowerPlatform*, the portable folding motorcycle work table designed for racers, home/race mechanics, enthusiasts and dealers. PowerPlatform's light weight and folding design gives you a mobile stand to work on motorcycles almost anywhere. PowerPlatform's table top height of 18" makes servicing motorcycle a far easier proposition, with no more bending or kneeling while performing routine motorcycle services. It is also an ideal motorcycle display table for dealer showrooms or motor cycle bike shows. *** Note: PowerPlatform is designed to be portable and light weight. The metal top may show indentation with normal usage and does not affect functionality***

37-2719 PowerPlatform Worktable



35-9379

37-0346

35-9378

HANDY B.O.B. 1500 AIRLIFT

The newest addition to Handy's line-up of lifts for the powersports market. Made of 11 gauge solid steel and powered by air, Handy's B.O.B. 1500 is packed with features: 1500 pound lifting capacity, 40" maximum height, work surface of 84" x 28" (16 sq.ft.), and a drop out rear panel for tire changes.



35-9378 Handy B.O.B. 1500 Airlift. Vise and Extensions not included

OPTIONAL ACCESSORIES

35-9379 CV-17 Cycle Vise. **35-9380** 12" Side Panels for B.O.B. only

37-0346 CV-17 Wheel Vise Covers. Ultra-soft rubber allows a positive grip for added protection against wheel scratches. Sold in pairs.

35-9381 13" Front Extension



K&L MC550 MULTI-LIFT

Multi lift works with motorcycles and ATV's. Minimum height: 4.5", Maximum Height: 17" Features include:

- 1200 Lb. capacity
- Locking caster wheels
- 16" padded contact area
- Foot operated locks
- Tie down points provided
- 4 ton bottle jack
- Powder Coat Finish



37-9885 K&L MC550 Multi-Lift
35-8623 Replacement Jack

35-9872

37-9885

OPTIONAL ADAPTERS for MC550 MULTI-LIFT

- 35-0817** Honda VT1100C/C2 Shadow/Shadow Ace 2000 and on only. Will not fit earlier years
- 35-0818** Honda GL1500C Valkyrie
- 35-0819** Kawasaki VN1500D/E/G/J/L/N Vulcan
- 35-0820** Yamaha XVZ13A Royal Star

H-D® ADAPTERS for MC550 MULTI-LIFT

- 35-0786** Sportster® Lift Adapter-This adapter allows clearance for the tight confines found between Sportster® frame rails and exhaust.
- 35-0806** Dyna® Lift Adapter-This adapter gives you the clearance needed when lifting a Harley-Davidson® Twin-Cam Dyna Glide® up onto MC550 Multi-Lift.



35-9872



35-9872

37-8660

K&L MC460 SHOP DOLLY

The MC460 Shop Dolly allows bikes to be easily moved around the shop. The MC460 works with the MC 450 & MC455 center jacks and our MC550 MultiLift.

Features include:

- Adjustable width from 13" to 20" at base
- 12" to 15" Adjustable height.
- Swivel neoprene wheels
- Maximum Weight: 1200 lbs.
- Four tie down attachment loops
- Rubber pads on frame rails

35-9872 MC460 Shop Dolly

HANDY AIR & ELECTRIC LIFTS

- 35-9060** Handy Air Lift. Vise not included. 304lbs.
- 35-9057** Handy Electric Lift. Vise not included. 311lbs.

HANDY (AIR & ELECTRICAL) LIFT OPTIONAL ACCESSORIES

- 35-9379** CV-17 Cycle Vice.
- 35-9056** 8" side extensions expands width from 24" to 40".
- 35-9102** Single Wheel Dolly.
- 35-9064** 13" Front Extension. Extends deck to 93" .
- 35-9071** 12" side extensions expands width from 24" to 48".
- 35-9046** Replacement Foot Valve Assy.
- 37-9047** Rebuild kit for Foot Valve Assy.
- 35-9365** Cylinder Repair Kit-(seals only)

HANDY S.A.M. 1000, S.A.M. 2 1000 AIR LIFTS

S.A.M.1000 Air Lift features a drop-out rear panel and 24" x 84" deck. S.A.M.1000 2 Lift has 2 drop panels and 28" x 93" deck. 1000 pound lifting capacity

- 35-9384** S.A.M. 1000 Air Lift
- 35-9388** S.A.M. 2 1000 Air Lift

OPTIONAL ACCESSORIES

- 35-9379** CV-17 Cycle Vise
- 37-0346** CV-17 Wheel Vise Covers. Sold in pairs.
- 35-9102** Single Wheel Dolly. 15 lbs
- 35-9064** 13" Front Extension. Extends the lift to 93" length.
- 35-9883** 8" Side Extension for S.A.M.1000 Lift.
- 35-9882** 12" Side Extension for S.A.M.1000 Lift.

SIDE PANELS FOR S.A.M. 1000 2

- 35-9389** 10" Side Extension for S.A.M.1000 2 Lift.



35-9060 Lift only

- Quality and utility without the expense. Features include 1,000 pound capacity, 24 by 80 inch top
- American made
 - Lifts up to 31 inches
 - Roller bearing slides
 - Foot pedal control
 - with removable ramp



35-9384

35-9388 S.A.M. 1000 2



35-9388



37-0346



SHOP EQUIP & TOOLS

HARD PARTS

CARB & FUEL

IGNITION/ELECTRICAL

CONTROL

SUSPENSION


ACCESSORIES




37-9841



Optional rubber pad
36-9830



37-9888 MC450 Adapter Kit



37-8002 Replacement Thrust
Bearing Set

K&L MC450 CENTER JACK

This easy to use scissor jack is the answer for raising bikes and ATV's, add our post adapter kit for even more flexibility. UPS shippable.

NOTE: Do not use air/impact guns to raise and lower the MC450

Dimensions: 16" (405mm) Length x 5-1/2" (135mm) Width.
Minimum Height: 3-1/2", Maximum Height: 13" (330mm).
Base Width: 14" (355mm) Maximum Weight: 1100 lbs.

- 37-9841 K&L MC450 Center Jack
- 36-9830 MC450 Rubber Non-Skid Pad (*optional*)
- 37-8002 Replacement Thrust Bearing for Jack
- 37-7345 Adapter kit for New Generation Yamaha V-Max
- 37-9888 Post Adapter Kit for MC450 Center Jack
- 37-9134 MC450 Repair Kit-Fit's MC450's mfg. 1999 on.
- 37-9135 MC450 Retro Fit Repair Kit-Fit's MC450's mfg. before 1999.



35-9134 & 35-9135

MC450 Adapter for New Generation V-MAX



37-7345

Patent Pending



Rubber Non-Skid Pad



37-8660



MC455 Fat Jack

www.klsupply.com
Visit K&L website for demonstration.

K&L MC455 FAT JACK & MC464 FAT JACK DOLLY

Everything you like about the MC450 and more. Fat Jack's wider deck with MC464 Fat Jack Dolly is for shops that already own the MC455. Casters let you to move bikes easily, with the stability you need.

NOTE: Do not use air/impact guns to raise and lower the MC455

Minimum Height: 3-1/2", Maximum Height: 13"
Dimensions: 16" (405mm) Length x 10" (255mm) Width.
Maximum Height: 13" (330mm). Base Width: 14" (355mm)
Maximum Weight: 1100 lbs.

- 37-8660 K&L MC455 Fat Jack
- 37-9694 K&L MC464 Fat Jack Dolly
- 37-9162 MC455 Fat Jack Repair Kit
- 37-8002 Replacement Thrust Bearing for Jack



37-9694



MC464 Fat Jack Dolly



4"

SHOP EQUIP & TOOLS

HARD PARTS

CARB & FUEL

IGNITION/ELECTRICAL

CONTROL

SUSPENSION

ACCESSORIES



K&L MINI JACK

The MC440 is sized to work with our Lifting Arm Kit shown on page 15, and allows you to securely raise the bike being serviced.

- 37-9743** K&L MC440 Mini Jack
- 37-9744** Rubber Top Plate for MC440
- 37-8002** Replacement Thrust Bearing for Jack



Patent Pending



New!

37-8787





Patent Pending


K&L MC465 UTV JACKS

The MC465 UTV Jack from K&L lets you service U.T.V.'s without mounting sidepanels to your existing lift. The wide footprint offers the stability you need when working on these units, and keeps the weight centered, an important safety consideration.

Minimum Height: 3-1/2", Maximum Height: 13"
Deck Dimensions: 23" Length x 5.5" Width.
Base Width: 12.5" Maximum Weight: 1100 lbs.

- 37-8787** K&L MC465 UTV Jack
- 37-8002** Replacement Thrust Bearing for Jack
- H-D® TRIKE ADAPTER SET FOR MC465 JACK**
- 37-8794** For 2009 Tri-Glide Ultra Classic Models





37-3182

K&L MC20 FRONT END STAND

We've redesigned our popular MC20 Front End stand to work even better with current sportbikes. Its lower height eliminates fairing/fender contact, and the leverage bar has been extended by 17" to give more leverage for easy lifting. It still gives you the total access to the front wheel that makes brake work and wheel removal so easy, and is constructed from 1.5" tubular steel. The three position locking system keeps bikes at the level you want every time, and is safe and secure. UPS Shippable.

Pin not included with front end stand. Order per application needed.

Note: Due to fairing clearance problems always check clearance before lifting any bike.

Visit www.klsupply.com, Dealer Section, for a full application list.

- 37-3182** K&L MC20 Front End Stand (redesigned)
- 37-9682** Replacement 17" leverage bar
- 35-0808** Low Riding Ramp with built in handle. Diamond plate metal, this ramp will raise the front or rear wheel 3". The bottom of ramp features rubber footing to ensure a positive grip.



FRONT END STAND PIN KIT

35-0814 Front Lift Pin Kit-Includes
1 each of pins A thru L. (12 pins)

FRONT END STAND PINS Sold each.

| P/N | Pin | mm | thou-sandths | P/N | Pin | mm | thou-sandths |
|----------------|--------|---------|--------------|----------------|-----|---------|--------------|
| 35-0797 | #A Std | 19.00mm | 0.748 | 35-0769 | #M | 18.76mm | 0.7385 |
| 35-0788 | #B | 17.90mm | 0.705 | 35-0766 | #N | 15.66mm | 0.616 |
| 35-0789 | #C | 15.70mm | 0.618 | 35-0801 | #O | 28.25mm | 1.112 |
| 35-0790 | #D | 15.65mm | 0.616 | 35-0802 | #P | 27.50mm | 1.083 |
| 35-0791 | #E | 19.00mm | 0.748 | | | | |
| 35-0792 | #F | 13.00mm | 0.512 | | | | |
| 35-0807 | #G | 13.25mm | 0.522 | | | | |
| 35-0794 | #H | 14.00mm | 0.551 | | | | |
| 35-0795 | #I | 16.75mm | 0.659 | | | | |
| 35-0796 | #J | 13.15mm | 0.517 | | | | |
| 35-0798 | #K | 22.00mm | 0.865 | | | | |
| 35-0799 | #L | 27.00mm | 1.063 | | | | |

37-2240



ROLLASTAND

The answer to bikes without centerstands! Works great for front or rear wheels; makes chain and belt maintenance easier. Just roll your bike onto the stand and place on its kickstand.

37-2240 Rollastand



35-9599

K&L Wheel Caddy only.



Wheel Caddy and MC650R

Wheel Caddy with MC550 installed and in use

K&L WHEEL CADDY

No more strained backs! The K&L Wheel Caddy is designed to enable one technician to remove and replace motorcycle wheel assemblies. It lifts and holds wheels in place while removing or installing brake calipers, spacers and axles, and is manufactured to slip on to the K&L MC550 Multi Lift. It can be used while the motorcycle is lifted just a few inches off the ground or while on a lift with the wheel exposed.

Note: MC550 Multi-Lift shown with Wheel Caddy not included. (Wheel Caddy fits MC550 Multi-Lift mtg. after 2002 only)

- 35-9599** K&L Wheel Caddy
- 37-9885** K&L MC550 Multi-Lift



K&L BIKE BUILDER STAND

The K&L Bike Builder Stand is a heavy duty professional quality stand. Features boxed steel construction, adjustable height & width, rubber pads to protect the frame, and tie down loops. Smooth rolling casters makes moving your project around the shop a breeze! Adjustable height 29"-31".



37-9869

37-9869 K&L Bike Builder's Stand



Made in U.S.A.



37-8429

Patent Pending

K&L's Dreadnought, designed for today's 6 and 8 Cylinder Outboards. Patent Pending design features a 1000 pound capacity for the largest outboards. A corrosion resistant, pre-drilled zinc plated engine mounting board and large, easy rolling wheels make mounting and moving these motors safer, with a pin locked handle and included tool tray and outrigger attachment rounding out the package.

37-8429 Dreadnought Outboard Motor Stand

WATERCRAFT DOLLY

This cart is ideal for storage or transport, and features a Heavy - Duty galvanized frame with 4 rugged 300lb casters. Two 4 ft. carpeted bunks tilt and adjust to 10", 12", 16" or 20" in width, and support up to 1000 lbs to make moving your PWC easy. Cart comes complete with all hardware and assembly instructions.

- Assembled size - 34"W x 48"L x 19"H.
- Weight - 51 pounds

35-7854 Watercraft Dolly



35-7854

K&L ALUMINUM LOADING RAMP

This ramp has the features and quality to make it the easy choice for both you and your customers.

Heavy-Duty design will handle the biggest bikes, while the non-slip surface provides an extra measure of safety while loading. This is a professional grade ramp that will give years of service to shops and enthusiasts alike.

- Maximum Capacity - 1000 lbs.
- Extended Length - 96"
- Folded Length - 55"
- Ramp Width - 12 1/4"
- Ramp weight - 25 lbs.
- Maximum Capacity - 1000 lbs.
- Safety Strap included

36-2847 Loading Ramp



36-2847



35-9324



Made in U.S.A.

BESTWAY IN GROUND HYDRAULIC LIFTS

These heavy duty, air/hydraulic motorcycle lifts are easily installed and require a 4-1/2 ft deep hole. Minimum height is 3", maximum rise above floor is 36". All units come complete with a three way valve for attaching air line to operate. Motorcycle lifts can be turned 360°. Lifting capacity is 1,200 lbs. for units with 5" pistons and 1,800 lbs for units with 6-1/2" piston. Lifts are supplied standard (no platform) with air valve installed on side. Add platform for needs of your service dept.

- 35-9315** 5SPC lift with 5" piston and 18" W x 18" L top plate
- 35-9316** 5SPCH lift for Harley-Davidson® service with 5" piston and 18" W x 18" L top plate. Comes with pre-drilled top designed for securing motorcycle frame to top of lift
- 35-9323** 106-HA-24H lift with 5" piston and 24" W x 76" L top plate. with hinged rear. 36" rise
- 35-9324** 106-HA-30H lift with 6-1/2" piston and 30" W x 76" L top plate with hinged rear. 36" rise
- 35-9349** 106-HA-30H lift with 6-1/2" piston and 30" W x 96" L top plate with hinged rear. 36" rise
- 35-9317** 6SPC lift with 6-1/2" piston and 18" x 18" top plate
- 35-9318** 6SPCH lift for Harley Davidson® service with 6-1/2" piston and 18" x 18" top plate. Comes with pre-drilled top designed for securing motorcycle frame to top of lift.

OPTIONAL PLATFORMS & ACCESSORIES

- 35-9319** CH-PH Harley-Davidson® platform. 18" W x 18" L. Use with **35-9315** and **35-9323**
- 35-9350** 24-PH Platform with hinged rear plate. 24"W x 76"L. Use with **35-9315** and **35-9316**
- 35-9354** 30-PH Platform with hinged rear plate. 30"W x 76"L. Use with **35-9317** and **35-9318**
- 35-9355** 30-PH-XL Platform with hinged rear plate. 30"W x 92"L. Use with **35-9317** and **35-9318**
- 35-9321** Standard Casing 5" PVC. For high ground moisture protection. Use with **35-9315**, **35-9316** and **35-9323**
- 35-9322** Standard Casing 6-1/2" PVC. For high ground moisture protection. Use with **35-9317**, **35-9318**, **35-9324** and **35-9349**
- 35-9382** Replacement Seal. For lifts mfg. before 1998. 4.975"
- 35-9383** Replacement Seal. For lifts mfg. after 1999 and newer. 4.875"



37-9899

K&L MC470 IN-GROUND LIFT ADAPTER PLATE

This plate mounts onto the in-ground lift and features 4 adjustable contact points. Slotted frame allows precise positioning. Bolts to Bestway in-ground lifts with 6-1/2" piston. (**35-9317** & **35-9318**)

37-9899 K&L MC470 In-Ground Lift Adapter Plate



Four tie-down attachment points

35-9262

K&L MC360 CRATE LIFT

A versatile shop tool that enables one person to safely remove a motorcycle out of the crate for assembly. Allows operator to lift up a max of 900 lbs. Four locking heavy duty casters that swivel 360° for improved mobility.

Can be used for:

- Tire Changing
- Fairing Repairs
- Front End Suspension Overhaul

35-9262 K&L MC360 Crate Lift

35-9263 Replacement wheels Set of 4.




K&L MC15R CYCLE DOCK

The MC15R Cycle Dock self locking clamp allows one person to load and unload a motorcycle in a trailer, pickup truck or on a service lift. The pivot mechanism uses the weight of the bike to hold itself upright, leaving your hands free to secure the bike.

Use the supplied mounting rails to mount the Dock into a trailer or pickup truck. The rails mount to the deck so you can slide the Dock out freeing up your truck or trailer for other uses. The kit includes two mounting rails. UPS shippable.

Note: Tie-Downs recommended.



36-4090



Patents
6,575,310 &
6,935,619

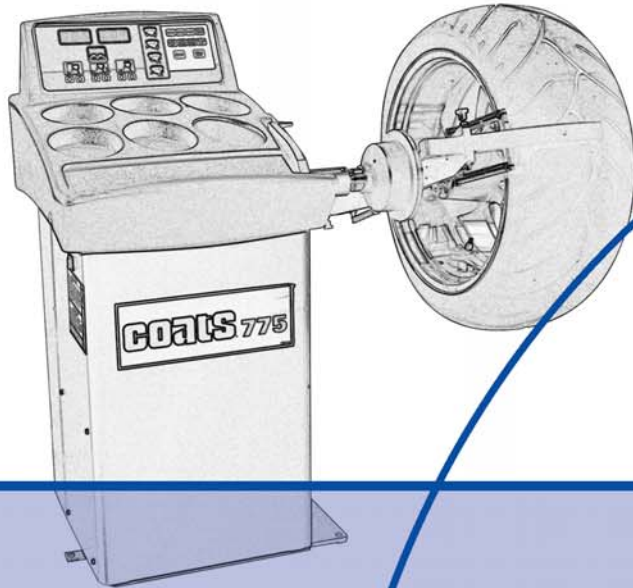
36-4090 K&L MC15R Cycle Dock

37-0311 Replacement Rocker Pin

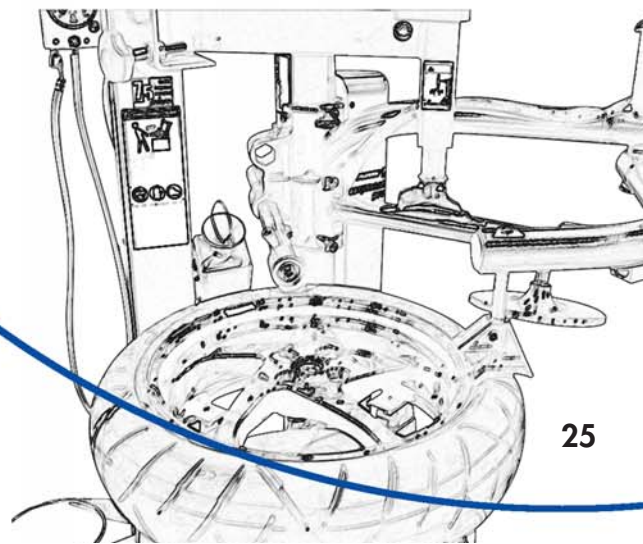
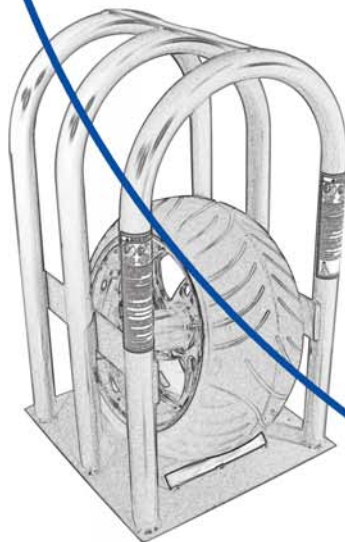
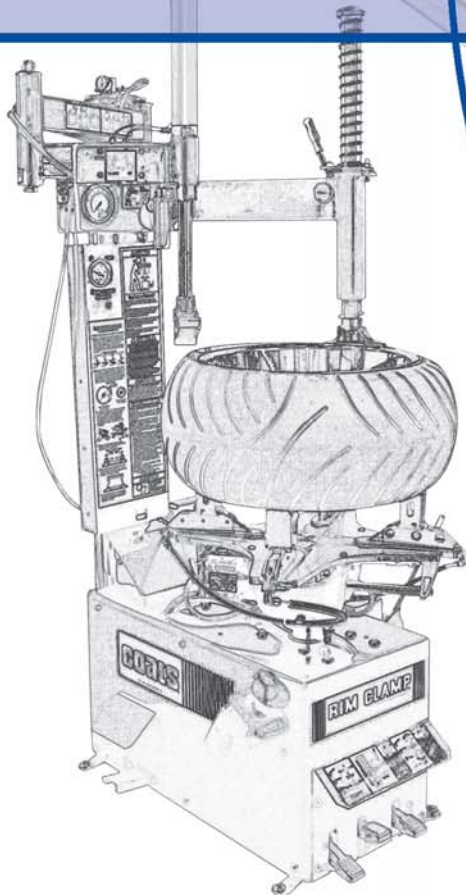
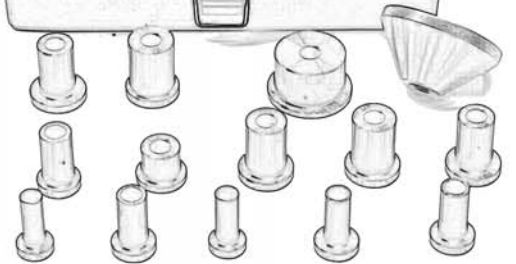
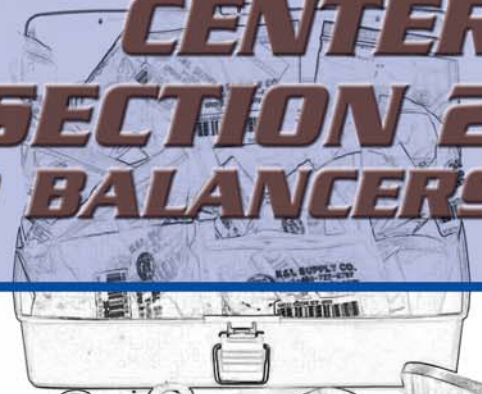
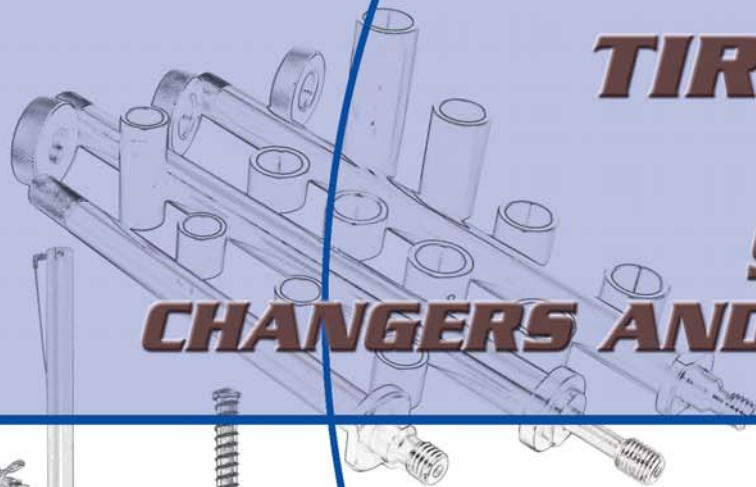
36-0308 Replacement Support Arm

35-0328 Replacement Mounting Rails





**TIRE SERVICE
CENTER
SECTION 2
CHANGERS AND BALANCERS**



SHOP EQUIP & TOOLS

HARD PARTS

CARB & FUEL

IGNITION/ELECTRICAL

CONTROL

SUSPENSION

ACCESSORIES

www.klsupply.com

Visit K&L website for demonstration.




1520EMX



37-9620



37-9622



37-9570

MONTY 1520M

Manufactured by Hofmann, this top-of-the line pneumatic tire changer is designed to change all types of motorcycle and ATV tires, including difficult Harley-Davidson® belt drive rims. Dual air cylinders assure proper clamping pressure to all four jaws. The clamping jaws are designed to eliminate the additional labor involved in removing the brake disc rotor, sprocket, or drive pulley when servicing wheels. The clamps are provided with plastic protection over a metal jaw to protect rims from damage. Plastic protection is also provided in the bead head. The 1520M uses a powerful 115V motor and standard shop air to make tire changing safe and easy for 10" to 21" diameter wheels. Motorcycle adapters come standard with the 1520M, ATV Jaws are available as an option. (PN#37-9505).

The 1520M will change tires *and* your business, call today to learn more!

37-9570 Monty 1520M Tire Changer with Motorcycle Adapters



37-9581

1520EMX TIRE CHANGER

The 1520EMX is the ultimate answer to today's tough to mount tires. Based on the popular 1520M platform, the EMX version makes short work of extra stiff low profile and run flat style tires by providing an extra set of hands to help it's operator to mount and dismount tires. The power assist holds the bead in the drop center of the rim and assists with wheel mounting as well, cutting down on service time and increasing profitability in the process. If your clientele includes Touring and Police bikes, this machine is worth your attention.

37-9581 Monty 1520EMX Tire Changer with Motorcycle Adapters



37-9508
MOTORCYCLE JAW SET



37-9505 ATV JAW SET
37-9522 ATV JAW EACH

MONTY 1520M & 1520EMX OPTIONAL & REPLACEMENT PARTS

37-9508 Replacement M/C jaws for 1520M. Sold set of 4.

37-9505 ATV Jaws. Allows mounting of 8" - 14" Sold set of 4.

37-9522 ATV Adapter, sold EA.

35-9506 ATV Jaw protector, sold EA

37-9620 Bead Head Insert (Duck) Protector, black. Sold each.

37-9627 Bead Head Insert (Duck) Protector, black. Sold pk. of 10.

37-9622 Motorcycle Jaw Replacement Cover. Sold each.

38-8215 Tire Bead Paste (Mounting Lubricant)

35-7817 Replacement Turntable Switch for 1520 series changers. *

***NOTE: FITS 1520M ONLY. For S405, S425, & S455, use pn 35-7815**

37-2383 1520M M/C Jaw Cover (Mid-2006 on)

35-9523 Automotive Jaw Replacement Cover. Sold each.



35-9578


MONTY MH310 EASYMONT POWER ASSIST

Provides an extra set of hands to aid operator mount and dismount extra stiff low profile and run flat style tires. Holds the bead and assists with rim clamping, allows easy mounting of upper bead. Air powered. Convert your 1520M to an EMX version. (See 37-9581 shown above)

37-9571 MH310 Adapter. (Needed to convert 1520M to 1520 EMX.)

37-9578 MH310 EasyMont. Fits Monty 1520M. (37-9570)

Accepts Rims From 6" to 23" Designed to Handle Wide Wheels



- 37-9051** Bead (Duck) Head for RC100
- 37-9052** Dismount Booties 25/pk
- 37-9053** Plastic Protector For Bead Breaker Shoe 2/pk
- 37-9054** Lift Tool Sock
- 37-9055** Mount Booties 25/pk
- 37-9058** Clamp Cover for 9010/9024 clamps
- 37-9061** ATV Riser for RC100
- 37-9062** Drop Center Tool Aid



GOATS RC200 TIRE CHANGER

Designed to handle wide wheels without damaging them. Features rim clamps that provide extra clearance for sprockets and your choice of three optimized positions. Handles rims from 6" to 23" diameter. Sculpted bead loosening system has two positions: one for wide (up to 330 series) tires and one for narrow tires. Robo-Arm provides extra power for flexing stiff sidewalls without damaging the tire or rim. It works better than an extra pair of hands! Reduced gear ratio turntable gives operator more torque at lower RPMs for more precise control. The RC200 provides complete protection for expensive, delicate wheels. **Made in U.S.A.**

- 37-9027** Coats RC200 Tire Changer
- 35-9672** Plastic Jaw Protector-Fits RC50/RC100/RC200. Sold Each.
- 37-9330** Mounting Head Plastic Insert Sold Each.



37-9330



37-9027

GOATS RC150 TIRE CHANGER

The Coats RC-150 features custom engineered, three-position rim clamps that provide extra clearance for sprockets. The RC-150 can clamp rims up to 23" and work on smaller ATV rims down to 6" so you can handle virtually any wheel that rolls in. Its superior bead loosening system is optimized for motorcycle wheels with a contoured pad and two positions for wide chopper tires or narrow tires to minimize the risk of wheel damage service. The Coats RC-150 provides outstanding wheel protection at every step. Bead loosener socks, clamp booties, and lift tool protection help prevent metal-to-metal contact that causes scratching or marring, plus the tabletop is designed to operate at slower speeds than automotive changers to prevent wheel damage.



37-9029 Coats RC-150 Tire Changer

37-9029

GOATS RC100 TIRE CHANGER

Many innovative features ensure quick, safe tire changing without damage to tires or rims. The 1 HP motor will operate on any standard 115V outlet, and includes all adapters to handle auto and truck tires (9 to 21 inch dia. rim) and motorcycle tires (16 to 21 inch dia. rim). Comes with air gauge, inflation hose, motorcycle wheel adapters. Requires regulated 80 PSI air supply. **Made in U.S.A.**



37-9330



35-9672

35-9028 Coats RC100 Tire Changer

OPTIONAL and REPLACEMENT PARTS

- 35-9037** ATV Jaws-Set of 4
- 37-9330** Mounting Head Insert. Ea.
- 37-9328** Mounting Head Insert.pk/12
- 35-9672** Plastic Jaw Cover-Fits RC50,100,200 Sold Each.



37-9028

SHOP EQUIP & TOOLS

HARD PARTS

CARB & FUEL

IGNITION/ELECTRICAL

CONTROL

SUSPENSION

ACCESSORIES



MONTY 425 REPLACEMENT PARTS


REPLACEMENT PARTS ONLY.

***IMPORTANT NOTE:** Style of Bead Head Plastic Insert needed will depend on original date of equipment purchase.

S425 PARTS

- 35-9524** Rim Jaws For S425, pk/4.
- 35-8626** *Bead Head Insert (Duck) Protector, black. Sold each.
Not interchangeable with **37-9541**.
- 37-9541** *Bead Head Insert (Duck) Protector, white. (same as **37-9550**)
Not interchangeable with **35-8626**. Sold pk/10.
- 37-9550** *Bead Head Insert (Duck) Protector, white. (same as **37-9541**)
Not interchangeable with **35-8626**. Sold pair.
- 35-9509** Protective Plastic Cover for Tire Lever. Sold each.
- 37-9626** Dirt Bike Clamps-Designed to clear the knobbies on dirt bike tires. Sold set of 4.
- 37-9586** Plastic Clamp Protector Set-Standard size replacement clamp protectors. Pad only. Sold set of 4. (flat)
- 38-2360** Tire Bead Paste. Used for sealing sidewall of tire to rim
Sold 1 gallon bucket.
- 35-7815** Replacement Turntable Switch (forward/reverse)

NOTE: Switch fits S405, S425, & S455 only. For 1520M, use 35-7817.



MONTY S405 & S455 REPLACEMENT PARTS

REPLACEMENT PARTS ONLY.

***IMPORTANT NOTE:** Style of Bead Head Plastic Insert needed will depend on original date of equipment purchase.

S455 TIRE CHANGER PARTS

- 35-9528** Motorcycle Adapters Set of 4.
- 35-9366** *Bead Head Insert (Duck) Protector, black. Sold each
- 35-9501** ATV Adapters Set of 4

S405 TIRE CHANGER PARTS

- 35-9501** ATV Adapters Set of 4
- 35-9528** Motorcycle Adapters Set of 4. (replacement jaws)
- 35-9036** *Bead Head Insert (Duck) Protector, black. Sold each
- 35-9021** *Bead Head Insert (Duck) Protector, black. Sold each
- 35-9509** Protective Plastic Cover for Tire Lever. Sold each.
- 35-9503** Plastic Jaw Protector Set for Rim Clamps. pk/4
- 35-9504** Jaw Protector Insert Piece. Small oval shaped pad presses into the "cleat" of M/C and ATV jaws.(Two per Cleat) Sold each
- 35-7815** Replacement Turntable Switch (forward/reverse)
NOTE: This switch fits S405, S425, & S455 only. For 1520M, use 35-7817.
- 35-8105** Replacement Pressure Regulator Gauge only
- 35-8118** Replacement 90° Union Fitting for tabletop pneumatic cylinder
- 35-8119** Replacement Straight Union Fitting for tabletop pneumatic cylinder



Harley-Davidson®
Belt Drive Wheel



35-9002
Easy Clamp Adapter

EZ CLAMP MOTORCYCLE CLAMPING ADAPTER

Add versatility to your tire changer with the Easy Clamp Adapter. The clamping range of 5" to 23" can change ATV and motorcycle wheels. Fits most late model four jaw tire changers, including Coats, Corghi, Cemb and All Tool.

35-9002 EZ Clamp Motorcycle Clamping Adapter

K&L SUPPLY CO.
1040 RICHARD AVE
SANTA CLARA, CA 95050
1-800-727-6767
www.klsupply.com

GOALS RC-50M MANUAL TIRE CHANGER


The RC-50M is an alternative to expensive air/electric changers. Plastic protection at clamping & loosening points means no scratched rims. Affordable & effective, from K&L Supply!

- No Air or Electricity required
- Table rotates on tapered bearings.
- Clamps are adjustable from 5" to 23"


| | |
|----------------|---|
| 37-9450 | RC-50M Manual Tire Changer |
| 37-9451 | Manual Bead loosener (Optional) |
| 37-0016 | Optional MC165 Strongarm |
| 37-9330 | Mounting Head Plastic Insert, Ea. |
| 35-9672 | Plastic Jaw Protector-Fits RC50/RC100/RC200. Sold Each. |



Visit Our Website
www.klsupply.com



Patent Pending




K&L MC165 STRONGARM

New from K&L Supply, the MC165 Strongarm gives you the edge you need when changing new generation tires. Touring and Police bikes have extremely stiff sidewalls; making tire manipulation difficult even after the bead is broken.

The MC165 uses air pressure to assist holding the tire's bead in the drop center of the wheel, even while the turntable is revolving. The MC165's mounting system is designed to work with most popular tire machines, and helps to keep tire changes a one-person job.

37-0016 K&L MC165 Strongarm



K&L MC116 DELUXE TIRE BEAD BREAKER

Innovative design protects discs, sprockets, and pulleys from damage. Effective and easy to use. Fully adjustable to fit any size rim/tire combination. Heavy-duty steel construction with rubber covered platforms.

37-9076 K&L MC116 Deluxe Tire Bead Breaker



K&L at Indianapolis Dealer Show, 2008

SHOP EQUIP & TOOLS

HARD PARTS

CARB & FUEL

IGNITION/ELECTRICAL

CONTROL

SUSPENSION

ACCESSORIES

SHOP EQUIP & TOOLS

HARD PARTS

CARB & FUEL

IGNITION/ELECTRICAL

CONTROL

SUSPENSION

ACCESSORIES



37-9840

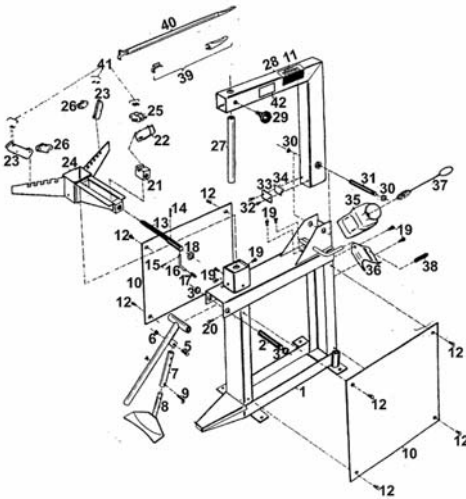


37-9898 ATV bead breaker kit

COATS 220 TIRE CHANGER

Manual tire changer works on 14" to 23" diameter wheels. Can also be used on 8" to 14" ATV wheels.

37-9840 Coats 220 Tire Changer



COATS 220 REPLACEMENT PARTS

| K&L P/N | Description |
|------------|--|
| 37-9776 29 | Locking Knob |
| 37-9898 | ATV bead breaker kit for Coats 220 Tire Changer. |
| 37-9842 24 | Table top |
| 37-9843 21 | Slotted nut for clamp |
| 37-9844 13 | Rim clamp adjustment screw |
| 37-9845 14 | Roll pin for clamp screw |
| 37-9846 18 | Bushing for screw |
| 37-9849 16 | Handle |
| 37-9852 15 | Roll pin for screw handle |
| 37-9853 22 | Motorcycle rim clamp-sold each (Wide) |
| 37-9854 23 | Motorcycle rim clamp-sold each (Narrow) |
| 37-9864 41 | Motorcycle rim clamp protector set-(6) |
| 37-9873 25 | ATV rim clamp (Wide) |
| 37-9874 26 | ATV rim clamp (Narrow) |
| 37-9839 39 | Tire iron protectors-sold in pairs |
| 37-9850 35 | Lube Bucket only. (without bracket or hardware) |
| 37-9851 36 | Bracket for Lube Bucket only (no hardware) |
| 37-9891 40 | Combo Tool |



"SCRUBS" WATERLESS HAND CLEANER TOWELS

Heavy-Duty Hand Cleaner Towels with proven pumice performance. Loosens, dissolves & absorbs dirt, grease, oil, paint, adhesive, tar, caulk and more.

- Antibacterial, contains Triclosan
- Conditions and softens hands
- 72 towels per bucket

35-0780 Scrubs® In-A-Bucket



35-9941



35-9942



35-8473

35-9944

TECH TIRE REPAIR STAND & ACCESSORIES

35-9942 Tire Spreader only

35-9944 Tire Spreader Stand only: for mounting to any rim clamp tire changer

35-8473 Tire Marking Crayon, pk/12

35-9941 Tire Buffing Wheel with arbor

NITROGEN TIRE FILLING STATION

Features:

Nitrogen is best way to extend the life of your tires on and off the track. Nitrogen dissipates water, keeping moisture out of the inside of your tires. Nitrogen does not expand and contract, so tires will not deflate as with normal air, and wear and tear on the tire carcass is minimized. No electricity required, simply plug in compressed air (26 liters/min) and go.

Specifications:

- Nitro Technik Machine
- Internal Tank
- Tank Capacity: 21 Gallons
- Max air pressure 199 p.s.i.
- Dimensions 17" x 14" x 46"
- Weight 112 lbs

35-0371 Nitrogen filling system

35-0372 Filler gauge (optional)

32-9988 Green plastic replacement cap. (Denotes Nitrogen Fill)pk/100



35-0372

35-0371



32-9988



SHOP EQUIP & TOOLS

HARD PARTS

CARB & FUEL

IGNITION/ELECTRICAL

CONTROL

SUSPENSION

ACCESSORIES



37-9520

37-7750

MC2300 DYNAMIC WHEEL BALANCER

The MC2300 incorporates the latest advancements in state of the art motorcycle wheel balancing. This balancer features the Ziplock wheel-mounting package and offers both static (single plane) and dynamic (two plane) modes of operation. Keypad data entry, in house calibration, and a choice of display modes (gram or ounce) all make this machine Technician friendly. Standard equipment includes: Universal motorcycle clamp, tapered mounting cones, centering bushings (15,16,17, & 19mm), rim width gauge, spanner wrench, & calibration weight. No additional adapters are required for dynamic capability; however, accuracy is greatly enhanced with the optional sleeve kit (35-0941). Additional adapters for mounting auto and light truck wheels are also available, call for details.

37-9520 MC2300 Dynamic Wheel Balancer

775 WHEEL BALANCER

Here's the latest in motorcycle balancers from Coats, the model 775. Easy-to-read visual cues and keypad promote proper balancing techniques and faster turnaround times. Self-Calibrating, the 775 provides balancing accuracy within 1/100 of an ounce. With 10 Balancing Modes (Multiple static, dynamic, and alloy), the 775 is ready for whatever rolls into the shop. The 775 offers you big league features in a compact size with built-in dependability from the leaders in Motorcycle Tire service - K&L Supply and Coats!

- 37-7750 Coats 775 Dynamic Wheel Balancer
- 37-7749 Motorcycle Adapter kit for Coats 775
- 37-7790 1" Longshaft Kit for H-D (14" shaft, spacers, & locknut)
- 37-7791 3/4" Longshaft Kit for H-D (10" shaft, spacers, & locknut)
- 35-7792 25mm Longshaft Kit for 775 Balancer

BALANCER ACCESSORIES

- 35-0941 Balancer Sleeve Kit
K&L Sleeve Kit for 14mm balancer shafts. Includes following sizes: 15mm, 16mm, 17mm, 19mm, 20mm, 22mm, 25mm, 25.40mm, 27mm, 28mm, 30mm, 32mm, 35mm, 50mm, and hubless wheel adapter set.
- 35-8835 3/4" Mounting Shaft Kit for Harley-Davidson® Includes 1" sleeve set, spacer, and locknut.
- 35-6630 Mounting Cones for BMW .
- 35-7805 14" x 1" Shaft Kit for 2300M
- NOTE: Machine end of shaft is 16Mx2 thread, verify before ordering**
- 37-9146 MC2300 14mm Replacement Shaft
- 37-9147 MC2300 Calibration Weight
- 37-9152 MC2300 Replacement Wheel Stopper
- 37-9163 Centering Cones 21-34mm
- 37-9164 MC2300 Centering Cone 15-24mm
- 37-9597 40 mm Automotive Adapter Kit
- 37-9598 ATV Adapter kit. Fits all 40mm balancer shafts.

REPLACEMENT SLEEVES Sold in pairs and each as indicated.

- 35-0976 22mm Sleeve for Yamaha R1, R6
- 35-0962 35mm Sleeve for Yamaha R1, R6, FZ1
- 35-8707 27mm Sleeve for Honda GL1800
- 35-8708 50mm Sleeve for Honda VFR800
- 35-0963 15mm set*
- 35-0964 16mm set*
- 35-0969 17mm set*
- 35-0957 .750"(19mm) set*
- 35-0970 20mm set*
- 35-0972 25mm set*
- 35-8995 1" (25.40mm) set*
- 35-8707 27mm each*
- 35-9697 Hubless wheel mounting set
- 35-0977 28mm set*
- 35-9030 30mm set*
- 35-9031 32mm set*



35-0941 Balancer Sleeve Kit



LongShaft Kits for MC2300 & Coats 775.



37-6630 BMW Cone Set



35-9573



3in1

K&L MC310 THREE-IN-ONE TRUING STAND

The three-in-one truing stand from K&L Supply helps you make the most of your workspace. This tool allows you to perform the following:

- Build and true spoke wheels
- Check for runout on crankshafts, wheels and fork tubes
- Balance spoke and mag wheels

The MC310 features rugged construction throughout with ease of use being given priority. UPS shippable, F.O.B. Santa Clara, California.

Note: Does not include Dial Indicator.

- 35-9573 K&L MC310 Three-In-One Truing Stand
- 35-8428 2-1/4" Dial Indicator Gauge only, 0" - 2-1/4" range in .001" increments.
- 35-8447 Metric Dial Indicator Gauge only 0 - 5mm range in .01mm increments
- 35-9577 MC310 Indicator Arm Assembly
- 31-9624 MC310 Replacement Bearing FR67. (top rail bracket near pins)
- 31-9625 MC310 Replacement Bearing 6001ZZ (lower rail bracket)
- 35-9510 Replacement Tapered Wheel Cone only



35-8621



K&L MC305 WHEEL TRUING & BALANCE STAND

This portable wheel truing stand from K&L Supply works on all motorcycle wheel sizes from 14" to 21" wheels. Wheel can be mounted on adjustable centering cones or ball bearings (using axle) for truing and static balancing of wheels. Frame rails can be adjusted for wide rims/wheels. Lightweight, zinc plated press steel frame.

- 35-8621 K&L MC305 Wheel Truing & Balance Stand
- 35-9510 Replacement Tapered Wheel Cone only



35-9161

COATS 280 BUBBLE BALANCER

Features a specially designed balancing shaft, a large permanently calibrated optical balance indicator and a special 20mm adapter for Honda 550F and CBX wheels. Handles a wide range of wheels including axle size 11mm - 30mm (7/16" - 1-1/4"). One year warranty. Shipping weight: 42lbs.

- 35-9161 Coats 280 Wheel Bubble Balancer
- 35-9171 Replacement Balancer Head only

STICK-ON WHEEL WEIGHTS

- 32-8887 Tape-A-Weight Performance Series Wheel Weights. One box of 30 Wheel Weight strips (720 1/4 oz. piece.)

See page 40-41 for additional Wheel Weights.



RIM STRIPS

Another tire room staple, now available from K&L Supply! All strips are 30mm in width.

- Note: Sold in pack of 12 only**
- 32-6678 14/15 inch, Center Valve
- 32-6679 16/17 inch, Center Valve
- 32-6680 16 inch, Side Valve
- 32-6681 18/19 inch, Center Valve
- 32-6682 20/21 inch, Center Valve

SHOP EQUIP & TOOLS
HARD PARTS
CARB & FUEL
IGNITION/ELECTRICAL
CONTROL
SUSPENSION
ACCESSORIES



37-9023


PATENT PENDING

K&L MC140 QUICK RELEASE NUT

Here is the perfect accessory for our popular MC135 ATV Bead Buster! The MC140 Quick Release Nut makes this already efficient tool even faster by reducing the amount of time needed to set up the wheel / tire combo being serviced. Simply slide the MC140 over the threaded center shaft of the MC135, then give a twist. That's all that is needed to secure the wheel, making this ideal for high volume tire shops. Your Techs will thank you for this one!

37-9023 K&L MC140 Quick Release Nut for MC135

www.klsupply.com
Visit K&L website for demonstration.



PATENT PENDING

37-9024

K&L MC135 BEAD BUSTER

Thow out that Saws-All, the MC135 Bead Buster is here! This is the finest breaker in the industry, bar none. Safety beads are no match for the MC135 due to its simple and effective design. The wheel is supported on two plastic blocks, allowing the entire lever stroke to be transmitted directly to the bead shoe. No tire flex means no lost force, the easily adjustable design allows you to srvice a wide range of wheel sizes safely. Stop fighting a loosing battle with ATV tires, and take the next step towards profitability.

37-9024 K&L MC135 Bead Buster

OPTIONAL ACCESSORIES

- 37-9594** ATV Tire Changer Components for MC135 Bead Buster
Includes center post thread protector, removal and installation bar, and wheel holder keyed to center shaft
- 37-9588** Mounting Stand. Comes with all mounting hardware



37-9594



37-9024

37-9588



SHOP EQUIP & TOOLS

HARD PARTS

CARB & FUEL

IGNITION/ELECTRICAL

CONTROL

SUSPENSION

ACCESSORIES



35-9958

SHOP TUBELESS TIRE REPAIR KIT #880

35-9958 Includes: (qt 12) #250 and (qt 12) #251 Uni-Seal Repairs, one each of #760 Can of Chemical Vulcanizing Fluid, #915 Spiral Probe and Cementing Tool, #935 Combo Buffer and Stitcher, Aerosol Rub-O-Matic rubber cleaner #704A, Uni-Seal Cutter #261, and Scraping Tool #933. **Note**-#260 Uni-Seal Cutter, for use with #250 Repairs is no longer available and is not included in this kit. Order #RH-635-P Cutter under part number **35-9950**.



35-9933

35-9934

35-9939

35-9950

35-9960

35-9947

TECH REPLACEMENT TOOLS for SHOP KITS

35-9933 Heavy Duty Ball Bearing Stitcher #936
35-9934 Spiral Probe and Cementing Tool #915
35-9939 Replacement Uni-Seal Cutter #261 for use with #251 & #251W Uni-Seal Repairs in fabric belted tires only.
35-9950 Uni-Seal Cutter #RH-635-P for use with #250 & #250W Uni-Seal Repairs in fabric belted tires only.
35-9947 Combo Buffer and Stitcher #935
35-9960 Chemical Vulcanizing Fluid #760



35-9948

SHOP ATV TIRE REPAIR KIT #881

35-9948 Includes: (qt 10) #12 Tube Repair Patches, two Boxes of #204 Flow-Seal Inserts, and one each of #760 Can of Chemical Vulcanizing Fluid, #915 Spiral Probe and Cementing Tool, #920 Insert-O-Matic Tool, & #935 Combo Buffer and Stitcher.
35-9949 Flow-Seal Inserts (qt 20) #204
35-9935 Insert-O-Matic Tool (ATV) #920
35-9947 Combo Buffer and Stitcher #935
35-9960 Chemical Vulcanizing Fluid #760
35-9927 ATV Tire Patches (qt 30) #12



35-9968

35-9929

35-9932




35-9938

35-9928

35-9930

35-9959



35-9949

35-9936



35-9961


35-9962

TECH REPLACEMENT UNI-SEALS


35-9949 Flow-Seal Inserts for ATV repairs (qt 20) #204
35-9961 Uni-Seal Repairs, 1/4" for 1/8" injury (qt 12) #250W
35-9962 Uni-Seal Repairs, 3/8" for 1/4" injury (qt 12) #251W
35-9936 Mini Uni-Seal Repairs, 1/8" for 1.5mm injury (qt 40) #249

TECH TIRE LUBRICANT & ACCESSORIES


35-9968 Tire lubricant concentrate, mixed with water makes one gallon. One pint, 475ml. with rust inhibitor.
35-9929 Rim Ease Rubber Lubricant. New blue formula for improved lubrication and easier mounting/dismounting. One gallon makes 3.8 liter bottle.
35-9928 Funnel to fit neck of 1 gal. bottle -35-9929 for easy use of swab.
35-9987 Tire lubricant applicator swab. Cotton. 11", 275mm in length.
35-9932 Tire lubricant applicator swab. Cotton. 15", 375mm in length. For use with 35-9928 and 35-9929.
35-9938 Rub-O-Matic rubber cleaner one qt 945ml can.
35-9959 Aerosol Rub-O-Matic rubber cleaner, 16 oz. #704A
35-9930 Security Coat Inner Liner Sealant, 16 oz. #738 Used to seal exposed inner liner where overbuffs, and thin or porous conditions can result in tire pressure loss after installing a Uni-Seal or other repair. Cheap insurance to prevent costly and time consuming come-backs.



EXPANDS



SEATS



BEADS



PATENT PENDING

EXCLUSIVE



35-9016

3 IN 1 DOES IT ALL

TIRE BEAD STARTER

THE ALL-IN-ONE answer to stubborn street and ATV tires, this simple to use tool is a safe and effective way to get beads started and seated. Whether you are mounting the new Ultra-Wide 300 series rubber, or doing battle with ATV rim/tire packages, the Bead Starter puts *you* in charge. The linked straps apply even seating pressure to tire beads without compressed air, making it portable for on-the go use. Make room for our Tire Bead Starter in your shop today.

35-9016 Tire Bead Starter



37-8483

TIRE SAFETY CAGE

An important piece of safety equipment that no shop should be without. This cage protects technicians helps contain debris resulting from tire or bead failure, and is especially useful while servicing hard-to-seat ATV tires.

37-8483 Tire Safety Cage

LONG REACH INFLATION GAUGE

This deluxe tire pressure inflator gauge has a pressure range of 10-120 lbs. and comes with a 72" flexible hose with straight dual-foot chuck and a built-in bleeder valve. The extra-long hose allows techs to inflate tires that are being filled in a tire cage. (37-8483)

35-8147 Long Reach Inflation Gauge



35-8147



35-8889

TIRE BEAD EXPANDER

Slips easily over tire. To use, draw strap tight and lock with two rings, apply air pressure. Beads will seal against rim when air pressure is applied. Tough red nylon cover, neoprene inner tube.

35-8889 Tire Bead Expander

TIRE BEADERS

This solid rubber donut goes between tire and rim. As tire is inflated, the opposite bead (lip of tire) will seat, then the side of the rim with the rubber donut will begin to seat, pushing the rubber donut off the rim. Ideal for low profile tires, radial tires and safety rims. Sold each.



35-5211 16 - 17" Tires

35-5212 18 - 19" Tires

TIRE BEAD SEATER

6 gallon Bead Seater with ASME certified tank for commercial use on ATV and motorcycle tires. Seats tire beads easily. Weight: 27 lbs., 12.247 kg.

35-9903 Tire Bead Seater



35-9903



32-1045 32-1046 32-1047 32-1048

RIM LOCKS Available for the following rim sizes:

| | | | |
|---------|-------|---------|-------|
| 32-1045 | 1.60" | 32-1046 | 1.85" |
| 32-1047 | 2.15" | 32-1048 | 2.75" |



32-1049 32-1050 32-1051 32-1059

ALLOY DIE CAST RIM LOCKS

Aluminum body with molded rubber flap. Locks tires securely to rims. Sold each.

| | | | |
|---------|-------|---------|-------|
| 32-1049 | 1.60" | 32-1050 | 1.85" |
| 32-1051 | 2.15" | 32-1059 | 2.50" |

MOTION PRO RIM LOCK NUTS

Motion Pro rim lock nuts are made from aluminum with a 12mm hex head and will fit on any 8mm rim lock stud. The threads reach partially way down the extension, making removal and installation quick and easy. Now found on some new motocross models.



32-0942

TREAD DEPTH GAUGE

Accurately displays depth of tire tread. Calibrated from 0 - 1" in 1/32 inch increments. **Made in the U.S.A.**

35-9105 Tire Tread Depth Gauge



35-9105



35-7841

BALL FOOT CHUCK WITH SAFETY CLIP

Holds chuck in place on valve stem

35-7841 Ball Foot Chuck with safety clip

35-8979

35-2391

35-8978



QWIK PLUG KITS

Easy on-the-wheel repairs for tubeless tires. Clean and quick. **Made in Japan.**

35-8978 Qwik Plug Kit Contains: two plugs, one plug tool and one glue pack

35-8979 Qwik Plug refill Contains: 3 plugs and 1 glue pack

35-2391 Qwik Plug Dealer Kit-refills Contains: 25 plugs per box



35-9276

35-9277

35-9274

ACCU-GAUGE DELUXE PRECISION TIRE

PRESSURE GAUGES *Dial Gauges shipped UPS GROUND only.

14" FLEXIBLE HOSE WITH PUSH BUTTON VALVE RELEASE AND ANGLED CHUCK

Includes plastic storage case.

35-9275 0 - 15 PSI 35-9276 0 - 60 PSI

DIAL TYPE W/ PUSH-BUTTON VALVE RELEASE AND ANGLED CHUCK

Solid brass precision movement with bronze bourdon tube, (not piston plunger type). Packaged in display card.

35-9273 0 - 15 PSI 35-9274 0 - 60 PSI

RUBBER SHOCK ABSORBER COVER

Fits all Accu-Gauges. Protects gauge from breakage if dropped.

35-9277 Rubber Shock Absorber Cover

SYRACUSE PENCIL TIRE PRESSURE GAUGES

Made in the U.S.A. Three top quality models available. Dual calibrated in PSI and kPa.

Durable and easily carried. Sold each carded and display assortment with 10 gauges.

35-0446 1 - 20 psi. & 10 - 135kPa

in 1/2 lb. increments

35-0447 10 - 50 psi. & 75 - 340kPa

in 1 lb. increments

(precision accurate to within 2 psi)

35-0448 10 - 50 psi. & 75 - 340kPa

in 1 lb. increments

(precision accurate to within 1 psi)

35-0443 Display card with 10 gauges 1 - 20 psi

35-0444 Display card with 10 gauges 10 - 50 psi



35-0444



35-4111

35-9967

ULTRAFLATE

Instant controllable tire inflation. Uses inexpensive non-threaded 12g. Co₂ cartridges that are used to adjust tire pressure easily. No more bulky pumps or compressors. Includes one pump and 12g. Co₂ Cartridge.

35-9967 Ultraflate

35-4111 Replacement 12g. CO₂ Cartridges pk/3 (Nonthreaded)

TIRE TEST TANK

Find leaks in tires and tubes quickly and easily. Made of durable polyethylene to withstand rugged use. 34" long x 14" width x 12" diameter.



35-2546

35-2546 Tire Test Tank. (black only)

NYLON RIM PROTECTORS

Designed to protect alloy rims from getting scratched by tire levers or tools while changing tires.

Note: Must be trimmed for ATV use.

35-9137 Nylon Rim Protectors. (pair)



35-9137

TIRE CHANGER STAND

Designed to hold the wheel, disc rotor and sprocket off the ground and prevent damage when changing tire. Stop on changer holds tire from spinning or rotating. Works on any size motorcycle wheel. (not for ATV use) Instructional video included.

37-0756 Tire Changer Stand



37-0756



35-0771

35-0770

SPOON STYLE TIRE IRONS

Sold each. Three styles available

35-0770 Terry Cable Ultimate Tire Iron - With a plastic handle.

Overall length is 10" long. **Made in U.S.A.**

35-0771 Terry Cable Ultimate Mighty Tire Iron - With a machined

aluminum handle. Overall length is 16" long. **Made in U.S.A.**

ONE PIECE SPOON TYPE TIRE LEVER

10 inch long tire iron with spoon style end.

35-6898 One Piece Spoon Type Tire Lever



35-6898



35-1005

35-1006

TIRE LEVERS

Available in the following lengths:

35-5093 M.P. 8-1/2" Enduro Pro Tire Iron Set with storage pouch

35-1006 15" Curved Cast Alloy Steel (silver) Sold each.

35-1005 16" Forged Alloy Steel (silver) Sold each.



35-5093



35-1053

TIRE IRON ASSORTMENT

Contains one each of Motion Pro 8-1/2", 11" and 16" tire irons.

35-1053 Assortment Three Tire Irons

35-7875 8-1/2" Tire Irons card/10

35-7894 16" Steel Tire Irons each.



35-7875



35-9925

35-8922


SPOKE WRENCHES

Long reach spanner with four cornered ends to prevent slipping and rounding of the nipple. Comes in two sizes for most spoke applications.

35-8922 6.5 x 6.8mm

35-9925 6.0 x 6.3mm

35-1060 Spoke Wrench 5.0mm & 7.0mm



35-0902

TERRY CABLE SPOKE WRENCH

Two types available:

35-0902 Black Universal Spoke Wrench. 12 sizes, 4.0/4.1/4.25/5.0/5.12/5.75/6.0/6.1/6.2/6.5/6.65/7.0 mm.



35-3192

EXCEL ADJUSTABLE SPOKE TORQUE WRENCHES

Excel's new lightweight aluminum bodied Spoke Torque Wrench takes the guessing and fatigue out of building wheels and maintaining the desired tension of your spokes. Tightens all spokes identically to proper torque setting to maximize the highest strength capacity and reduce the likelihood of rim/hub/spoke breakage. Excel's Torque Wrench is easily adjustable with a range of 6-15 inch-lbs. Excel's Torque Wrench kit comes with 5 heads in the most common sizes, including the spline drive head. Additional and replacement heads are available in sizes ranging from 5.1 to 6.9 mm. Comes in handy black composite storage box.

35-3192 Spoke Torque Wrench

35-3199 5.1 mm Adapter

35-3200 5.8 mm Adapter

35-3201 6.9 mm Adapter



32-5414



32-5415

ALUMINUM TIRE VALVE STEMS

8mm and 10mm rim hole. Sold each.

- 32-5414 8mm Aluminum Stem Base 90° bend. Ducati and Triumph street
- 32-5415 8mm Aluminum Stem, Straight, long. Ducati and Triumph street
- 32-5418 10mm Aluminum Stem, Straight, long.
- 32-5419 10mm Aluminum Stem Base 90° bend.

VALVE STEM CORES Sold pk/50.

- 32-8214 #9000 short



32-8214



32-8195



32-9989



32-9988

VALVE STEM CAPS

- 32-8195 Chrome cap pk/100
- 32-8196 Chrome cap pk/25
- 32-9988 Green plastic cap. (Denotes Nitrogen Fill)pk/100
- 32-9989 OEM plastic replacement cap. pk/100



35-8885

TIRE VALVE STEM PULLERS

For removing and installing rubber valve stem on mag wheels and ATV rims. Pulls tire valve stem without damaging stem. Two types available. Sold each.

- 35-8885 Wire stem with valve core remover



35-4107

TIRE VALVE STEM INSERTER

Simplifies the installation of valve stems in tubeless tires.

- 35-4107 Tire valve stem inserter

K&L TIRE VALVE STEMS

Original Pacific replacement.

Made in Japan. Sold each.

- 32-8224 JS430 Metal Stem, Straight, long 10mm Kawasaki and Yamaha Street
- 32-8209 PVR59A Metal Stem Base, 90° bend, with safety cap Yamaha Street
- 32-8225 PVR70 Rubber Stem Base, 90° bend, with safety cap Honda and Yamaha Street
- 32-8231 PVR70M Rubber Stem Base, 90° bend, with safety cap Honda Street
- 32-8223 TR412 Rubber Stem Base, with safety cap Honda, Kawasaki, Suzuki, and YamahaATV/Street
- 32-8212 TR413 Rubber Stem Base, with safety cap Suzuki Street



32-8225



32-8231



32-8224



32-8209



32-8212



32-8223



32-8218



32-8207



32-8217

METAL VALVE STEMS

For Tubeless Tires. Sold in pk/6 and each.

- 32-8218 Metal Stem, Angled, 10mm diameter pk/6
- 32-8218S Metal Stem, Angled, 10mm diameter each
- 32-8207 Metal Stem, Straight, short 14 & 16mm diameter pk/6
- 32-8217 Metal Stem, Straight, long 10mm diameter pk/6
- 32-8217S Metal Stem, Straight, long 10mm diameter each

RUBBER VALVE STEMS

- 32-8208 Rubber Stem Base, 90° bend pk/6
- 32-8208S Rubber Stem Base, 90° bend each
- 32-8219 TR413 Straight-Industry pk/6 Fits 453 rim holes, length: 1.250"
- 32-8210 TR412 ATV Short Tire Valve Stem pk/5



32-8208



32-8219



32-8210



35-7980

MOTION PRO VALVE CORE TOOL

Allows for easy removal and installation of valve cores in tube or tubeless tubes. Sold each.

- 35-7980 Motion Pro Valve Core Remover

4 IN 1 TIRE VALVE STEM REPAIR TOOL

Four function tool inserts and removes cores, repairs inner valve stem threads and chases outer threads. Sold each.

- 35-4193 4 in 1 Tire Valve Stem Repair Tool



35-4193



35-9264

Patent Pending

TIRE TAMER

No more skinned knuckles!
 Revolutionary new tool holds the bead away from rim for easy valve stem, rim lock and tube installation.

35-9264 Tire Tamer

TIRE TAMER

Patent Pending

- This tool is the helper you need when changing tires!
- Simple to use design lifts the tire bead away from the rim in one easy motion, with one hand.
- Makes installing tubes, valve stems and rim locks a snap, even when working alone.
- Small enough to carry on the job.
- Save your knuckles, time and tempo!

K&L Supply Co.
 www.klsupply.com



Patent Pending

35-0507

35-0476

SPOKE WHEEL WEIGHT HAMMER

Special hammer for reaching behind the disc rotor when installing or removing spoke type wheel weights.

35-0476 Spoke Wheel Weight Hammer

SPOKE WHEEL WEIGHT REMOVER TOOL

Designed to allow the tech to place the split tang of the tool between the rim and the weight and tap it off the nipple with the 35-0476

35-0507 Spoke Wheel Weight Remover Tool



35-4110

MAG WHEEL WEIGHT INSTALLATION TOOL

Installs mag wheel weights without damaging rim.

35-4110 Mag Wheel Weight Installation Tool



32-6585

SPOKE WHEEL WEIGHT INSTALLATION TOOL

Installs spoke wheel weights tightly and securely.

32-6585 Spoke Wheel Weight Installation Tool


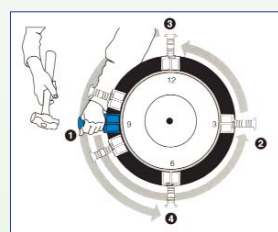
MOTION PRO BEAD POPPER™

Bead Popper makes tire removal easy and scratched rims a thing of the past. Bead Popper can be used with wheel mounted or removed. Made of a durable plastic, not for use on ATV's.

35-1000 Motion Pro Bead Popper™



35-1000



WHEEL WEIGHT SCRAPER

Easily removes most stick-on type wheel weights.

Sold in 3 pk
 35-0364 Wheel Weight Scraper



35-0364





32-6558

80 PIECE WHEEL WEIGHT STARTER KIT

Kit contains five pieces of each type wheel weight as indicated with an asterisk (*). Individual 10 packs listed below.

32-6558 Wheel Weight Starter Kit

QUANTITY DISCOUNTS AVAILABLE FOR ALL WHEEL WEIGHTS LISTED

Contact your Sales Representative for details.

| Application | OEM Reference | Weight | 10/Ea. P/N |
|------------------------------|---------------|----------|-----------------|
| Universal Angled Spoke | ————— | 10 Grams | 32-3971 |
| Universal Angled Spoke | ————— | 20 Grams | 32-3972 |
| Universal Angled Spoke | ————— | 30 Grams | 32-3973 |
| Honda Spoke CB750K | 44609-283-000 | 5 Grams | 32-3987* |
| Honda Spoke CB750K | 44608-283-000 | 10 Grams | 32-3988* |
| Honda Spoke CB750K | 44607-283-000 | 15 Grams | 32-3989* |
| Honda Spoke CB750K | 44606-283-000 | 20 Grams | 32-3990* |
| Honda Comstar Wheel | 42704-410-000 | 10 Grams | 32-3981 |
| Honda Comstar Wheel | 42705-410-000 | 20 Grams | 32-3982 |
| Honda Comstar Wheel | 42706-410-000 | 30 Grams | 32-3983 |
| Honda Hurricane 600F (87-90) | 42704-KT7-000 | 10 Grams | 32-3978 |
| Honda Hurricane 600F (87-90) | 42705-KT7-000 | 20 Grams | 32-3979 |
| Honda Hurricane 600F (87-90) | 42706-KT7-000 | 30 Grams | 32-3980 |
| Honda Mag/Hurricane 1000 | 42704-MBO-000 | 10 Grams | 32-3984* |
| Honda Mag/Hurricane 1000 | 42705-MBO-000 | 20 Grams | 32-3985* |
| Honda Mag/Hurricane 1000 | 42706-MBO-000 | 30 Grams | 32-3986* |
| Kawasaki Mag/Ninja ZX7 | 41075-1014 | 10 Grams | 32-3991* |
| Kawasaki Mag/Ninja ZX7 | 41075-1015 | 20 Grams | 32-3992* |
| Kawasaki Mag/Ninja ZX7 | 41075-1016 | 30 Grams | 32-3993* |
| Kawasaki Spoke/Vulcan 800 | 41075-1007 | 10 Grams | 32-3971 |
| Kawasaki Spoke/Vulcan 800 | 41075-1008 | 20 Grams | 32-3972 |
| Kawasaki Spoke/Vulcan 800 | 41075-1009 | 30 Grams | 32-3973 |
| Yamaha Mag | 2MO-25399-10 | 10 Grams | 32-3994* |
| Yamaha Mag | 2MO-25399-20 | 20 Grams | 32-3995* |
| Yamaha Mag | 2MO-25399-30 | 30 Grams | 32-3996* |
| Yamaha/Suzuki Mag | 55410-47001 | 10 Grams | 32-3997* |
| Yamaha/Suzuki Mag | 55411-47001 | 20 Grams | 32-3998* |
| Yamaha/Suzuki Mag | 55412-47001 | 30 Grams | 32-3999* |
| Suzuki Mag/GSXR 750 | 55411-00A00 | 10 Grams | 32-4003 |
| Suzuki Mag/GSXR 750 | 55412-45100 | 20 Grams | 32-4009 |



32-6668



Lead Spoke



Chrome Spoke

HARLEY-DAVIDSON® WHEEL WEIGHT STARTER KIT

Kit contains one pack each of spoke wheel weights for a total of 90 pieces.

Note: Fits applications up to 1998.

32-6668 Harley-Davidson® Wheel Weight Starter Kit

| Application | Weight | 10/Ea. P/N |
|-------------------------------------|-----------|----------------|
| Harley-Davidson® Spoke (lead wt.) | 1/4 oz. | 32-5173 |
| Harley-Davidson® Spoke (lead wt.) | 1/2 oz. | 32-5174 |
| Harley-Davidson® Spoke (lead wt.) | 3/4 oz. | 32-5175 |
| Harley-Davidson® Spoke (lead wt.) | 1 oz. | 32-5176 |
| Harley-Davidson® Spoke (lead wt.) | 1-1/2 oz. | 32-5177 |
| Harley-Davidson® Spoke (chrome wt.) | 1/4 oz. | 32-8500 |
| Harley-Davidson® Spoke (chrome wt.) | 1/2 oz. | 32-8501 |
| Harley-Davidson® Spoke (chrome wt.) | 3/4 oz. | 32-8502 |
| Harley-Davidson® Spoke (chrome wt.) | 1 oz. | 32-8503 |



K&L SUPPLY CO. 1040 RICHARD AVE SANTA CLARA, CA 95050

1-800-727-6767 Fax: 1-408-727-4842

www.klsupply.com



WHEEL WEIGHTS

Sold pk/10. *Made in Japan.*

| KAWASAKI | | | | | |
|-----------------------|---------------|----------|----------------|-------|--|
| Application | OEM Reference | Weight | PK/10 P/N | | |
| Kawasaki Mag VN1600B1 | 41075-0004 | 10 Grams | 32-4054 | Steel | |
| Kawasaki Mag VN1600B1 | 41075-0005 | 20 Grams | 32-4055 | Steel | |
| Kawasaki Mag VN1600B1 | 41075-0006 | 30 Grams | 32-4056 | Steel | |
| Kawasaki Mag ZX1000C1 | 41075-0007 | 10 Grams | 32-4070 | Steel | |
| Kawasaki Mag ZX1000C1 | 41075-0008 | 20 Grams | 32-4073 | Steel | |
| Kawasaki Mag ZX1000C1 | 41075-0009 | 30 Grams | 32-4078 | Steel | |
| Kawasaki Mag VN1600D1 | 41075-0014 | 10 Grams | 32-4079 | Steel | |
| Kawasaki Mag VN1600D1 | 41075-0015 | 20 Grams | 32-4084 | Steel | |
| Kawasaki Mag VN1600D1 | 41075-0016 | 30 Grams | 32-4087 | Steel | |


| SUZUKI | | | | | |
|---------------------|---------------|----------|----------------|-------|--|
| Application | OEM Reference | Weight | PK/10 P/N | | |
| Suzuki Mag GSXR1000 | 43222-73H10 | 10 Grams | 32-4054 | Steel | |
| Suzuki Mag GSXR1000 | 43224-73H10 | 20 Grams | 32-4055 | Steel | |
| Suzuki Mag GSXR1000 | 43226-73H10 | 30 Grams | 32-4056 | Steel | |
| Suzuki Spoke VL800 | 55412-38A00 | 20 Grams | 32-4058 | Lead | |
| Suzuki Spoke VL800 | 55413-38A00 | 30 Grams | 32-4059 | Lead | |

| YAMAHA | | | | | |
|--------------------|-----------------|----------|----------------|-------|--|
| Application | OEM Reference | Weight | PK/10 P/N | | |
| Yamaha Mag FJR1300 | 5MT-25398-00-00 | 10 Grams | 32-4070 | Steel | |
| Yamaha Mag FJR1300 | 5MT-25398-10-00 | 20 Grams | 32-4073 | Steel | |
| Yamaha Mag FJR1300 | 5MT-25398-20-00 | 30 Grams | 32-4078 | Steel | |



TAPE-A-WEIGHT PERFORMANCE SERIES WHEEL WEIGHTS

32-8887 One box of 30 Wheel Weight strips (720 1/4 oz. piece.)



32-2547

32-2544

Steel Stick-On Weights now available

QUICKSTICK WHEEL WEIGHTS

Powder coated, pre-segmented stick-on wheel weights to match most custom and sportbike wheels. No cutting required. Universal applications.
**** Note: Each strip contains 12 individual segments.**

| Color | Weight | 3 strips, 12 ea | 30 strip Box |
|-------------------------|---------|-----------------|----------------|
| Black | 1/4 oz. | 32-9858 | 32-9857 |
| Silver | 1/4 oz. | 32-6560 | 32-6559 |
| White | 1/4 oz. | 32-9867 | 32-9866 |
| Chrome | 1/4 oz. | 32-9881 | 32-9889 |
| Plain Lead (Unfinished) | 1/4 oz. | 32-9886 | 32-9887 |
| Steel Stick-Ons | Weight | 5 strips, 12 ea | 25 strip Box |
| Standard Profile | 1/4 oz. | 32-2544 | 32-2541 |
| Low-Profile | 5 gram. | 32-2547 | 32-2543 |

STANDS & MOBILE BENCH

SHOP EQUIP & TOOLS

HARD PARTS

CARB & FUEL

IGNITION/ELECTRICAL

CONTROL


SUSPENSION

ACCESSORIES



Stainless Top with drain

5-slot tool holder



K&L MOBILE BENCH


Use as a combination workbench, tear-down table and tool storage facility. Table is adjustable from a height of 37" to 41" and comes with heavy duty 4" casters (2 rigid & 2 locking swivel). Table top drains into catch pan located below table top. Shipping weight: 170 lbs.

35-2407 K&L Mobile Bench-Blue

35-5997
Stand Only,
No Base



35-5999 Plate
sold separately



35-4999



35-5997 PRS-3MLB Work Stand. Height Adjusts from 50 to 60 " Includes aluminum tool tray. **Note: Base not included.**

35-5999 Floor Plate for 35-5997. Allows stand to be mounted to floor, truck bed, or any flat surface. This plate is not intended to convert PRS-3MLB to a freestanding unit.

35-5000 PRS-4M Bench Mounted Work Stand. Attaches easily to any flat surface. (fasteners not included)

35-4999 PRS-4WM Wall Mounted Work Stand. Designed to easily mount to any post or wall stud. (fasteners not included)

35-4990 Replacement Jaw Covers for all workstands shown



35-5000

PARK TOOL WORK STANDS


Work stands are designed to safely and securely hold odd shaped components such as stanchions, sliders, rear shocks, pistons, and carbs. The 360° rotation of the clamp makes servicing from all angles a breeze. These work stands feature adjustable clamping pressure for components up to 4 inches (100mm) in diameter. Non-marring, replaceable jaw inserts provide a firm grip on components up to 80 lbs.



BEARING RACE & SEAL DRIVER

Insert bearing races quickly and straight on the first try. Six disc sizes fit most bearing sizes. To install (drive) seals, turn discs over. Eliminates damage to bearing races. Seven piece kit includes driver handle and the following disc sizes: 40, 45, 50, 59, 63, and 65mm.

35-9268 Bearing Race & Seal Driver



K&L WHEEL BEARING REMOVER SET

Eight piece set includes 10/12/15/17/20/25mm split collar adapters with small and large driver rod. Split collar design.

35-9654 Wheel Bearing Remover Set.



MOTION PRO SEAL/BEARING RETAINER TOOLS

Designed to remove & install the rear wheel seal/bearing retainer nut on Honda CR's and XR's. Precision design prevents damage to the retainer nut. 22mm external hex head and 3/8" square drive.

35-8021 44mm CR Seal/Bearing Retainer Tool
For use on Honda CR125/250R 84-86, 89-99 and CR500R 84-86, 89-01.

35-8049 47mm CR Seal/Bearing Retainer Tool
For use on Honda CR125/250R 87-88, 00-02 and CR500R 87-88.

35-7999 XR Seal/Bearing Retainer Tool
For use on Honda XR250R 84-91, XR350R 83-85, XR500R 81-84, XL600R 83-87, XR600R 85-00 and XR650L 93-00.



MOTION PRO WHEEL BEARING REMOVER SET for H-D®

Three piece set includes 3/4", 1" split collar adapters and large driver rod.

35-5550 Motion Pro Wheel Bearing Remover Set for H-D®.



EXCEL ADJUSTABLE SPOKE TORQUE WRENCHES

Excel's new lightweight aluminum bodied Spoke Torque Wrench takes the guessing and fatigue out of building wheels and maintaining the desired tension of your spokes. Tightens all spokes identically to proper torque setting to maximize the highest strength capacity and reduce the likelihood of rim/hub/spoke breakage. Excel's Torque Wrench is easily adjustable with a range of 6-15 inch-lbs. Excel's Torque Wrench kit comes with 5 heads in the most common sizes, including the spline drive head. Additional and replacement heads are available in sizes ranging from 5.1 to 6.9 mm. Comes in handy black composite storage box.

35-3192 Spoke Torque Wrench

35-3199 5.1 mm Adapter

35-3200 5.8 mm Adapter

35-3201 6.9 mm Adapter



ATV BALL-JOINT SOCKET

This tool is designed to remove and install nut on Yamaha YFM350X Warrior.

35-8581 ATV Ball-Joint Socket

MOTION PRO ATV BALL-JOINT SEPARATOR

This tool is designed to separate the knuckle-ball joints on ATV's without damage to the A-arm, ball joint stud or rubber boots. Sold as a kit with two separate press bolts to fit a variety of applications. Fits the following ATV applications:

HONDA: TRX250R 86-89, TRX250X 87-88 & 90-91, TRX300EX 93-98
YAMAHA: YFZ350 Banshee 87-02, YFM350X Warrior 87-96

35-1975 Motion Pro ATV Ball-Joint Separator

BEARING DRIVER SET

This 15 pc set includes drivers from 10 to 72 mm and includes plastic storage case.

35-6890 Bearing Driver Set



SHOP EQUIP & TOOLS

HARD PARTS

CARB & FUEL

IGNITION/ELECTRICAL

CONTROL

SUSPENSION

ACCESSORIES



MOTION PRO D.I.Y. CLUTCH AND BRAKE BLEEDER

Comfortable handle lets you move 10ml. of D.O.T. 4 or 5 brake fluid per stroke. Includes adapters to fit most brake systems & brake fluid cans. Simple to use design makes this job faster, with fewer headaches.

35-7985 Motion Pro D.I.Y. Clutch and Brake Bleeder



MASTER CYLINDER FLEX-HONE (320 GRIT)

Aluminum oxide, 320 grit optimum for honing aluminum cylinders. Use brake fluid for honing fluid. Sold each.

35-9107 10mm **35-9108** 11mm

35-9114 14mm **35-9119** 16mm

35-9126 18mm **35-9130** 19mm, (3/4")

FLEX-HONE FOR ROTORS

Flex Hone for Rotors utilizes the patented Flex Hone technology to produce the ideal surface finish on disc brake rotors and flywheels.

- Produces a non directional pattern
- Lower harmonic vibrations
- Ideal for new or re-turned rotors and flywheels.
- More rotors per hone-lasts much longer than abrasive pads. Sold each.

Available in the following grit sizes:

35-1916 60 Coarse

35-1917 120 Medium

35-1918 240 Fine



CABLE LUBER

Designed to inject lubricant into the cable housing. Extends life of cable and creates less drag between the cable and its housing.

35-0014 Cable luber



MITYVAC DELUXE VACUUM TESTER KIT

Kit includes accessories needed to bleed brake systems and test basic vacuum related systems in the engine, ignition and fuel. Instruction manual and molded plastic carrying case included.

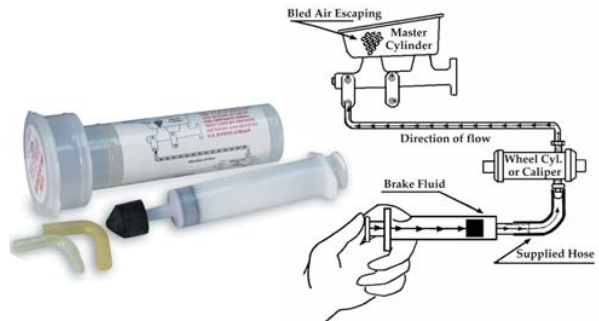
35-5900 Mityvac Deluxe Vacuum Tester Kit



MITYVAC BRAKE BLEEDER KIT 6820

Kit includes plastic body Mityvac, reservoir jar with plastic transfer lid, storage lid, brake bleeding adapter package, 24" of tubing and instruction manual.

35-5904 Mityvac Brake Bleeder Kit 6820



EZE BRAKE BLEEDER

Vacuum operated syringe bleeds master cylinder in seconds without special tools or clips. Requires only one person to complete operation.

35-6515 EZE Brake Bleeder

MOTION PRO HYDRAULIC BRAKE BLEEDER

Makes bleeding brakes a one person job. This unique check valve allows fluid and air to escape while preventing air from re-entering the system. Instructions and hose included. *Made in U.S.A.*

35-9761 Motion Pro Hydraulic Brake Bleeder





QUAD STAKE RIVET KIT
35-9760

JUMBO CHAIN TOOL KIT
35-0918

MOTION PRO JUMBO CHAIN TOOL & QUAD STAKE KIT

Ultra heavy duty tool for breaking and riveting roller chains. This tool fits all 520, 525, 530, 630 standard or o-ring type chains plus industrial chains from #50 through #80. This tool is manufactured from heat treated chrome moly steel and the extractor pin is firmly guided by a removable guide fitting ensuring long pin life. Body bolt requires a 13/16", (21mm) wrench and extractor pin uses a 9/16", (14mm) wrench or socket. **Made in U.S.A.**

NOTE: QUAD STAKE RIVET KIT not included with JUMBO CHAIN TOOL KIT. Sold as an option.

35-0918 Jumbo Chain Tool Kit

35-9760 Quad Stake Rivet Kit-use in conjunction with Jumbo chain Tool Kit. This rivet kit will quad stake chain links so they will look factory installed. **Made in U.S.A.**

35-0974 Replacement pin for Jumbo Chain Tool Kit



MOTION PRO CHAIN RIVETING TOOL KIT

Designed to break and rivet chain links to form an endless chain. For use on cam chain or drive chain. Includes plastic storage box and all needed pins and sleeves. Sold as a kit.

35-5137 Motion Pro Chain Riveting Tool Kit

35-5145 2mm Replacement Tip

35-5147 3mm Replacement Tip

35-5149 4mm Replacement Tip

35-5151 Replacement Wedge Tip, ball end for riveting



CHAIN BREAKERS

Two Shop Size Chain Breaker for 420, 428, 520, & 530 chains.

35-7939 Motion Pro Works on 420, 428, 530 chains

35-7940 Replacement tip for Motion Pro 35-7939

35-5169 Works on 420, 428, 520, & 530 chains



THE GRUNGE BRUSH CHAIN BRUSH

Specially designed brush for cleaning drive chains. The "Brush Blocks" are adjustable to fit all chain sizes from bicycle to 630 o-ring.

35-1911 Grunge Brush only

35-1910 Grunge Brush Combo Pack grunge brush with four oz grunge buster chain degreaser

35-1912 Grunge Brush replacement pad set- set of three brush pads



MOTION PRO CHAIN PRESS TOOL KIT

Chain press tool for installing link. Fits 520-530 standard and o-ring chains.

35-7932 Motion Pro Chain Press Tool Kit



RK CHAIN BREAKER RIVET TOOL

Quick and easily breaks 40 and 50 type chain. Easily press-fits tight tolerance 40, 50 and 60 O-ring chain sideplates to the correct depth for clip or rivet link installation. RK's special pinhole rivet links to the proper dimension to secure side plates in place.

Works on most brands. Heavy duty sure-grip black composite handle. Lifetime warranty on tool body/handle only. Molded plastic storage case

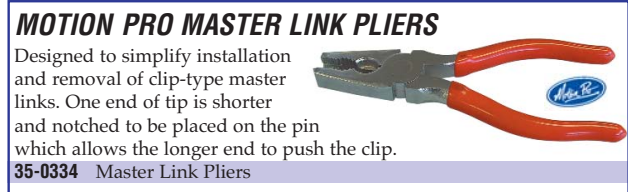
35-3195 Chain breaker Rivet Tool Mfg# UTC4060

Replacement Parts for Chain Tool

35-2333 Cutting Pin #CP4050

35-2334 Clip link plate holder #PH4060C

35-2335 Rivet link plate holder #PH5060R



MOTION PRO MASTER LINK PLIERS

Designed to simplify installation and removal of clip-type master links. One end of tip is shorter and notched to be placed on the pin which allows the longer end to push the clip.

35-0334 Master Link Pliers

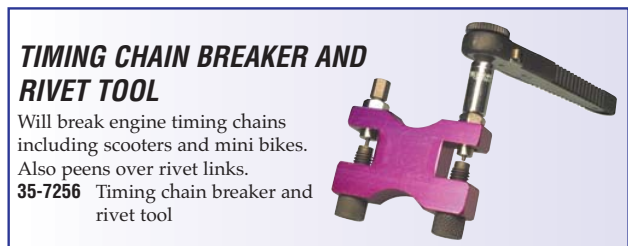


MOTION PRO MINI-CHAIN PRESS TOOL

Tool box size low-priced tool for pressing on press-fit side plates. Will fit all 520-530 chains and easily fits into tool kit.

Hex key wrench is included.

35-5910 Motion Pro Mini-Chain Press Tool



TIMING CHAIN BREAKER AND RIVET TOOL

Will break engine timing chains including scooters and mini bikes. Also peens over rivet links.

35-7256 Timing chain breaker and rivet tool

SUSPENSION SERVICE TOOLS

SHOP EQUIP & TOOLS

HARD PARTS

CARB & FUEL

IGNITION/ELECTRICAL

CONTROL

SUSPENSION

ACCESSORIES



35-7521



BASE UNIT

K&L ADJUSTABLE SPLIT FORK SEAL DRIVER SETS

Replace fork seals without removing the fork tube from the T-clamp.

35-7521 Adjustable Split Fork Seal Driver Set (35mm - 46mm)

Set includes: one Split Seal Driver and seven Seal Guides: 35mm, 36mm, 38mm, 41mm, 43mm, 45mm, & 46mm.

35-7571 Large Adjustable Split Fork Seal Driver Set (47mm-50mm)

Set includes: one Split Seal Driver and three Seal Guides : 47mm, 49mm, & 50mm.

35-7568 Adjustable Split Fork Seal Driver Set, Harley-Davidson®

Set includes: one Split Seal Driver and three Seal Guides 35mm, 39mm, 41mm. Use for OEM H-D® KYB & Showa forks.

REPLACEMENT SEAL GUIDES (ADAPTERS) Sold each.

| | | | |
|----------------|------|----------------|------|
| 35-7522 | 35mm | 35-7538 | 45mm |
| 35-7523 | 36mm | 35-7565 | 46mm |
| 35-7559 | 38mm | 35-7567 | 47mm |
| 35-7566 | 39mm | 35-7572 | 48mm |
| 35-7560 | 41mm | 35-7569 | 49mm |
| 35-7562 | 43mm | 35-7570 | 50mm |

REPLACEMENT SPLIT SEAL DRIVERS Sold each.

| | |
|----------------|---|
| 35-7576 | Split Seal Driver-fits 35, 36, 38, 39, 41, 43, 45 & 46mm adapters |
| 35-7577 | Split Seal Driver-fits 35-7567 (47mm), 35-7569 (49mm) & 35-7570 (50mm) |



K&L 48MM SEAL DRIVER

Our most popular single-size split seal driver, fits many late-model dirt bikes. (YM-A0948-A)

35-0948 K&L 48mm Split Driver



MOTION PRO FORK SEAL BULLETS

These fork seal bullets protect the fork seal and wiper of inverted forks from damage by the bushing groove during installation. Eliminates the need to wrap the fork tube with tape. Sold as a six piece set.

35-7578 Motion Pro Fork Seal Bullets.

Includes six seal guides: 36mm Red, 41mm Blue, 43mm Green, 45mm Yellow, 46mm Black, and 47mm White


**K&L STOCKS
FORK SEALS,
SEE CATALOG
PAGES 312-325**



ADJUSTABLE FORK SEAL DRIVER

Adjustable fork seal driver fits 38mm to 43mm fork seals. Sold each.

35-9417 Adjustable Fork Seal Driver




MOTION PRO FORK SEAL DRIVER TOOL

Designed for easy installation of most fork seals on either conventional or inverted forks. The weight of each driver is approximately 25oz. Manufactured from CAD-II plated carbon steel and feature a split design. Sold individually. **Made in U.S.A.**

Available in the following sizes:

| | | | |
|----------------|---------------|----------------|---------------|
| 35-0944 | 35/36mm combo | 35-1973 | 45mm |
| 35-0932 | 39mm | 35-0928 | 46/47mm combo |
| 35-1969 | 41mm | 35-0931 | 49/50mm combo |
| 35-1972 | 43mm | | |

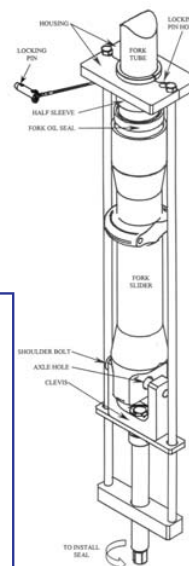


FORK SEAL INSTALLER

Allows procedure to be completed without removing fork leg from clamps. This tool pulls seals into place using a threaded rod preventing damage to the seals, replacing the conventional method of using a hammer type fork seal installer. Tool includes one extra fork holder sleeve and three fork seal driver sleeves.

Made in U.S.A.

35-8274 Fork Seal Installer. Fits 35mm, 39mm, and 41mm conventional fork tubes (Will not work on upside down forks)



MOTION PRO FORK OIL LEVEL GAUGE

The perfect tool for the shop or home mechanic. This tool allows easy and accurate fork oil level measurement, adjustment and fine tuning.

35-1974 Motion Pro Fork Oil Level Gauge



K&L FORK DAMPER ROD BLEED TOOL SET

This tool threads on to damper rod and allows better control of bleeding. Works on most Japanese applications.

35-8703 K&L Fork Damper Rod Bleed Tool Set

Includes 3 adapters: 9 x 1.0mm, 10 x 1.0mm, and 12 x 1.25mm



35-8576

35-8577

35-0668

FORK DAMPER ROD HOLDERS

Holds damper rod when disassembling and assembling front forks. Provides a positive means of holding the inner damper rod while removing the bolt from the bottom of the fork leg. Sold each.

35-8576 30mm Hex YM-01327-Yamaha 43mm Kayaba forks, YZ125 (84-87), YZ250 (81-87) IT250 (1983) YZ490 (82-87)

35-8577 24mm Hex YM-01328-Yamaha 38mm Kayaba forks, YZ125 (81-83), IT175 (82-83), IT250 (81-82) YZ250 (77-80), YZ400 (77-79), IT465 (81-82)

35-0668 Tool 25-Kawasaki applications

M.P. HEX AXLE TOOL (STEEL)

Tool fits the internal hex on many late model sportbike axles and some dirt bikes. It features metric hex sizes of 17, 19, 22 and 24mm, and has 3/8 in. square drive on both ends.

35-2303 Motion Pro

Hex Axle Tool (Steel)



FORK DAMPER ROD TOOLS Sold each.

35-7995 Combination Fork Damper Tool

Designed to hold the damper rod during assembly & disassembly of Honda XR400's or Suzuki DR-Z400S. One end features spanner type prongs for the XR400 and the other a 27mm hex for Suzuki.

35-1964 Combination Damper Rod Fork Tool

Designed for assembly and disassembly of most inverted Kayaba and Showa 41mm, 43mm, and 45mm forks. Use one end for Kayaba forks and the other for Showa forks. (not required for 91-92 Honda CR models) Replaces Yamaha YM-01423, Honda 07PMB-KZ4010A

35-8578 YM-01418 Yamaha 43mm Kayaba Front Forks

YZ125/250 (1988) YZ490 (88-90), TTR250

35-8580 YM-01434 Double sided damper rod holder

Yamaha Street XV1700, YZF-R1, YZF-R6
Yamaha Offroad YZ125/250 models (89-90)



MOTION PRO FORK CAP WRENCH 46 / 50MM

Designed to remove the front fork caps on late model Honda CR's and Suzuki RM's. Can also be used for adjusting compression stack on late model RM's. One end of wrench is 46mm, the other is 50mm. Sold each.

35-7803 Fork Cap Wrench

MOTION PRO COMPRESSION BOLT REMOVAL TOOL FOR KTM



This tool fits 2007 and 2008 KTM with WP 4860 MXMA CC forks, and is designed for removing and installing the compression valve assembly from the fork cap. Tool also allows you to properly torque the compression valve assembly during installation. 17mm head, made of 6061 T-6 aluminum.

35-5811 Motion Pro Bolt Removal Tool



FORK OIL REPLACEMENT KIT

Special clear plastic tube and fitting allows replacement of fork oil through the drain plug, without disassembling the fork and front end. Fork oil not included.

35-8275 Fork Oil Replacement Kit.

8mm x 1.25mm thread pitch fitting

NOTE: For motorcycles with air suspension only.



FRONT FORK CAP SOCKET

Designed to remove and install Yamaha front fork caps with female hex head. Sold each.

35-8571 17mm Fork Cap Socket

35-8573 19mm Fork Cap Socket



6 Point Hex

RACE TOOLS SHOCK BLADDER PULLER

This Puller threads onto the shock reservoir schrader valve for easy bladder removal.

35-2510 Race Tools Shock Bladder Puller



SUSPENSION SERVICE TOOLS

SHOP EQUIP & TOOLS

HARD PARTS

CARB & FUEL

IGNITION/ELECTRICAL

CONTROL

SUSPENSION

ACCESSORIES



35-8677

35-8678

35-8679

SHOCK SEAL BULLET TOOL

"Bullet Tools" make seal head installation onto shafts quick and easy.

| | | |
|---------|---------|-------------------------------|
| 35-8677 | TSSB125 | 12.5 x 10mm Shock Seal Bullet |
| 35-8678 | TSSB14 | 14 x 12mm Shock Seal Bullet |
| 35-8679 | TSSB16 | 16 x 12mm Shock Seal Bullet |

FORK CAP WRENCH 46/50MM

Applications :
Honda CR250 (97-00), Suzuki RM125/250 (96-00). Also removes compression adjuster assembly on Suzuki RM125/250 (98-00). Sold each.




35-8670 Fork Cap Wrench 46/50mm TFCW4650



CBR600RR ADAPTERS

These adapters allow late model CBR600RR forks to be serviced with Race Tech's Spring Tool.

35-2764 CBR600RR Adapter Set




CBR600RR Adapters in use on Fork Spring Compressor TFSC01, K&L# 35-8680



FORK SPRING COMPRESSOR TOOL

This unique fork spring compressor is designed to work on most current sport bikes and road racers. It allows the spring to be compressed while the fork cap is removed from the rod. It can be used on or off the bike on most models.

35-8680 Fork Spring Compressor Tool TFSC01
35-2764 Adapter for CBR600RR



35-8672

35-8673

35-8674

35-8675

SHAFT HOLDING TOOL (VISE INSERTS)


Holds fork damping rods, cartridges, shock shafts, etc. while servicing. (aluminum)

| | |
|---------|--|
| 35-8672 | TFSH10 Shaft Holding Tool 10, 12, 12.5, & 14mm (Damping Rods) |
| 35-8673 | TFSH14 Shaft Holding Tool 14, 16, & 18mm (Shock Shafts) |
| 35-8674 | TFSH20 Shaft Holding Tool 20, 24, & 29mm (20 & 25mm Fork Cartridges) |
| 35-8675 | TFSH32 Shaft Holding Tool 32 & 35mm (28 & 32mm Fork Cartridges) |

TWIN CHAMBER TOOL from MOTO-TEK


K&L now offers a brand new tool for working with Showa, KYB, and WP Twin Chamber forks. This tool allows the technician to easily compress the fork spring and position the fork rod for easy disassembly. The tool eliminates damage to the fork rod, speeds up production and makes life much easier for a professional or home shock tech. There are many flaws with existing twin chamber rod holders, they can actually cause damage to fork cartridge rods. Besides the obvious damage associated with the existing tools, it can be very difficult to compress and place the existing tools as the technician must compress the forks springs significantly to place the tool. This can be very awkward especially with heavy spring rates, make life easier today with this easy to use tool.

35-8351 Twin Chamber Tool



Dampner Rod

Tool Up for Profit™
www.klsupply.com



SHOCK SPRING COMPRESSOR

Provides easy removal and installation of most shock springs without touching the spring collars. Features safety shaft locking device.
35-8671 Shock Spring Compressor TSSC01



SHOCK CLIP PICK

Here's a well-designed tool that makes removing shock retaining clips a safe and simple procedure. The hardened steel construction allows you to get behind round wire clips without marring the shock body.
35-2535 Shock Clip Pick TSCP01


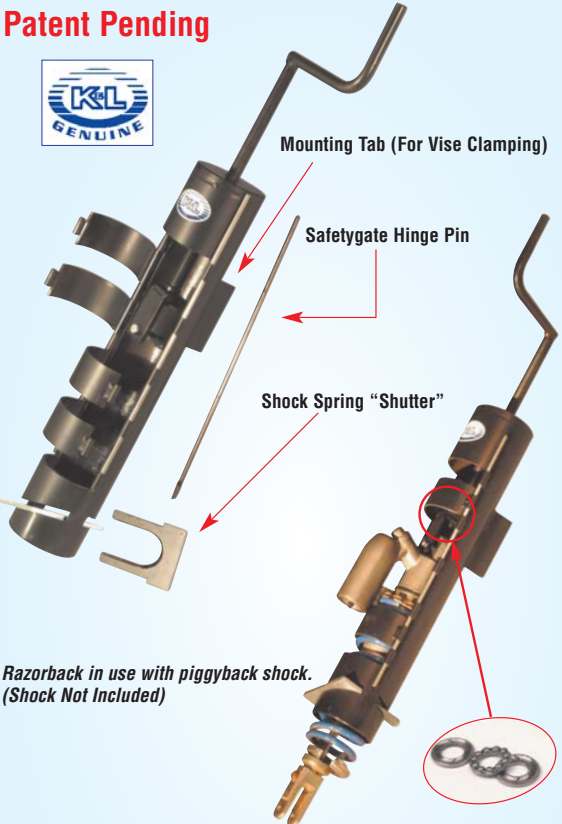
SHOCK SPRING INSTALLING TOOL

This heavy duty tool can be used to remove and replace springs on both eye-to-eye and clevis-type shocks. Does not work on single shock applications.
Made in Japan.

35-9400 Shock Spring Installing Tool



Patent Pending

Razorback in use with piggyback shock. (Shock Not Included)

K&L RAZORBACK SHOCK SPRING TOOL

The Razorback is the Shock Spring Tool that does it all. Single Shocks, Dual Shocks, even Piggyback Reservoir shocks can be safely handled with this tool. Its safetygate system encloses the entire shock while the spring is being compressed, eliminating the chance of a spring breaking free under load. The Razorback even has a tab for clamping in your bench vise, making spring changes safe, simple, and profitable.
35-9406 Razorback Shock Spring Tool



K&L REGULATED NITROGEN FILLING SYSTEM

Nitrogen filling system with regulator to precisely control pressurization. High pressure schrader extension allows access to recessed schrader valves; 350 psi max. output is limited by an ASME certified relief valve. High pressure schrader adapter completes the system.
 Nitrogen Tank Not Included

37-9907 K&L Regulated Nitrogen Filling System

NOTE: Standard cores should not be used due to their 200 psi rating.

SCHRADER TO NEEDLE ADAPTER

For suspension systems which use a self sealing bladder. Features a schrader inlet with a needle holder outlet.

37-5930 Schrader to Needle Adapter

HIGH PRESSURE SCHRADER VALVE CORES


Pack of 10 high pressure schrader valve cores. Rated to 550 psi.

37-9920 High Pressure Schrader Valve Cores





35-4323 Laser CAT
(Included in 35-4320 & 35-4322)



PROFI LASER ALIGNMENT TOOLS

Profi Laser Alignment Tools have been designed and produced for precise, repeatable, and easily readable results. The simple to use BAT is invaluable when performing damage diagnosis of bikes that have been in accidents as well as used bikes, and will help support repair estimates in easily understandable terms. Simply press the CAT against the side of the sprocket. The integrated laser will illuminate the chain-links and visualizes the real running direction of the chain. Wrong adjustments are shown and can be corrected immediately with the aid of this precise measuring tool.

35-4320 Laser BAT (Bike Alignment Tool) for V-Twin

35-4322 Laser BAT (Bike Alignment Tool) for Sportbike

35-4323 Laser CAT (Chain & Belt Alignment Tool)



MOTION PRO FORKTRU FORK ALIGNMENT TOOL

Quick and easy to use tool for aligning front forks to insure they are parallel from top to bottom; improving the handling characteristics of your front suspension. Reduces seal and bushing wear and fits most MX and Off-Road motorcycles. Will work on 27 mm - 62 mm fork legs and tubes; and forks that are 140 mm to 220 mm on center. Knurled adjustment screws for easy setup

35-5809 Motion Pro ForkTru Fork Alignment Tool



35-5820

35-5823

MOTION PRO 49 AND 50MM FORK CAP WRENCHS

50 mm, 6 point box wrench for removing the fork cap (cartridge) on WP 4860 MXMA dual chamber closed cartridge (WP USD 48 mm) forks on late-model KTM's. 12 mm slot for holding the damper rod for removing the rebound bolt.

35-5820 50MM Fork Cap Wrench for WP Forks

49 mm, 8 point box wrench for removing the fork cap (cartridge) on dual chamber closed cartridge forks on late-model Yamaha's.

35-5823 49MM Fork Cap Wrench



STEERING STEM WRENCH

For loosening and tightening of steering stem nut. Spanner adjusts to fit most bikes.

35-9472 Steering Stem Wrench



35-1427

35-1426

RACE TOOLS YZ STEERING STEM WRENCH

This wrench is designed to fit 30mm steering stem nuts on Yamaha YZ motocrossers without having to remove the handlebars.

35-1426 Race Tools YZ Steering Stem Wrench

RACE TOOLS YZ SERIES OUTER FORK CAP WRENCH

Wrench is for removal of the outer fork cap on 05 YZ series bikes (125-450)

35-1427 Race Tools YZ Series Outer Fork Cap Wrench

MOTION PRO NITROGEN SHOCK GAUGE

Precision calibrated gauge with bleed valve and plunger pin chuck for accurate pressure adjustment. (Does not connect to nitrogen cylinder)



35-5963 Motion Pro Nitrogen Shock Gauge for checking and adjusting pressure.

35-5988 Nitrogen Needle: used to charge shocks with self-sealing rubber valves—(some Yamaha & Ohlin models) Adapts to 35-5963 Nitrogen Shock Gauge by replacing hose.



HONDA ATC / MX SHOCK SPANNER WRENCH

This heavy duty tool is made of heat treated alloy and is designed for shop use. Fits Honda ATC200X, 250R, 350X, and MX models.

35-5971 Honda ATC / MX Shock Spanner Wrench

SHOCK SPANNERS

Forged steel alloy tool used to loosen and tighten the shock ring nuts on rear shock units. Designed for shop or home use. Comes in 40-45mm and 60-65mm sizes for most applications.

35-6462 Shock Spanner (40-45mm)

35-6464 Shock Spanner (60-65mm)





ALUMINUM VISE INSERT

Aluminum Vise Insert provides a safe way to hold small suspension shafts and fittings securely without damage. Aluminum jaws have three machined opening to hold shaft from 7mm to 15mm. Bridge spring allows the tool to automatically open.

35-4302 Aluminum Vise Insert



35-4302



35-4241

FORK TUBE BRUSH

Designed to help clean grit & residue from stanchions when servicing forks. 30 inch long vinyl covered wire for no scratch use and "Sure Grip" dual density handles provide a positive grip.

35-4241 Fork Tube Brush



STEERING RACE REMOVER

Steering Race Remover makes head tube bearing race removal easy. Tool is designed to be pulled through the steering tube until the flared ends snap in behind the race. A blow on the tool head removes the bearing race. Fits most applications with bearing race from 35 to 55 mm. inner diameter.

35-4288 Steering Race Remover



35-4288



35-4286

HANDLEBAR AND SUBFRAME STRAIGHTENER

The Handlebar and Subframe Straightener is a versatile and innovative tool. Vinyl coating on the hook and the fulcrum pad helps protect all painted surfaces. Full 8 inches of adjustment with open hook design.

35-4286 Handlebar and Subframe Straightener




STEERING RACE PRESS

Steering Race Press easily and accurately presses in steering stem races. Eliminates damage and misaligned bearing races. Helps prevent dented and chipped frames. The heat-treated bushings (included) provide a precise fit and alignment for most brands.

35-4287 Steering Race Press




35-4544

STEERING BEARING INSTALLER

A new approach to steering bearing installation! This system utilizes specially designed aluminum inserts to quickly and accurately install lower steering bearings. Simply choose the correct insert, slide the setting driver over the steering tube, and tap the bearing into place with a hammer. Comes with inserts & driver.

35-4544 Steering Bearing Installer Tool

FRAME & SUSPENSION TOOLS

SHOP EQUIP & TOOLS

HARD PARTS

CARB & FUEL

IGNITION/ELECTRICAL

CONTROL

SUSPENSION

ACCESSORIES



MOTION PRO KTM HEIM JOINT TOOL

Removes and replaces KTM Heim joints (# 50304090044) or after market equivalents. Aligns Heim joint for easy installation, the built in stop correctly centers Heim joint in swing arm. Aligns and installs Heim joint seals. Handle includes retention o-ring to hold Heim joint adaptors and Heim joint bearing in place

35-5845 Motion Pro KTM Heim Joint Tool



MOTION PRO SWINGARM BEARING TOOL

This tool is designed for installation of the swingarm bearings on late model Japanese motorcycles. Using the correct size insert (various sizes included in kit) and the puller, the bearing can be installed into the swingarm. Sold as a kit.

35-0213 Motion Pro Swingarm Bearing Tool



MOTION PRO T-STEM NUT WRENCH & BEARING ADJUSTMENT SPANNERS

Wrench allows for loosening/adjustment of the T-Stem nut and steering bearings on late-model motocross bikes. Spanner end allows adjustment of the T-Stem bearings without removing the triple clamps. Sold each.

35-7813 T-Stem Wrench, Hon 32mm

35-7814 T-Stem Wrench, Kaw 32mm

35-7816 T-Stem Wrench, Suz 32mm

35-7818 T-Stem Wrench, Yam 30mm

SHOCK SEAL HEAD SETTING TOOL

Allows easy removal and installation of all 40 - 46mm integral shock seal head assemblies.

35-8676 Shock Seal Head Setting Tool TSSS01



SAG MASTER™ SAG TOOL

The Sag Master makes measuring "Race Sag" fast, easy, and accurate.

35-8681 Sag Master™ SagTool



RACE TOOLS AXLE ALIGNMENT TOOL

The pro's choice for proper axle alignment. Adjustable, self-centering points are designed to rest in the swing-arm pivot and axle.

35-2507 Race Tools Axle Alignment Tool



RACE TOOLS SAG SCALE

Measuring suspension sag has never been easier. Insert the adjustable pin inside the axle to make accurate measurements in cm or inches. Instructions included.


35-2503 Race Tools Sag Scale



BEARING RACE & SEAL DRIVER

Install bearing races quickly and properly. Seven piece kit includes driver handle and 40, 45, 50, 59, 63, and 65mm discs.

35-9268 Bearing Race & Seal Driver



MOTION PRO ATV AXLE WRENCHES

Heavy duty shop tools made of heat treated steel. Four different models available:

35-5908 Honda ATV Axle Wrench 27 & 42 hex ends

35-0968 Yamaha ATV Axle Wrench 50mm axle nut
Fits YFS200 Blaster, YFB250 Timberwolf, YFM350 Big Bear, YFM350X Warrior, & YZF350 Banshee

35-2476 Honda ATV Axle Wrench 41mm

35-2477 Kawasaki/Suzuki 46mm axle nut



ATV LOCKNUT WRENCH

YFM400A/FA, YFM600FWA and YFM660F applications.

35-8540 ATV Locknut Wrench



FOUR IN ONE ALUMINUM HEX AXLE TOOL

Four metric sizes: 17, 19, 22 and 24mm
3/8" square drive on both ends

35-3601 Four in one Hex Axle Tool



35-8521 Two piece set

FINAL DRIVE COLLAR, BEARING & SEAL REMOVER / INSTALLER

All Yamaha shaft drive applications. Consists of two tools: Push Tool-1 for removing and Push Tool-2 for installation.

35-8521 YM-1255

MIDDLE GEAR BACKLASH TOOL

ATV Applications YFM200
35-8545 YM-01393



35-8545

MIDDLE GEAR BEARING RETAINER

Removal and installation tool for ATV applications.
YFM350FX / FW & YFM600FWA.

35-8550 YM-04129



35-8550

MIDDLE DRIVE GEAR LASH TOOL

All Yamaha Street and ATV shaft drive applications.
(except XV, XJ, XZ series)

35-8520 YM-01231

35-8520



PINION GEAR CLAMP

ATV applications.
YFM350FX / FW & YFM600.

35-8551 YM-04129



35-8551

HEX WRENCHES

35-8542 27mm YM-01363

35-8543 32mm YM-01364



35-8543

35-8542



35-8421

35-8434

DIAL INDICATOR GAUGE & MAGNETIC BASE STAND

35-8421 2-1/4" Dial Indicator Gauge with Magnetic Base Stand

35-8428 2-1/4" Dial Indicator Gauge only, 0" - 2-1/4" range in .001" increments

35-8447 Metric Dial Indicator Gauge only 0 - 5mm.

35-8438 Magnetic Base Stand only

35-8434 Flexible Magnetic Base Stand only

RING NUT WRENCH

YFM200 and YFM250 ATV applications.
35-8544 YM-01391



35-8544

MIDDLE DRIVE SHAFT NUT WRENCH

46mm, 12 point socket wrench. Use to remove the middle driveshaft nut on XJ650/750 engines.

35-8456 YM-04045-A



35-8456



35-8530

UNIVERSAL JOINT HOLDER SET

XV Virago series, XVZ12 / XVZ13 Venture & Venture Royale and VMX12 V-Max.


35-8530 YM-04062



GEAR HOLDER

Final drive gear holder for XVZ12 / XVZ13 Venture & Venture Royale and V-Max.

35-8518 YM-01229



35-8518

UNIVERSAL JOINT HOLDER

XZ550 Vision series and YFM350 ATV.

35-8539 YM-33214



35-8539

PINION REMOVER ADAPTER

XJ650 / XJ750 & XZ550 Vision.

35-8525 YM-01277



35-8525

FRAME SPANNER SOCKET

YZF-R6, XV1700. Sold each.

35-8574 YM-01471



35-8574

DRIVE SHAFT PULLER

XS1100 applications.
Must use with slide hammer

35-8526 YM-04012



35-8526

MOTION PRO BELT TENSION GAUGE

Compact design and graduated scale for easy reference. Designed to work with all belt drive models with a 10 lb. specification. (Harley-Davidson and Yamaha)

35-1066 Motion Pro Belt Tension Gauge



SHOP EQUIP & TOOLS

HARD PARTS

CARB & FUEL

IGNITION/ELECTRICAL


CONTROL

SUSPENSION

ACCESSORIES

PERSONAL WATERCRAFT TOOLS

SHOP EQUIP & TOOLS



INTERMEDIATE DRIVESHAFT HOLDER/REMOVER

YAMAHA
35-8559 YW-06355 Watercraft-WJ/WR500 Wavejammer & Waverunner.

35-8565 YW-38742 Watercraft-All 650cc engines (except WR650) and 701 & 1100cc, GP800W~Y, GP1200V~X, XL1200W Yamaha Superjet and Waverunner III
Sport Boats-All 1100cc engines, EXS1200, EXT1200, LST1200 (LS2000)

35-8658 YB-06552 Watercraft- GP800AZ, XA800Y~Z, SV1200X~Z, GP1200AY~AZ, XA1200X~Y, XA1200AZ

HARD PARTS

CARB & FUEL

IGNITION/ELECTRICAL

CONTROL

SUSPENSION

ACCESSORIES



COUPLER WRENCH

YAMAHA
35-8554 YW-06546 Watercraft-All 1100cc engines, GP1200V~X, XL1200W, SV1200X~Z
YW-06546 Sport Boats-All 1100cc boat engines, EXS1200, EXT1200, LST1200 (LS2000)

35-8558 YW-06551 Watercraft- GP800W~Z, GP800AZ, XA800Y~Z, GP1200Y~Z, XA1200X~Y, XA1200AZ
Sport Boats-XRT1200 (XR1800)

35-8563 YW-06365 Watercraft- WJ/WR500 Wavejammer & Waverunner, WR650LX

35-8566 YW-38741 Watercraft-All 650 (except WR650) and 701cc engines, Superjet and Waverunner III



STEERING CABLE LOCKNUT REMOVER

This tool is used to remove and install the steering cable locknut during cable replacement. Sold each.

35-8567 YW-41212 Yamaha WRA650 & 700

DRIVESHAFT HOLDER TOOLS

YAMAHA
35-8552 YB-06049 Watercraft-SJ650 & Waverunner III, All 700, 760, 800

Sport Boats-All 1100cc engines, EXS1200, EXT1200, LST1200 (LS2000)

35-8553 YB-06079-A Watercraft-WJ/WR500 Wavejammer & Waverunner

35-8657 YB-06151 Watercraft-FX140, XRT1200



GAUGE BLOCK


35-8564

Use for the adjustment height of motor in relation to hull.
35-8564 YW-06367 Yamaha Waverunner and Wavejammer.

SMALL END NEEDLE BEARING INSTALLER

Installs individual pins into small end needle bearing cage.

35-8614 YB-06107 Yamaha WJ/WR500



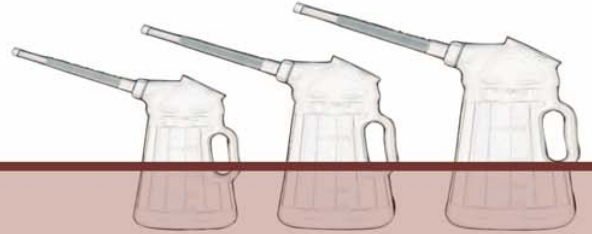
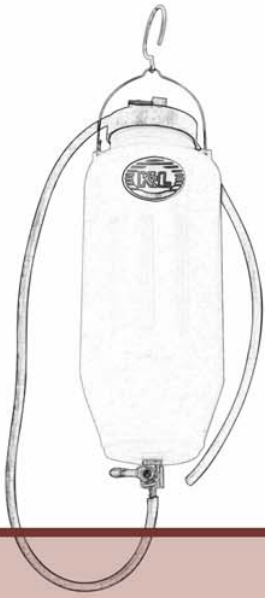
FLYWHEEL HOLDER TOOLS

YAMAHA
35-8556 YW-06547 Watercraft-All 760
35-8557 YW-06550 Watercraft-All 760, All 800, All 1200 135 & 155 hp
35-8568 YW-41528 Watercraft-All 1100



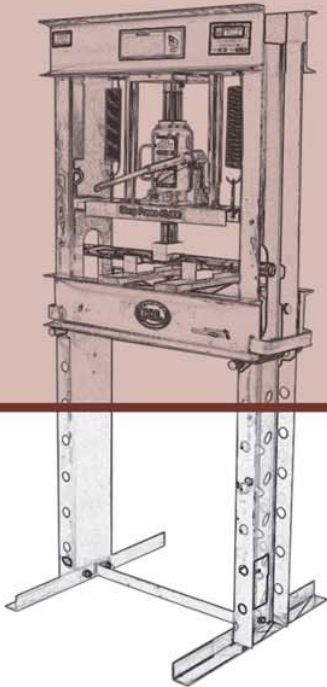


DRIVELINE BEARING TOOLS


35-8561 YW-06356 Bearing & Seal Installer Yamaha WJ/WR500
35-8562 YW-06364 Center Drive Shaft Bearing Remover Yamaha WJ/WR500



Shop Equipment Shop Supplies



SHOP EQUIP & TOOLS



35-4001

35-4002

HARD PARTS



U-Block sold as an option

CARB & FUEL



37-9632

IGNITION/ELECTRICAL

20-TON HYDRAULIC PRESS

- All Welded Steel Construction
- Reinforced head Plates
- 20-ton jack included
- **Made in U.S.A.**

37-9632 20-Ton Hydraulic Press only with jack (U-Blocks sold separate)


OPTIONAL ACCESSORIES

- 35-4001 Split Bearing Puller 2-1/4" max. reach
- 35-4002 Split Bearing Puller 4-1/4" max. reach
- 35-9443 36mm Fork Tube U-Block (for 33 thru 36mm tubes)
- 35-9447 40mm Fork Tube U-Block (for 37 thru 40mm tubes)
- 35-9448 43mm Fork Tube U-Block (for 41 thru 43mm tubes)
- 35-9449 46mm Fork Tube U-Block (for 44 thru 46mm tubes)
- 35-9416 49mm Fork Tube U-Block (for 47 thru 49mm tubes)
- 35-9420 52mm Fork Tube U-Block (for 50 thru 52mm tubes)

CONTROL

SUSPENSION

ACCESSORIES



CRANK BEARING/GEAR PULLER SET

Used to pull both gears and bearings from cranks.

35-9603 Crank bearing and gear puller set



UNIVERSAL BEARING PACKER

A fast simple way of applying grease to bearings. Just place bearing between plastic cones, tighten and apply grease through fitting on end of threaded shaft. Forces out old grease and evenly injects fresh grease.

35-9806 Universal Bearing Packer

MANUAL BEARING PACKER

Packs 50 to 60 bearings without refilling. Use on all cage-type roller or ball bearings up to 2" bore. No air line or grease gun required. Use to flush out old grease with new.

35-9816 Manual Bearing Packer



CV-2 SYNTHETIC GREASE

CV-2 contains a red organic moly and possesses a very high melting point, excellent water washout resistance and superior anti-wear. Use for wheel bearings, high-angle and conventional CV-joints, chassis lubrication and high-temperature industrial equipment.

35-1342 CV-2 Synthetic: 14 oz. tub

35-1373 CV-2 Synthetic: 14 oz. tube



EXCLUSIVE

K&L CARB SERVICE STAND

Conveniently positions carburetors at ideal height and allows 360° rotation for easy access. Parts storage base can be bench mounted. Ideal for single and multi carbs. Included expansion plugs hold carbs with openings from 22mm to 41mm I.D. for unobstructed use.

35-7679 K&L Carb Service Stand

SHOP EQUIP & TOOLS

HARD PARTS

CARB & FUEL

IGNITION/ELECTRICAL

CONTROL

SUSPENSION

ACCESSORIES

OSHA COMPLIANT GAS CADDY

Fuel to go for your shop or garage!
Gas Caddy features include:

- 25-gallon capacity.
- Ground wire
- Hose Nozzle sized for M/C filler necks
- Rotary pump siphons and dispenses fuel

35-2410 OSHA Compliant Gas Caddy

Important Safety Note:

This product is intended for **Shop Use ONLY**. Do not use to transport fuel in a motor vehicle, pickup truck, or trailer.



Patent Pending

GAS CADDY PUMP ONLY

Fits early model K&L and other popular Gas Caddies. Includes hose with nozzle and ground strap.



35-2411 Gas Caddy Pump



PORTABLE AUXILIARY GAS & FAN CADDY

This tool offers mobility by centralizing all required tools on one easy to use fixture and features an additional shelf for increased storage. Constructed of square tubing, the height is adjustable up to 68" with hooks to attach gauges and fuel bottles. The stand is UPS shippable, and is finished in blue powder coat.

35-9453 Portable Auxiliary Gas & Fan Caddy



EQUIPMENT SHOWN NOT INCLUDED



11 GALLON FUEL PAL

The Fuel Pal holds up to 11 gallons of fuel, handles easily and rolls to the dispensing site. Addresses the problem of having to store numerous cans or tanks and eliminates the need to make frequent trips to the gas station to refill small containers. Special features include 11 gallon capacity, 6' long UL listed hose approved for fuel use, brass shut-off valve, polypropylene wheels which roll easily, molded in handle. Optional manual pump available.

35-9032 Fuel Pal

35-9333 Optional Manual Pump



FLUID EVACUATOR

The Fluid Evacuator is a portable, hand operated transfer system with a 6.5 liter (1.7 gallon) capacity. The reservoir is made of polyethylene, and can safely hold oil, coolant, and brake fluid.

35-9042 Fluid Evacuator

35-9334 Fluid Evacuator Brake Bleeding Accessories Kit



CREEPER SEAT

Just right for all kinds of low work. Has big 14" x 18" lower shelf for holding tools, etc. Padded seat for comfort and 3" casters for mobility.

35-5398 Creeper Seat



AIR ACCESSORIES AND BEAD BLASTER

SHOP EQUIP & TOOLS

HARD PARTS

CARB & FUEL

IGNITION/ELECTRICAL

CONTROL

SUSPENSION

ACCESSORIES



5 GALLON PORTABLE AIR TANK

Air to go! This tank is perfect to bring on site when you don't want long lengths of hose to trip over. Great to top off customers' tires without having to roll bikes into service. Make sure to have one of these in your Service Department, you'll be glad you did.
37-8160 5 Gallon Portable Air Tank



SAND BLAST CABINET WITH DUST COLLECTOR

Top and side door opening. Thick 18 gauge steel wall construction with steel legs. Cabinet is 37" wide x 25" depth x 59" height. Window measures 7" x 18". Uses 110V power. Trigger gun operation, 14CFM @ 90-100psi. **Made in U.S.A.** Shipping weight 175 lbs.
37-8347 Sand Blast Cabinet

OPTIONAL ACCESSORIES for 37-8347 & 37-8348

- 35-8329** Aluminum Oxide-Fast cutting, hard-13 lbs.
- 35-8328** Glass Beads-Light, dust free-10 lbs.
- 37-8356** Glass Bead Media-100/170 grit-50 lbs.
- 37-8358** Walnut Shell Media-20/30 grit-50 lbs.
- 35-8531** Recoil Air Hose, 12' length, yellow
- 35-8533** Recoil Air Hose 25' length, yellow with swivels

1/8" NPT MALE THREAD TIPS FOR BLOW GUN

- 35-8536** Needles Tip Kit: five assorted nozzles- .134", .095", .065", .050" and .042" with storage case.



AUTOMATIC HOSE REEL

Hose withdraws freely from reel and retrieves quickly and positively. Ratchet holds hose at any desired length until released. Easily installed on ceiling, wall or floor.

- 35-8535** Automatic Hose Reel with 25' of hose. Shipping weight 22 lbs.



RECOIL NYLON AIR HOSE

Rated for working pressures to 200 PSI. Both ends swivel 360 degrees. Automatically retracts when not in use. Hose I.D. is 1/4" by 1/4" NPT swivel fitting.

- 35-8531** Recoil Air Hose, 12' length
- 35-8533** Recoil Air Hose, 25' length with swivels



RUBBER TIPPED BLOW GUN without safety bypass

Excellent for cleaning delicate surfaces where a metal tip might scratch or otherwise harm critical areas. **Caution: Do Not Use** on compressed air lines where pressure at the gun exceeds 30 PSI.

- 35-8548** Rubber Tipped Blow Gun
- 35-8549** Replacement Rubber Tip only

STRATA-FLO BLOW GUN with safety bypass

The unique Stra-Flo design prevents excessive pressure build up.

- 35-8546** Strata-Flo Blow Gun



AIR LINE FILTER

Provides effective filtration against liquid and solid particles entering compressed air systems. Sold each.

- 35-8751** Air Line Filter

RAPIDAIR COMPRESSED AIR ROUTING SYSTEM

RAPIDAIR COMPRESSED AIR ROUTING SYSTEM

The RapidAir system offers an easy and flexible way to customize any Service Department to your specifications. RapidAir is a complete compressed air distribution system that easily installs beneath walls of new buildings, or on wall surfaces of existing shops. This compressed air piping system is designed for a lifetime of service. Imagine putting air lines exactly where you want them, just like electrical outlets, with no more dragging hoses across the shop to your work area. Even better, no special tools are required. Simply push the tubing into the fitting until seated; tubing is removed by pushing on a release button.

BENEFITS:

- No special tools/skills needed for installation
- Can be run thru the wall for clean look (check local building codes before installation)
- Short installation time & inexpensive materials
- Corrosion free tubing and fittings
- Aluminum outlet blocks give a clean professional look



Made in USA

SHOP EQUIP & TOOLS

HARD PARTS

CARB & FUEL

IGNITION/ELECTRICAL

CONTROL

SUSPENSION

ACCESSORIES



Air Compressor Manifold

Starting point for your system. Includes 3/8in. NPT fitting to mount to air regulator. Can be configured for surface or hidden mounting. Includes four 3/8in. NPT straight fittings, 2 union elbows and a 3/8in. NPT plug

37-8798 Compressor Manifold



Air Compressor Outlet

Outlet features a versatile design that allows user to configure outlet for wall or ceiling mount and hidden or surface mount.

Includes 3/8in. NPT straight fitting, union elbow, hand valve, 1/4in. NPT nipple, 1/4in. NPT 45° fitting and 3/8in. NPT plug

37-8797 Air Compressor Outlet



Master Start-up Kit

This is the starting point for your own custom installation in one convenient package that includes the following items.

- One Manifold Kit
- 2 Outlet Kits
- 100 ft of line with tubing cutter

37-8796 RapidAir Start-Up Kit



Nylon Tubing Air Compressor Line

- 100 ft roll comes with tubing cutter
- 150 psi working pressure
- Compressor oils do not effect line
- 1/2" outside diameter

37-8799 Air Compressor Line, 100'



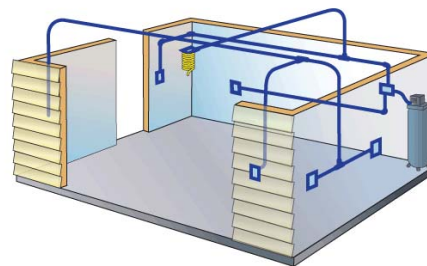
37-8800
3/8 NPT Straight



37-8813
Union Elbow



37-8801
Tee Fitting



LISTA



Made in USA

LISTA MOBILE STORAGE CABINETS


When you need storage plus mobility, Lista mobile cabinets provide safe and secure storage and transport for parts and tools. These storage cabinets organize and maximize use of shop space. Designed to provide years of problem free high density storage.

- Includes mobile base with casters, individual drawer latches and handles.
- Tip® locking system prevents accidental tipping.
- Complete organization of tools, parts, and components
- Includes lock and 2 keys.
- Call your sales rep for additional info.
- A regional LISTA rep can be sent to your location for custom designs.

ULTRASONIC PARTS CLEANERS

SHOP EQUIP & TOOLS

HARD PARTS



K&L POWERSONIC BENCHTOP PARTS CLEANERS

These Ultrasonic cleaners offer:

- Fully insulated stainless steel tank
- Self-Draining Basket (Optional)
- Adjustable thermostatically controlled heat
- Digital timer
- Lifetime Warranty on Heater



Important Note: These are Benchtop cleaners and are NOT intended for continuous (All-day) duty. Please contact K&L for information on Industrial models that are designed for continuous (All-day) duty.

CARB & FUEL

IGNITION/ELECTRICAL

37-3612 K&L 1.5 Gallon Compact ultrasonic cleaner

Tank Size: 11.75" L x 6" W x 6" D

37-3613 Basket for 1.5 Gallon Cleaner

37-3617 K&L 3.25 Gallon Benchtop Cleaner

Tank Size: 11.75" L x 9" W x 8" D

37-3619 Basket for 3.25 Gallon Cleaner

37-3614 K&L 7 Gallon Benchtop Cleaner

Tank Size: 19.75" L x 11.75" W x 8" D

37-3615 Basket for 7 Gallon Cleaner



PARTS CLEANING BASKETS

Available in the following sizes:

35-6671 2-3/8" W x 7" H with lid

35-6674 4-1/2" W x 7" H with lid

35-6675 9" W x 8" H basket only-Lid not included. Sold as an option.

35-6677 Lid for 9" x 8" basket only. Not included with **35-6675**.

35-8826 Small Parts Cleaning Basket. Durable wire mesh basket with hook and galvanized steel cover prevents losing small parts while cleaning.

CONTROL

MODEL 1913 ULTRASONIC PARTS WASHER

Specifications:

26" L x 23" W x 34" H

(with lid open add 18" to width)

Cleaning Tank: 19" L x 13" W x 14" D

Total Liquid Capacity: 15 gallons

Ultrasonic Power: 1800 watts peak /

900 watts avg. All stainless steel

construction. Adjustable ultrasonic

power 40 kHz dual bonded transducers.

7-day programmable heat timer

Insulated tank. Heavy duty locking

casters. Easy operation and

maintenance.

One year warranty on entire unit



SUSPENSION

ACCESSORIES

37-2716 Model 1913 Ultrasonic Cleaner

37-2715 Basket for 1913 15 x 15"

37-2714 1913D w/ filtration, allows the operator to skim away any floating contaminants.

38-2376 Soap for Ultrasonic Cleaners.
(6 oz soap to 1 gallon of water.)



Made in USA



DELUXE BARREL PUMP

- Adjusts to quarts or liters per single stroke
- No drip recovery
- Eliminates messy oil drums
- Includes Telescoping suction tube
- Smooth, easy pump action
- For oils, fuels and non-corrosive solvents

35-4777 Deluxe Barrel Pump



18 GALLON OIL EXTRACTOR

Fully equipped mobile, pressurized evacuation unit for suction of oil. Clean, easy way to remove used oils and fluids from engines through dipstick tube or other convenient openings. Includes set of four suction wands (rigid and flexible). ASME approved 18 gallon. Shipping weight 75 lbs.

35-8346 18 Gallon Oil Extractor

39-8362



39-8366

DRUM FUNNEL

Eliminate overspills while pouring. Large surface area permits drainage of multiple containers simultaneously. Highly durable, it will resist rust, dents and other chemicals and give many years of troublefree service. Fits all types of 55 gallon drums.

39-8362 Drum Funnel. (Yellow)

SPILL PAN

Spill Pan is constructed of heavy-duty polyethylene that will resist rust, dents and fluids or chemicals. Catches small drips, leaks or spills that could make your work area unsafe or hazardous. The Spill Pan is octagonal in shape and will hold 5 gallons of spilled liquid.

39-8366 Spill Pan. (Black 8" height x 32-1/2" diameter)



OIL DRAIN SYSTEM

This system lets you drain up to 10 gallons of oil into the on board tank. When full, just connect shop air to the tank with the supplied fitting, then transfer the used oil into your own container for disposal. This unit is portable, and rolls on 6" wheels. The drain pan and arm adjust to fit both motorcycle and ATV applications.

35-3500 Oil Drain System. Heavy duty steel, 10 gallon capacity

New!



7 QUART DRAIN PAN

Every shop needs these! 7 quart size is ideal for motorcycle work. Low height makes this pan easy to slide under cases; and the flat base helps keep things stable on the table. Molded in handles make carrying easy, great for over the counter sales as well.

Measures 13.5" x 11" 7x 4"
35-7796 7 Quart Drain Pan



AUXILIARY GAS TANKS

These impact resistant, graduated tanks takes the place of the original gas tank while performing carb and injector synchronization. Includes four feet of 1/4" fuel line and brass petcock. Sold each.

- 35-6897** K&L Portable Gasoline Tank (Non F.I. apps.)
- 35-8165** K&L 3-Liter Auxiliary Tank for fuel injected apps. Large Capacity bottle allows extended run time, cooler fuel.
- 35-3035** Motion Pro Deluxe Auxiliary Tank for fuel injected apps.



SURE SHOT SPRAYER

1 qt shop size spray container. Fill with contact cleaner, penetrating lubricant, or degreaser, then add compressed air.

- 35-9735** Sure Shot Sprayer. (1qt)
- 35-9731** Sure Shot Sprayer Repair kit

K&L DELUXE SHOP APRON

Great for those times when you're working around the shop and don't want to change into coveralls. Made of quality blue cloth with our logo imprinted in yellow on the front.

- 46-8840** K&L Deluxe Shop Apron (with side storage pockets)



MECHANIC'S GLOVES

Latex-free nitrile gloves. Hand protection when working in shop. Features include:

- Textured grip
- Powder-free
- Non-sterile
- Ambidextrous

- 39-4991** Mechanic's Gloves. (large)



SCRUBS® IN-A-BUCKET HAND CLEANER TOWELS

Heavy-Duty Hand Cleaner Towels with proven pumice performance. Loosens, dissolves & absorbs dirt, grease, oil, paint, adhesive, tar, caulk and more.

- Antibacterial, contains Triclosan
- Conditions and softens hands
- 72 towels per bucket


- 35-0780** Scrubs® In-A-Bucket Hand Cleaner Towels



OIL FILLER CANS

These are tough, durable plastic cans. *Made in Japan.*

- 35-3919** 1 liter can
- 35-3920** 2 liter can
- 35-3921** 5 liter can
- 35-3968** Replacement Oil Filler Can Spout only, no cap. Fits the above Oil Filler Cans.



1 LITER FLUID FLASK

1 liter capacity flask features a flexible spout for greater control while filling or topping off fluids. Safe for use with petroleum based products.

- 39-3899** Fluid flask



RATIO-RITE MEASURING CUP

Measures in ounces and cc's. Use for filling forks, shocks, engine oil, etc. Also has mixing ratio scale for accurate oil/gas premix. Sold each.

Note: Lid not included with Ratio Rite.

- 39-4061** Ratio-Rite Measuring Cup
- 39-4062** Lid for Ratio Rite



GRADUATED CYLINDERS

Plastic beakers, graduated in cc's.

Made in Japan. Two sizes:

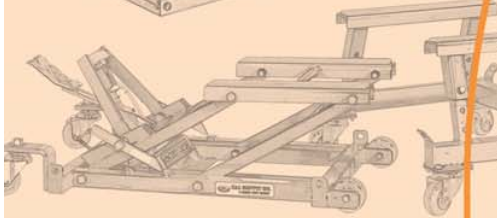

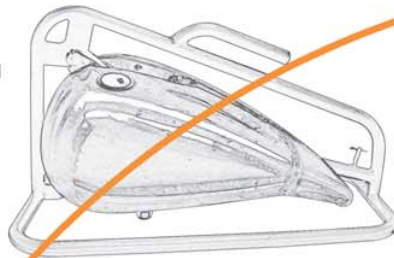
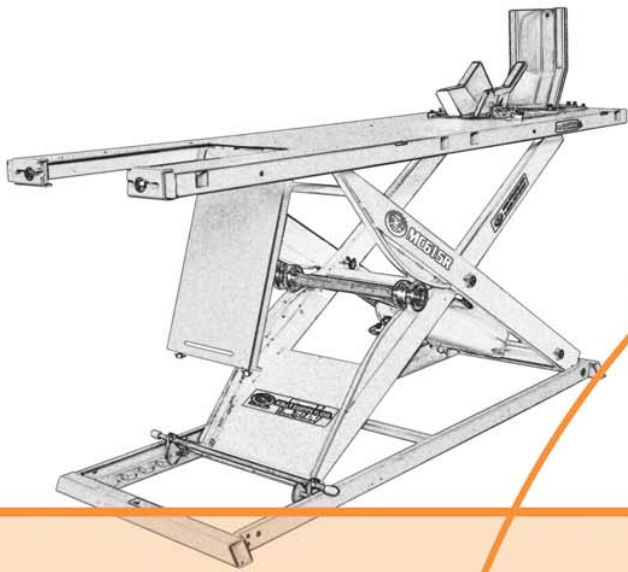
- 35-3917** 500cc
- 35-3918** 250cc

ACCU-FLO POUR SPOUT

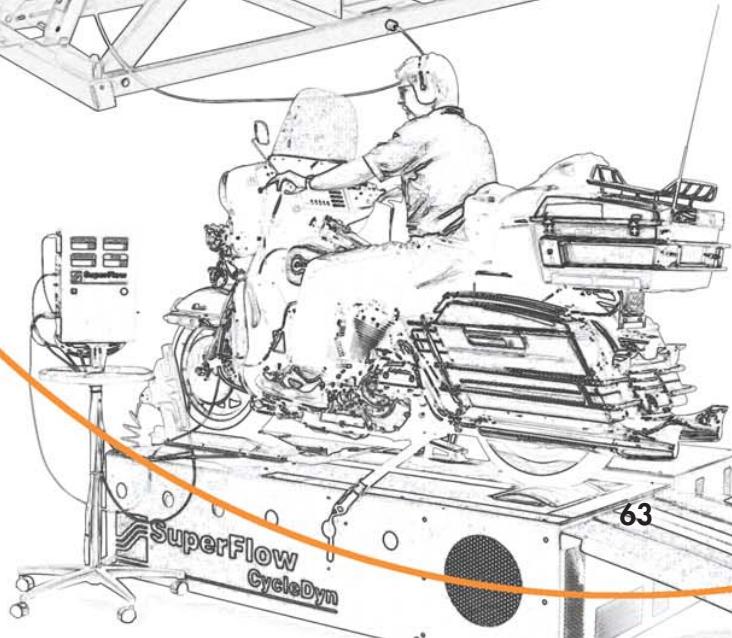
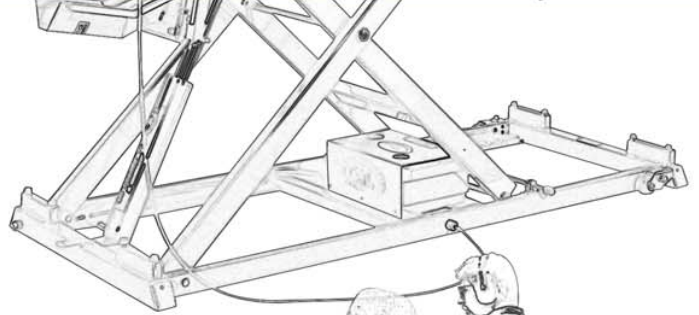

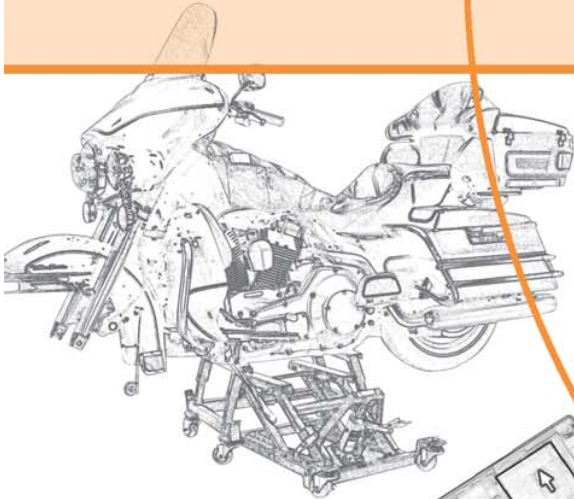
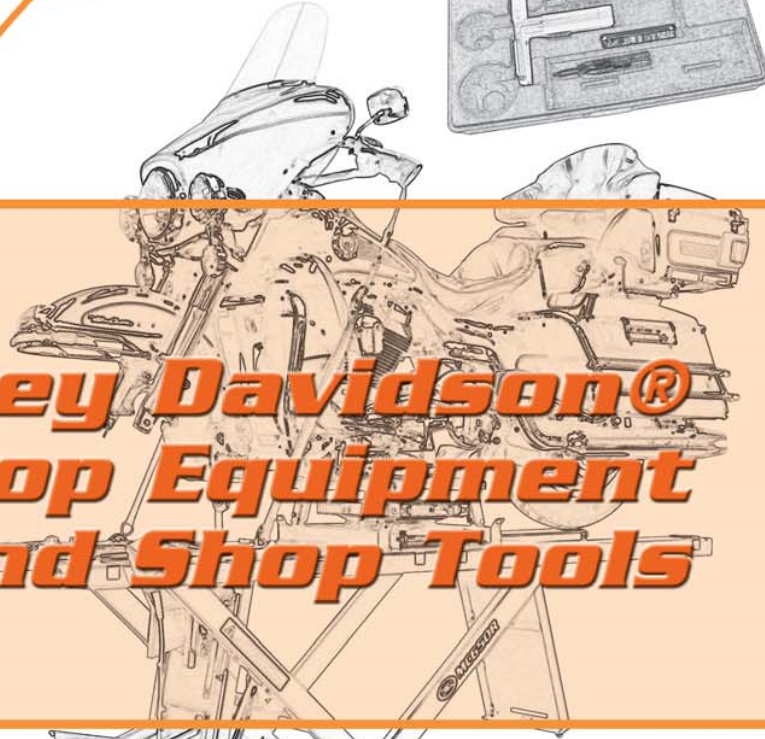
A truly unique, one-handed pouring spout. Just a twist of the wrist and the steel ball starts or stops flow. The transparent cylinder lets you see amount of fluid being poured. Sold each.



- 39-4086** Accu-Flo Pour Spout



Harley Davidson® Shop Equipment and Shop Tools



ALTERNATOR ROTOR REMOVER

This tool is a must have for 45 AMP charging systems. Protect the threads on the sprocket shaft from damage while pulling the rotor free from its magnetic hold. Use on FL and Ultra models 1997-present.
35-5172



35-5172

SNAP-RING TOOL

This tool will remove and install the Timken® bearing outer race snap ring without damage to case. A must for replacing rings in cases without inserts. Use on Big Twin - 1969-present. *(Note: Includes Twin Cam 88™, Aftermarket and S & S® motors.)*
35-5170



35-5170

FOUR SPEED TRANSMISSION MAIN SEAL INSTALLING TOOL


Use to install and remove main seal in all 1936-76 4-Speed transmissions as well as installing all other Big Twin main seals. This tool will push the seal in as flat and as possible to .050" below housing for a no leak fit. Use on Big Twin 1941-79.
35-5186



35-5186

EXHAUST STUD DRILL PLATE

Designed to guide and align bit in order to drill out broken exhaust studs. A follow up with a tap is all that is needed to clean up threaded hole. This tool can be used with motor in the frame in most cases. For use on Big Twin 1984-present, Buell® 1987-present, Sportster® 1987-present. *(Note: Includes Twin Cam 88™ and all aftermarket heads.)*
35-5138



35-5138

TWIN CAM WRISTPIN REMOVER

This tool cuts the time it takes to remove wrist pins and can be used easily by one person. Use on all models including Twin Cam 88™.
35-5114



35-5114

WHEEL BEARING REMOVER & INSTALLER KIT

Kit is designed for use on all 2000 to present Twin Cam 88™ series sealed bearing wheels as well as all 2000 Sportsters®, Buells® and Buell® Blast.
35-5520 Wheel Bearing Remover & Installer Kit




35-5520

MOTION PRO FORK CAP NUT SOCKET

For removal and installation of the fork cap nut on most Big Twin & Sportster® models. This thin socket measures only 9/32" deep x 1-3/8" and is only 5/8" tall to fit under the handlebar. It's shallow depth prevents contact and damage of the chrome triple clamp. *Made in U.S.A.*

35-7921 Fork Cap Nut Socket



35-7921



35-7924

MOTION PRO SWINGARM PIVOT BEARING PULLER

Used for removal and installation of the swingarm pivot bearing on Harley Davidson® Softail® swingarms and the Springer® front fender mount bearing. *Made in U.S.A.*

35-7924 Swingarm Pivot Bearing Puller

K&L ADJUSTABLE SPLIT FORK SEAL DRIVER SET

Replace fork seals without removing the inner fork tube from the T-clamp.

35-7568 K&L Adjustable Split Fork Seal Driver Set. (Harley Davidson®) Set includes: one Split Seal Driver and three Seal Guides 35mm, 39mm, 41mm. Use for OEM H-D® KYB & Showa forks.



REPLACEMENT SEAL GUIDES (ADAPTERS) Sold each.

35-7522 35mm **35-7566** 39mm
35-7560 41mm **35-7569** 49mm (not in kit 35-7568)

REPLACEMENT SPLIT SEAL HAMMER Sold each.

35-7576 Split Seal Hammer-fits 35, 39, 41mm adapters
35-7577 Split Seal Hammer-fits 49mm adapter (not in kit 35-7568) Use with **35-7569** 49mm






35-5380



CAM/CRANK SPROCKET LOCK TOOL

This tool allows technicians to lock the cam and crankshaft sprockets in place to properly remove, replace and torque the sprocket bolts. Made from non-marring-delrin. Use on all Twin Cam 88™. 35-5380



35-5118



35-5310

INNER CAM BEARING REMOVER TOOL

Designed like our popular single cam bearing tool, it easily removes the cam bearings without damaging the crankcase. This tool also keeps the pin rollers from falling into the crankcase. All Twin Cam 88™. 35-5310

CAM CHAIN TENSIONER TOOL

This tool unloads the pressure on the primary and secondary chain tensioners to assemble cams. Will also check spring loads on chain tensioners. 35-5118

CAMSHAFT REMOVER & INSTALLER

This multi-function tool will remove and replace front and rear camshafts and the ball bearings in the new Twin Cam 88™. It provides precision alignment of the camshaft to ensure a smooth press in and out of the support plate. All Twin Cam 88™. 35-5119



35-5119

CAM BEARING REMOVER

Once the camshafts are removed from the support plate, this tool will remove the bearing from the camshaft. Unlike a general purpose puller, this tool was designed to remove the bearing straight, with no slipping or binding. All Twin Cam 88™. 35-5122



35-5122

BIG TWIN SPROCKET LOCKER

Use to lock final drive sprocket. For removing and installing sprocket nut use with JIMS® tool No. 94660-37A. Big Twin 1980-present Belt Driven and Twin Cam 88™ A and B. 35-5183



35-5183

TRANSMISSION COVER BEARING REMOVER AND INSTALLER


This tool will remove and replace the transmission door bearings. It can also be used to remove the transmission door for replacement without removing the complete transmission assembly. Door bearings must be replaced if using this tool to pull door off case. 35-5198



35-5198

CYLINDER TORQUE PLATES

Torque plates are essential to check cylinder measurements accurately, allowing you to duplicate cylinder stress conditions during boring and honing. Plates are laser etched with the correct torque sequence for big bore cylinders. For use on all Twin Cam 88™, JIMS® T/C Big Bore Cylinders and all Big Bore Cylinders up to 4-1/8". 35-5115



35-5182

MAINSHAFT BEARING RACE TOOL

Use to remove and install the bearing inner race on the transmission mainshaft. Use on Big Twin Late 1984-present and Twin Cam 88™ A and B. 35-5182



35-5115



UNIVERSAL PISTON SUPPORT PLATE

Use this tool to support the piston and protect the case deck surface when installing rings. All H-D® style engines.

35-5455 Universal Piston Support Plate





WRISTPIN CIRCLIP REMOVAL TOOL

Easily installs and removes wire type wristpin clips without damage. For use on Harley-Davidson® EVO circlips only. Made in U.S.A.

35-2269 Wristpin Circlip Removal Tool. Does not work on twin cam.

PISTON RING FILER

File piston rings with this portable rotary file. Use to accurately size any make or diameter ring. Filer includes extra hard, fine-grit carbide coated cutter.

35-8725 Piston Ring Filer

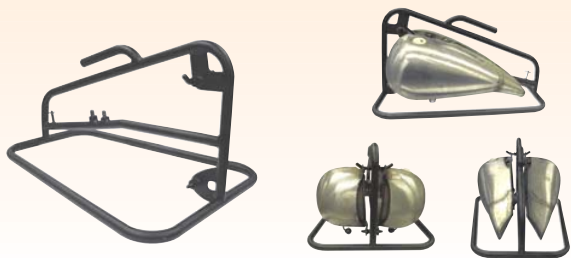
35-8726 Replacement file for **35-8725** (not shown) Extra hard, fine-grit carbide coated cutter file for long life.



MOTION PRO PUSH ROD TOOL

This Push Rod Tool installs the clip in the Harley-Davidson® push rod tube. The flat portion of the Push Rod Tool slips under the cylinder head while the cupped end fits over the bell in the tube. It is then used to compress the spring allowing for easy access to the spring cap retainer.

35-9771 Motion Pro Push Rod Tool



K&L 2 PIECE GAS TANK STAND

Designed for use on 5-gallon "flat side" gas tanks. (Softail® models from 1984-2000) Keeps gas tank off your workbench or shop floor. The gas tank stand mounts are modeled after a stock frame for ease of installation. Built with 1" steel tubing, it is strong enough to hold tanks with fuel. Two-piece design breaks down for ease of shipment and storage. Black powder coated, for rust-free life. UPS shippable.

35-7678 K&L 2 Piece Gas Tank Stand



WHEEL BEARING REMOVER SET for H-D®

Three piece set includes 3/4", 1" split collar adapters and large driver rod. Split collar design.

35-5550 Wheel Bearing Remover Set for H-D®.



NEWAY HARLEY-DAVIDSON® KIT KM-2451

**** Note: Same as KM2450, with the addition of 140-7.02 solid pilot.**

| | |
|----------------|---|
| 622H | Cutter - 1-1/2" dia. 31° x 46° |
| 205 | Cutter - 1-1/2" dia. 60° |
| 293 | Cutter - 1-3/4" dia. 60° |
| 642H | Cutter - 1-3/4" dia. 31° x 46° |
| 140-5/16 | Solid Pilot - 5/16" dia. -3, -2, -1, STD., +1 |
| 140-11/32 | Solid Pilot - 11/32" dia. -4, -3, -2, -1, STD., +1 |
| 140-3/8 | Solid Pilot - 3/8" dia. -2, -1, STD., +1, +2, +3, +4 |
| | 140-7.02 Solid Pilot - 7.02 mm |
| TW505 | T-Wrench |
| CA160 | Case |
| KACC246 | Accessories Kit |
| 37-9367 | Harley-Davidson® Kit |
| 37-9364 | Harley-Davidson® V-Rod Kit (optional Valve Seat Cutter Kit for V-Rod applications) |



VALVE LAPPING TOOL

Set includes vacuum stick, 3/4" and 1/4" diameter rubber cups.

35-8998 Valve Lapping Tool

JET DRIVER

35-2270 Jet Driver. Perfect for removal of jets from small recessed passages.



CLOVER VALVE LAPPING COMPOUND KIT

The world famous green can with the four leaf clover. For seating valves, mating gears, and sharpening. Sold as a kit with coarse 120 grit (roughing) and 280 fine grit (finishing).

35-0309 Clover Valve Lapping Compound Kit



OIL FILTER SOCKET

Designed with two rubber protected spikes that allows easy removal and installation of oil filter.

35-0349 Oil Filter Socket



CLUTCH SPRING COMPRESSOR

This rugged tool is made for compressing the clutch spring on most Harley-Davidson® 1340cc models from '90-'01, all XLH883/1200cc models from '91-'01 and Buell® models from 97-01. Sold as a kit.

35-7920 Motion Pro Clutch Spring Compressor





MOTION PRO SAE T-HANDLE SET

T-Handle features include chrome vanadium tool steel deep six point sockets with a carbon steel T-style handle. Finished in nickel-pewter. The deep sockets allow for nuts to be driven over long threaded bolts.

35-0945 Motion Pro SAE T-Handle Set. Includes 5/17", 3/8", 7/16", 1/2", 9/16", 5/8", 11/16", & 3/4"



BONDHUS SAE HEX T-HANDLE SET

Plastic coated, tapered, cushion grip handles make for easy and comfortable use. Hex wrenches allow for getting at those hard to reach allen screws.

35-0569 BONDHUS SAE Hex T-Handle Set. 10 sizes: 3/32", 7/64", 1/8", 9/64", 5/32", 3/16", 7/32", 1/4", 5/16", 3/8"



BONDHUS SAE BALL HEX KEY SET

Designed with a ball profile on the long arm. This feature provides 360° of rotation at up to a 30° angle.

35-0580 BONDHUS SAE Ball Driver Set. 13 sizes: 050", 1/16", 5/64", 3/32", 7/64", 1/8", 9/64", 5/32", 3/16", 7/32", 1/4", 5/16", 3/8"

BONDHUS TORX KEY SET (STAR WRENCHES)

High quality black coated "L" wrenches with torx on both ends.

35-0568 BONDHUS TORX Key Set Star Wrenches). 8 sizes: T9/ T10/ T15/ T20/ T25/ T27/ T30 & T40.



MOTION PRO ROCKER BOX WRENCH



Reaches 3/16" rocker box allens on BigTwins, Buells®, & Sportsters®.

35-7996 Rocker Box Cover Wrench, 3/8" drive.



35-8286



35-8276

CRANKSHAFT RATCHETING WRENCH

Great for checking engine timing & parts clearance. Wrench is offset so the handle will not interfere with motor case. Reversible ratcheting action so crankshaft can easily be reversed.

35-8286 Crankshaft Ratcheting Wrench. Ten spline-Use for rotating the crankshaft on all Harley® Evolution 1340cc motors

ROCKER BOX RATCHET

This chrome plated, vinyl grip ratchet is 9-3/4" long with reversible ratcheting action. Low profile design allows clearance between the frame & engine. Comfortable ergonomic grip will not scratch chrome while working on rocker box cover. Use for installation & removal of all Harley-Davidson® Evolution motor rocker box covers.

35-8276 Rocker Box Ratchet. Includes one 3/16", 1/4" drive replaceable bit.

35-8278 Rocker Box Ratchet replacement bits. Includes qt. 3 3/16", 1/4" drive allen bits



TWIN CAM HEAD BOLT WRENCH

Removal and installation of Twin Cam 88 rocker cover hardware is no longer a problem with this Rocker Box Bolt Wrench. This wrench also features black oxide finish and a non-slip rubber covered steel handle.

35-0357 Twin Cam Head Bolt Wrench



FORK CAP WRENCH

Steel construction with black oxide finish and a rubber sure grip handle. Designed to remove 35mm fork caps. Sold each.

35-0348 Fork Cap Wrench - 35mm



REAR AXLE NUT WRENCH

For all applications with 36mm rear axle nuts. Non-slip rubber handle for positive grip when turning.

35-0355 Rear Axle Nut Wrench - 36mm



INTAKE MANIFOLD WRENCH

Reversible ratcheting box wrench with 1/4" ball-end allen socket. Removes and installs exhaust manifold head cap screws.

35-3975 Intake Manifold Wrench

SHOP EQUIP & TOOLS

HARD PARTS

CARB & FUEL

IGNITION/ELECTRICAL

CONTROL

SUSPENSION

ACCESSORIES

SHOP EQUIP & TOOLS



TWIN TUNER*

Twin Tuner allows you to adjust fuel injection to match the requirements of performance parts including camshafts, free flowing exhausts, and low restriction air filters. You can also add or subtract fuel.

FEATURES:

- Increased horsepower
- Improved throttle response
- Easy plug-in installation and setup
- Compact size – only 4”L x 2”W x 1/2”H
- Can use Dynojet Power Commander maps
- Compatible with Twin Scan II+ Tuning Aid
- Fits 01-09 F.I. & 03-06 carbureted Big Twins (Except FLH)
- Also works on 99-08 Buell models w DDFI**

****Note: ask for details on these applications**

35-2251 Twin Tuner Fuel Injection Controller

**Not legal for use or sale on pollution controlled vehicles.*

HARD PARTS



TWIN SCAN II FOR HARLEY-DAVIDSON MOTORCYCLES®

The new Twin Scan II provides diagnostic capabilities not found in any other available tools and is especially useful for diagnosing hard to find intermittent trouble codes. Minimum PC requirement is a 300 MHz Pentium running Windows 98/ME/XP/Vista .

FEATURES:

- Reads and clears diagnostic trouble codes from ECU (engine control unit), TSSM (turn signal/security module), speedometer, and tach.
- Real time display of engine data on instrument panel type display.
- Built-in data logging stores up to an hour of data. Includes two analog inputs for air /fuel ratio (AFR). Twin Scan II units can be upgraded to Twin Scan II+ for use as tuning aid, see pn 35-2249 below.

35-2247 Twin Scan II for 2001-2009 fuel injected models with Delphi® system (inc. V-Rod®) and 03-06 carbureted models with 12 pin ignition module

CARB & FUEL

IGNITION/ELECTRICAL



CONTROL



TWIN SCAN II + TUNING AID FOR SCREAMIN' EAGLE® RACE TUNER

This is the ideal tuning aid for Screamin' Eagle® Race Tuner (SERT). Twin Scan software analyzes logged data and displays front and rear cylinder air /fuel ratio (AFR) and the required volumetric efficiency (VE) correction (in percent) with the same RPM rows and throttle position sensor columns used in the SERT tables. You can add data from an unlimited number of files that you previously saved. The data will be analyzed and incorporated into the table. Twin Scan II+ can be purchased as a complete kit, or as an upgrade for Twin Scan II customers. Twin Scan II + can be used with Twin Tuner (35-2251) and Power Commander maps.

35-2248 Twin Scan II+ Kit (includes Twin Scan II, WEGO II Interface, two Bosch LSU 4.2 wide-band oxygen sensors, Two 18 x 1.5 mm weld nuts, two 18 x 1.5 mm hex socket plugs, USB cable, and software.

35-2249 Twin Scan II+ Upgrade Kit (for customers with Twin Scan II) Includes WEGO IID Interface, two Bosch LSU 4.2 wide-band oxygen sensors, two 18 x 1.5 mm weld nuts, and two 18 x 1.5 mm hex socket plugs)

SUSPENSION

ACCESSORIES



WEGO III Wide-Band AFR (Air/Fuel Ratio) Metering System

Complete air /fuel ratio metering system with built-in data logging. Includes WEGOIII Wide-Band Exhaust Gas Oxygen Sensor Interface, Bosch LSU4.2 5-wire wide-band oxygen sensor, 18x1.5mm weld nut for mounting sensor on exhaust pipe, and software. Unit displays AFR (air /fuel ratio) for all carbureted and fuel injected engines, logs over 2 hours data including AFR, engine RPM, and has a spare 0-5V analog input for sensors such as throttle position or manifold pressure. Can be used for on-road or dyno testing. Highly accurate with less than 0.10 AFR error over 10.3 – 19.5AFR range. Easy free-air calibration procedure corrects for sensor aging effects. 0-5V analog AFR output for interface to dyno instrumentation. Wide supply voltage range (11-16V) allows operation from battery on race vehicles without an alternator. Current drain is approx. 1 amp. WEGO III data logging software runs under Windows 98/ME/XP/Vista. Built-in USB interface. Software allows viewing AFR, engine RPM and analog data with user defined scaling. Data can also be exported to Excel for further analysis. Size: 4”L x 2”W x 0.5”H.

35-9461 WEGO III Wide-Band AFR Metering System.



***Tune-Up
Engine Service
Carburation & Exhaust***


DYNAMITE DYNAMOMETERS



DYNOMITE
DYNAMOMETER
by LAND & SEA



Made in U.S.A.



SHOP EQUIP & TOOLS

HARD PARTS

CARB & FUEL

IGNITION/ELECTRICAL

CONTROL

SUSPENSION

ACCESSORIES

K&L Supply is now your source for DYNOMite Dynamometers (by Land & Sea, Inc.). Land & Sea has been building dynamometers for over 20 years, and offers unparalleled after sale support and service. Call your K&L sales representative for more detailed information on this product – see what it can do for your dealership today!

Enhance credibility by giving your salespeople “inside info” they can back up with a quick tour and printed dyno sheets. So easy to install you can have your DYNOMite Dynamometer up and running the day it arrives! Rapid on-off set-up makes it easy to test different model motorcycles and ATV's back to back. Roll the unit on, strap it down, clamp on the inductive tach lead, and test! When you are done, a full color report can print out -automatically.

Standard Motorcycle/ATV Dynamometers include:

16" x 50" machined traction grooved inertia roll assembly, structural steel formed frame, quick-adjust wheelbase front mount, dual steel ramps, vehicle tie downs, casters, roller guards, Eddy Current or water brake load control (with step-up drive), electronic torque arm transducer, automated load control, DYNOMite “Pro” data acquisition computer, DYNO-MAX 2000 software, inductive RPM pick-up, AC power supply /charger, stainless braided plumbing, and data wiring harness. (Optional trailering packages are also available.)

“Lite” Motorcycle only Dynamometer include:

16" x 25" inertia roll with machined “traction grooves,” quick-adjust wheelbase front mount, roll-on ramp, and tie downs, DYNOMite-Lite data acquisition computer, DYNO-MAX “Lite” software, AC power supply /charger, and data wiring harness.

The DYNOMite Data Acquisition Computer automatically displays and records true horsepower, torque, RPM, elapsed time, & MPH, up to 1,000 readings per second (per channel). The system calculates and displays Hp in real-time from torque data captured via a full-bridge strain gauge transducer. It can also apply Standard, SAE, or DIN atmospheric correction for local air temperature, barometric pressure, and relative humidity .

Testing under a controlled road load is vital for proper injection system mapping. The system's included DYNO-MAX software, running on your Windows equipped PC, provides a “Road Load Simulation” mode that replicates the effects of vehicle momentum, air drag, and rolling friction. Test bikes to 200 MPH and 500+ Hp. (Power capacities are primarily traction dependent, so even more low speed rear-wheel torque can be applied with tie downs.) You can even test emissions using the optional DYNOMite Exhaust Measurement Analyzer.

DYNAMITE DYNOS AND ACCESSORIES

- 37-8011 “Lite” Motorcycle / ATV Inertia Only Dyno
- 37-8013 Standard Motorcycle / ATV Inertia Only Dyno
- 37-8014 Standard Motorcycle / ATV Dyno
- 37-8015 Pro Motorcycle / ATV Dyno
- 37-8027 Standard Motorcycle / ATV Eddy Current Dyno
- 37-8034 Formula SAE / Legends Dyno
- 37-8036 Pro Motorcycle / ATV Eddy Current Dyno
- 37-8050 Motorcycle Only Eddy Current Dyno
- 37-8051 “Lite” Motorcycle Inertia Only Dyno
- 37-8057 Wide Band O2 Module with pump
- 37-8062 Dyno Weather Station
- 37-8067 Sparkplug / Cylinder Head Thermocouple
- 37-8069 High Velocity Cooling Blower
- 37-8070 42" High Volume Cooling Fan
- 37-8072 Electric Wheelbase Adjuster
- 37-8075 Trailer for Motorcycle/ ATV Chassis Dynos

SOME FAQ'S ON DYNOMITE DYNOS

What is a PRO dyno?

Pro Dynos have all the features of the Standard series, but also include a laptop computer, color printer, a console and swinging boom assembly to hold the computer, a Weather Station, Wide Band O2 Module with pump, High Velocity Fan and upgraded DYNO-MAX software.

Can I upgrade a “Lite” Dyno?

Yes, the “Lite” dynamometer can be upgraded to Std and Pro series since they share the same chassis. Eddy Current, electronics, and software upgrades can be added at any time.

Can the DYNOMite Dyno service Sleds and PWC, and what is needed?

When using the DYNOMite Motorcycle/ATV model with the water brake option, you can also test snowmobiles and PWC's. Removing the water brake from the roller assembly allows fitting it to the crankshaft of most popular snowmobiles or pump housings of the PWC's allowing them to be tested. (PWC's may also require optional pump adapters)

How long a wheelbase can be tested?

DYNOMite dynos handle standard wheelbase models up to 84" and wheelbase extension kits are available. This measurement is from the front of the front wheel to the axle of the rear-wheel.



37-8075



K&L EXHAUST GAS ANALYZER & COLLECTOR

K&L MC700 FOUR GAS EXHAUST ANALYZER

Exhaust gas analyzers may be the most helpful diagnostic tool in any shop. Check combustion efficiency at all rpm's to detect possible problems, or potential performance gains. The K&L Exhaust Gas Analyzer is a lightweight, portable unit with digital display using 110v/50w power.

K&L Exhaust Gas Analyzer features include:

- Detects fuel-related problems
- Check jetting; too lean, too rich, unbalanced
- Find vacuum and exhaust leaks
- Troubleshoot electrical glitches
- Work in conjunction with dynamometers for more valuable test information
- Digital front panel display, LED readout
- Hookup to PC or printer for copy of test results with optional CD & RSC-232C cable
- Use for combustion diagnostics and EPA emission standards.
- 1 year warranty.

37-9628 K&L MC700 Four Gas Exhaust Analyzer.

Note: Do not use with Port to USB Converter. System Requirement RS32 Port.

REPLACEMENT PARTS & ACCESSORIES

- 37-9476** O2 Sensor each
- 37-9629** Probe Filter pk/10
- 37-9630** Main Filter pk/5
- 37-9631** Secondary Filter pk/5
- 37-9633** Dust Filter pk/5
- 37-9634** Charcoal Filter pk/2
- 37-9635** Printer Paper spool pk/5
- 37-9639** Printer Cartridge each
- 35-9659** Exhaust Gas Adapter Kit



REPLACEMENT PARTS

- 37-8656** EGA Probe Adapter each
- 37-9670** PC Software & Cable
- 37-9783** Replacement Probe Hose 10', hose from analyzer to handle
- 35-8651** Replacement Stainless Steel Teflon Hose for Probe Tip (filter not included)
- 37-9664** Replacement Probe Handle
- 37-9691** Replacement Power Supply
- 37-9692** Replacement Pump
- 37-9693** Replacement Bench
- 35-9360** Adapter Kit 90° Elbow



PC COMPATIBLE 37-9670 optional PC software & cable

K&L MC750 MOBILE EXHAUST GAS COLLECTOR

Mobile exhaust collection system unit will provide a safe working environment while running engines indoors. Just connect the rubber collector ends to the engine exhaust pipes and route the blower hose outside of the building. The blower will extract exhaust fumes at any rpm. Additional length of hoses are available to suit specific needs.

Features include:

- Compact mobile service cart
- Durable painted surface
- Locking swivel casters
- Quiet operation
- Two 3' x 5' intake hoses with heat resistant rubber collectors
- 110 volts
- Cabinet size 24" L x 16" W x 25" H
- Top storage Cabinet size 24" L x 16" W x 3" D
- Side storage 8" W x 15" D x 16" H
- Motor specs. 115v/60Hz x 6.4A x 3410rpm x 1/2hp
- Max. pressure 170mmAq
- Max. volume 20m³/min(CMM) or 706ft³/min(CFM)


37-9648 K&L MC750 Mobile Exhaust Collector.

Note: Not suitable for extended high RPM dyno use.

- 35-9647** Optional 10' x 3" Intake Hose
 - 35-9671** Replacement 5' x 3" Intake Hose
 - 35-1338** Optional 32' Hose x 4" Exhaust Hose
 - 35-9661** Optional Oval Hose End Adapter
- Attaches hose to end of muffler. Sold each



37-9628



37-8656

37-9664



37-9651

35-9659 Exhaust Gas Adapter Kit for head pipes



35-9661



35-1338



35-9671

35-9648

35-1338



SHOP EQUIP & TOOLS

HARD PARTS

CARB & FUEL

IGNITION/ELECTRICAL

CONTROL

SUSPENSION

ACCESSORIES

EXHAUST GAS ANALYZERS

SHOP EQUIP & TOOLS

HARD PARTS

CARB & FUEL

IGNITION/ELECTRICAL

CONTROL

SUSPENSION

ACCESSORIES

BRIDGE HAND HELD GAS ANALYZERS



37-9481

These analyzers are available in 2, 4, and 5 gas versions. Their light weight and bright digital display let you take readings almost anywhere; the 4 & 5 gas versions will also calculate Lambda/air fuel ratios. Features include:

- Small, lightweight design
- Real time Lambda/air fuel ratio adjustment using HC, O₂, CO₂ and CO gas measurements (4 & 5 gas models only)
- Fast 5-minute warm-up
- Large, easy-to-read, LED displays
- Automatic Calibration and Zero functions

Includes complete Sampling System with automatic back flush, operator accessible filters. Rechargeable battery, low flow indicator warning notifies operators to change filters, RS 232 PC interface, 1 year exchange warranty.

- 37-9475 Two Gas Analyzer System (Now features built-in battery)
- 37-9481 Four Gas Analyzer System
- 37-9482 Five Gas Analyzer System

REPLACEMENT PARTS & ACCESSORIES

- 19-9485 50mm Primary Filter
- 19-9486 Water Trap Filter
- 19-9487 25mm Filter
- 19-9488 Annual Filter pk. (12 filters)


- 37-9483 Needle Probe 7.5" x 1/8, cross drilled quick release
- 37-6260 Needle Probe 12" x 1/8, cross drilled quick release
- 37-6261 Needle Probe 24" x 1/8, cross drilled quick release
- 37-9484 EGA PC Report Software. (For four & five gas models only) Captures data from EGA in a report style print-out.
- 35-9659 Exhaust Gas Adapter Kit for head pipes-Attaches analyzer to riv-nuts on motorcycle headpipe.
- 37-9477 2 port pro Rotary Valve, 6mm Port
- 37-9478 4 port basic linear valve, no port adapters
- 37-9476 Replacement Oxygen Sensor
- 19-9489 Quick disconnect adapter attaches 35-9659 to Bridge Analyzers and still retain proper position of water fitting.



BRIDGE
analyzers, inc.



37-9477



37-9478

12" DRILL BIT

For removal of mixture screw plug 1/8" bit x 12 inch length.

35-1186 12" Drill Bit. (YM-33217-16)



This newest EGA is what CO-only and other 2-Gas and even 4-Gas analyzers could never be – accurate and impervious to air dilution of tailpipe exhaust gases. It provides corrected readings superior to more expensive and complex 4 and 5-gas analyzers without their complexity and associated service issues. All this sophistication comes without losing the intuitive ease-of-use and reliability that have become the benchmarks of Bridge Analyzers, Inc products. The analyzer is still small, light, and rugged – and is designed to provide years of trouble-free use in the workshop environment, with an internal battery pack that provides up to 8 hours of continuous operation on a single charge. It comes complete with the exhaust probe and hose, Battery Charger / Wall Supply, Spare filter set, manual, and hardshell case.

37-9530 Two Gas Analyzer System with DSF (Automatic Dilution Correction Factor)

K&N F/A RATIO MONITOR

Is sensitive to fuel-air ratio changes and will show changes instantly. Kit includes F/A Monitor, O₂ Sensor, Weld-on Adapter, O₂ Sensor Plug and instructions.



- 35-3189 K&N Fuel-Air Ratio Monitor
- 35-3193 Replacement Weld-on Adapter
- 35-3196 O₂ Sensor plug



SUMMIT FOUR GAS ANALYZER SYSTEM

Summit Four Gas Analyzers check Hydrocarbons, Carbon monoxide, Carbon Dioxide and Oxygen percentages for four-stroke engines. Analyzer features include the following:

- Freeze Displays to check individual results
- Bright, Front Panel display, and LED's that are viewable from 20 feet
- Dual Exhaust measurement
- Auto Zero
- Exhaust Dilution--tells when CO₂ value falls below a set level.
- Pump Switch-Purges system without going into measure mode.
- Alarm shows excessive response time or diminished accuracy
- RS-232C hookup to PC or printer for hard copies of test results
- Rugged, Compact, Portable

Note: Cart not included with analyzer.

- 37-9600 SUMMIT Four Gas Analyzer System. (upgradeable to five gas)
- 37-9601 Main Filter for Four Gas Analyzer



SHOP EQUIP & TOOLS

HARD PARTS

CARB & FUEL

IGNITION/ELECTRICAL

CONTROL

SUSPENSION


ACCESSORIES

CYCLEDYN MOTORCYCLE DYNAMOMETERS

As motorcycles become more sophisticated, customers are willing to spend more and more to get the most out of their machine. The CycleDyn Dyno is a state-of-the-art diagnostic tool that will help show and justify performance gains from products and services performed on these new machines. It can also locate and troubleshoot engine and driveline problems, and verify that the problems were corrected. The CycleDyn has a strong platform of features from which to build:

- Handheld remote control for all phases of setup and testing prompts the user through the entire test phase
- WinDyn software is Windows-based and easy to use (Computer with Windows OS system not included)
- Roll-around sensor stand includes input for temperature, pressure, air flow and fuel flow
- Large 20" diamond-knurled roll reduces deflection-induced losses and enhances repeatability
- Optional 28" roll modules tests ATV's, Karts and Legend Cars
- Optional Eddy Current absorber module permits steady-state tests at part or full throttle, acceleration, run-in and track-simulation tests
- Optional Blower module provides airflow proportional to motorcycle speed over the airbox, engine and rear tire
- Optional Engine Dyno module allows engine test performance before its installed in the chassis

Get a quality diagnostic tool by SuperFlow, the company whose dynos dominate NASCAR, NHRA and are used by top car, motorcycle and off-road engine builders. Contact your K&L Supply sales representative to put together a dyno package for your shop needs.



Flowcom computer not included(option)



SUPERFLOW FLOWBENCHES

For the serious performance shop, SuperFlow flowbenches set the industry standard in performance, ease of use, and durability. Flowbenches have the ability to show a 1% change in flow. The flowbench features bidirectional flow for intake and exhaust tests, and flows in nine ranges, from 10 cfm to 185 cfm for unmatched accuracy. Test equipment includes a vertical manometer, two bimetallic dial thermometers (40 ~ 140° F x 2) and controls for intake/exhaust direction, intake flow rate and air supply on-off. K&L Supply financing available.

- 37-0543 SuperFlow SF60 Flowbench
- 37-0545 SuperFlow SF110 Flowbench
- 37-0548 SuperFlow SF120 Flowbench
- 37-0546 SuperFlow SF600 Flowbench
- 37-0547 SuperFlow Flowcom "Computer"

SUMMIT HANDHELD 4 GAS ANALYZER

Compact, fast responding, and accurate, the HM5000 from K&L Supply has it all. You'll know exactly how much Hydrocarbons (HC), Carbon Monoxide (CO), Carbon Dioxide (CO₂), Oxygen (O₂), and Oxides of Nitrogen (NO_x) your bike is emitting; the HM5000 also displays Air to Fuel (AFR) Ratio, Grams Per Mile (GPM) and Lambda. This unit interfaces to a PC or a PDA for complete control, display, and graphing capability. With its analog outputs, it can be connected to a data acquisition system or run analog gauges, you can even record data while taking laps around the track. With the optional Inductive Pickup, (37-9706) the HM5000 can even operate as a 0-30,000 Tachometer. This EGA will allow you to dial in the most amount of power your engine can deliver without the guesswork of traditional tuning methods.

- 37-9703 HM5000 Handheld 4 Gas Analyzer
- 37-9704 Printer for HM5000
- 37-9705 12V Power cord for HM5000
- 35-9706 Inductive Pickup for HM5000



CARBURETOR SYNCHRONIZERS

SHOP EQUIP & TOOLS



Deluxe Soft Case, 35-9812



HARD PARTS

VACUUMMATE (ALLWEATHER)

The VacuumMate is the industry standard for fast & accurate synchronizing of carburetor / FI throttle valves on 2 & 4 stroke engines, with "smart" valve diagnostics & 'wireless' RPM measurement. Synchronize up to 6 cylinders with optional adapter kit. (35-8114) Intake synchronizer • Dynamic fault analyzer • Tachometer Three selectable modes provide full diagnostic capabilities 'RPM' mode for adjustment of engine speed of 2 & 4 stroke engines during synchronizing, 'AVE' mode with 3 overlapping scales from 5 to 55cm Hg & fixed resolution of 0.5cm Hg for general synchronizing, 'DYN' mode for troubleshooting - allows for immediate visual check why engine cannot synchronize, possible causes include non sealing valves or a cracked manifold. Includes soft nylon travel case, battery cord-set, T-connector & 4 x M5 & M6 flexi-rigid manifold adapters.

- 35-8108 VacuumMate Allweather with internal battery
- 35-8111 VacuumMate Allweather without internal battery
- 35-9812 Deluxe Soft Case, fits IgnMate, VacMate, CarbMate, Syncmate.
- 35-8802 5mm Replacement Flexi-Rigid Adapter, Sold EACH
- 35-8803 6mm Replacement Flexi-Rigid Adapter, Sold EACH
- 35-8114 VacuumMate 4 to 6 Channel Adapter
Allows synchronization of 6 cylinder engines
- 35-7992 Replacement Battery Cord

CARB & FUEL

IGNITION/ELECTRICAL

CONTROL

SUSPENSION

ACCESSORIES

SYNCHPRO

is the simple to use, spill proof alternative to mercury synchronizers. Priced less than electronic carb tuners, 5 mm adapters are included making SynchPRO perfect for home or professional use.

- 35-7987 SynchPRO Carburetor Tuner
- 35-7988 Replacement Fluid for SYNCHPRO



DIGITAL VACUUM TESTER

This digital display vacuum tester from Japan is small and lightweight. Digital LCD (40 dot) display can easily be read under bright sunlight. DC12V powered. Tester allows you to synchronize carburetors precisely. Test capabilities:

- Range of measurements:
0 ~ 40 kPa (40 kPa range / minimum resolution 1kPa)
- 2 ~ 80 kPa (80 kPa range / minimum resolution 2kPa)
- Measurement accuracy: 5% (full scale)

Made in Japan.

- 35-9589 Digital Vacuum Tester (Electronic Carb Synchronizer) Includes vacuum gauge main body, power cord with clips, Instruction sheet and qt 4 vacuum hoses. Hoses are 40" long.



K&L VACUUM GAUGES

2" gauges feature 0-76cm/hg readings and a high grade chrome finish. Deluxe set Includes Storage case, Rubber hoses, and 5 and 6 mm adapters with extensions. Built in restrictors eliminate needle bounce.

- 35-3019 Deluxe Vacuum gauge set
- 35-3020 Economy gauge set (Gauges only, no hoses, case or adapters)



35-3019 DELUXE Gauges



K&L CARB SYNC GAUGE SETS

These vacuum gauge sets feature precision gauges, each with its own damping control. Gauges are mounted to a heavy metal base for bench top use. Sets include 5 and 6mm adapters and two "T" fittings for verification of gauges. Definitely the best value available.



Assembly required.

- 35-3068 K&L Carb Sync Gauge-six cylinder
- 35-3062 K&L Carb Sync Gauge-four cylinder
- 35-3057 K&L Carb Sync Gauge-two cylinder
- 35-3069 Replacement Gauge only

SYNCHROMATE 2

SynchroMate 2 has all the features of the CarbMate, but includes a built in tach with 50 rpm increments, and a gauge function that measures & displays vacuum The optional 2-4 channel adapter set allows 4 cylinder bikes to be serviced as well. Works on carbureted and fuel injected motorcycles. Includes two 5mm & two 6mm rigid threaded adapters

- 35-8311 SynchroMate 2
- 35-8319 2 to 4 Channel Adapter
- 35-7992 Replacement Battery Cord



CARBIMATE

Synchronization is indicated by a series of LEDs. Center LED will light when equalization is achieved. Accurate to within 0.5 cm/Hg true resolution, and unaffected by barometric pressure changes, the dual channel design can synchronize 3 & 4 cylinder engines with optional 4-channel adapter (35-8319) Powered by external 12V source or vehicle battery. Two year limited warranty

- 35-9794 CarbMate
- 35-8319 2 to 4 Channel Adapter
- 35-7992 Replacement Battery Cord



MS5650 MOTORCYCLE DIAGNOSTIC SCAN TOOL

The first comprehensive, "all makes" diagnostic scan tool for motorcycles is now available from K&L Supply. This full-feature scanner allows the technician to diagnose, adjust, and reset fault key systems on most major motorcycle brands, including Honda, Harley-Davidson, BMW, Kawasaki, Yamaha, Suzuki, Ducati, and others. The MS5650 Motorcycle Diagnostic Scan Tool has a comprehensive database of motorcycle models and systems (including cable type and connector position), and a set of diagnostic procedures. In addition, the Motorcycle Diagnostic Scan Tool allows the technician to check the instrument panel, get live data from the systems and re-set the service light on some brands. Designed with the future in mind, the tool is updated electronically via "smart card" technology. Software updates are available annually. Technicians use the data from the ECU to read (and erase) stored faults, and display "live" data (RPM, battery voltage, throttle angle, etc.). Where some manufacturers have systems on their motorcycles that allow adjustments, the MS5650 Motorcycle Diagnostic Scan Tool helps the user perform functions such as unlock the immobilizer, make injection adjustments (CO trimmer), adjust the throttle valve position sensor (TPS), configure the immobilizer/ alarm, reset auto-adaptive parameters, and make idling adjustments. The 5650 Scan tool, 5603 Data router, cables for Marelli, BMW, Harley-Davidson, Triumph, and one universal cable, plus battery cable, Manuals (on CD), & a heavy-duty case are all included when ordering the MS5650.

35-8999 MS5650 Motorcycle Diagnostic Scanner (With quick start guide to Harley-Davidson and comprehensive vehicle listing on CD)

OPTIONAL CABLES FOR MS5650

For serial communication with Japanese brands, the optional cables are required. These cables, along with the version 5.0 software, allow techs to read the ECU directly, interpret error codes, and interact with the injection systems.

- 35-9709** Master cable. Required with all optional cables except 35-9728.
- 35-9719** 4-pin serial cable for Kawasakis included in coverage list (except Vulcan VN1500N/L/JR models).
- 35-9721** 8-pin cable for Kawasaki Vulcan VN1500N/L/JR models included in the coverage list.
- 35-9722** 4-pin cable for Hondas with red 4-pin socket included in coverage list. Includes power supply jack for battery cable SL010051.
- 35-9723** 3-pin cable for Hondas with black 3-pin socket included in coverage list. Includes power supply jack for battery cable SL010051.
- 35-9724** 2-pin cable for Honda H.I.S.S. immobilizer functions (key-encoding, ignition block replacement, immobilizer ECU replacement) included in list. Includes power supply jack for battery cable SL010051.
- 35-9725** 6-pin cable Suzukis with 6-pin diagnostic socket included in list.
- 35-9726** 4-pin cable for Suzukis equipped with 4-pin diagnostic socket included in list. Includes power supply jack for connection to battery cable SL010051.
- 35-9727** 10-pin cable for CAGIVAs with 10-pin diagnostic socket included in coverage list.
- 35-9728** Cable for adjusting injection timing on Suzuki and Cagiva bikes included in coverage list. Requires connection to 5603 Data Router. Fitted with power supply jack for the SL010051 cable.



MC800 REGULATED FUEL PUMP FOR F.I.

Fuel Injection is here to stay, and with it has come the need for new diagnostic tools. A controllable fuel supply is mandatory to accurately service these bikes; the MC800 from K&L Supply is the answer.

35-0800 MC800 Regulated Fuel Pump for F.I.

35-8008 Fuel Rail Connection Kit for MC800
Allows fast and secure set-up of your MC800. Fits most Japanese Fuel Injected models. Kit includes (1) Female F.I. rail attachment and (1) Male F.I. rail attachment.

FRONT PANEL VIEW

The MC800 uses a 12 Volt bench source for power. A large dial gauge displays fuel pressure, and is regulated via the straightforward controls. An on-off switch & power indicator light complete the display.

REAR PANEL

Fuel connections, along with fuse access & power input are all located here. Barbed fittings make fuel line connections fast and simple.

35-8008



NOTE:

Requires use of an F.I. rated fuel bottle (**35-3035**) and 5/16" F.I. (high pressure) rated fuel line (**18-4952**).

RECOMMENDED ACCESSORIES:

Quick Disconnect Couplers (**35-0987**) makes switching from male to female connectors easier

Gas and fan caddy (**35-9453**) makes transporting the assembled MC800 easy by locating all required tools onto one stand

Patent Pending



SHOP EQUIP & TOOLS

HARD PARTS

CARB & FUEL

IGNITION/ELECTRICAL

CONTROL

SUSPENSION

ACCESSORIES

CARBURETOR SERVICE TOOLS

SHOP EQUIP & TOOLS

HARD PARTS

CARB & FUEL

IGNITION/ELECTRICAL

CONTROL

SUSPENSION

ACCESSORIES



AUXILIARY GAS TANKS

These impact resistant, graduated tanks take the place of the original gas tank while performing carb and injector synchronization. Includes four feet of 1/4" fuel line and brass petcock. Sold each.

- 35-6897** K&L Portable Gasoline Tank (Non F.I. apps.)
- 35-8165** K&L 3-Liter Auxiliary Tank for fuel injected apps. Large Capacity bottle allows extended run time, cooler fuel.
- 35-3035** Motion Pro Deluxe Auxiliary Tank for fuel injected apps.



K&L PORTABLE AUXILIARY GAS & FAN CADDY


This tool offers mobility by centralizing all required tools on one easy to use fixture and now features an additional shelf for increased storage. Constructed of square tubing, the height is adjustable up to 68" with hooks to attach gauges and fuel bottles. The stand is UPS shippable, and is finished in blue powder coat.

- 35-9453** K&L Portable Auxiliary Gas & Fan Caddy



K&L CARB SYNC ADAPTERS Sold in sets.

- 35-8022** 5 x 0.80mm thread, 170mm length (2 piece)
- 35-8023** 5 x 0.80mm thread, 98mm length (2 piece)
- 35-3232** 6 x 0.85mm thread, 53mm length (2 piece)
- 35-8037** 6 x 1.0mm thread, 60mm length (4 piece)



K&L CARBURETOR ADJUSTMENT WRENCHES

These tools use tough and accurate bevel gear actuation instead of cable for professional use. The aluminum handle includes index marks for accurate tuning. Sold each. Two types available:

- 35-9653** Slot-type Pilot Screw Adjustment Wrench for Kawasaki/Suzuki/Yamaha
- 35-9658** Slot-type Pilot Screw Adjustment Wrench with longer tip for Kawasaki/Suzuki/Yamaha



CARBURETOR ADJUSTMENT TOOLS

Designed for most popular applications. These tools make those hard to reach carb adjustments easy and safe. Sold each.

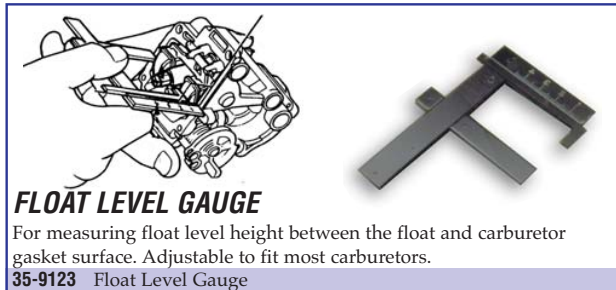
- 35-1968** Motion Pro Keihin Pilot Screw Adjustment Wrench
- 35-9655** Motion Pro Carb Sync Adjustment Wrench- Fits both Mikuni and Keihin carbs with 8mm hex nut and screw driver set.
- 35-9656** Carb Sync Wrench (07908-KE70000), cable actuated



MOTION PRO 90-DEGREE 1/4" HEX DRIVER SET

This gear driven, 1/4" hex driver set is made of high-grade aluminum and stainless steel. Strongest tool of it's type on the market. Designed for use on hard-to-reach pilot air screws on inline fours. Can be used with any 1/4" or 6mm hex bits.

- 35-7820** Motion Pro 90-Degree 1/4" Hex Driver Set. Includes straight slot, phillips, D-shaped pilot screw bit, 6mm hex jet bit & 1/4" - hex - 1/4" drive bit.
- 35-7859** Replacement Straight-Slot Bit 1.5"
- 35-7837** Replacement Gear Set for **35-7820**
- 35-7882** Replacement D-Shaped Bit



FLOAT LEVEL GAUGE

For measuring float level height between the float and carburetor gasket surface. Adjustable to fit most carburetors.

- 35-9123** Float Level Gauge



ADJUSTABLE HOSE PINCHERS

A quick easy way to pinch off fuel and vacuum without damaging the line. Sold in pairs.

35-5404 Adjustable Hose Pinchers

CARB POP-OFF PRESSURE PUMP

Check float needle and valve seat holding pressure. Can also be used for checking impulse diaphragm pressure.

35-8570 Carb Pop-Off Pressure Pump. (YW-42087)



MOTION PRO MERCURY CARB SYNCH PARTS

35-9112 Brass Carb Balancer Adapters-5mm for Honda Suzuki Set includes 51mm and 102mm lengths.

35-9113 Replacement Hose for Deluxe & Economy Synchronizer. Black, 3.5 x 7mm hose.



FUEL LEVEL GAUGE

For measuring fuel level on Yamaha applications.

35-8395 Fuel Level Gauge. (Float Bowl not included) YM-01312-A



HOSE REMOVAL PLIERS

For easy removal of 4mm to 14mm vacuum and fuel hose. Engage the barb with the sharpened jaw for grip. Squeeze and the hose is easily pushed off by the silver jaw.

Allows one handed removal. Sold each.

35-9267 Hose Removal Pliers



VACUUM & FUEL LINE PLUGS


Step designed plugs allow closing two lines of same or different sizes at the same time. Fits all 1/8", 3/18", 1/4", 5/16", 3/8" and 1/2" hoses. Tapered caps close tubes from 1/8" to 1/2". Bead chain prevents loss. Sold as a set.

35-7758 Vacuum & Fuel Line Plugs

MOTION PRO MINI-T CARB TOOL

This unit has a #2 Phillips bit, #1 Straight slot bit and a 6mm hex socket as well as storage for three main jets. Specifically designed for four-strokes, so you can access your jets without the need to remove the carb. Will also work with many two-stroke models.

35-0911 Motion Pro Mini-T Carb Tool



K&L CARB CLEANER WIRE SET

A 14 piece wire set with spiral knurling for cleaning popular size jets and carb body holes / passages.

35-3498 K&L Carb Cleaner Wire Set

JET DRIVER

35-2270 Jet Driver. Perfect for removal of jets from small recessed passages.



MOTION PRO QUICK RELEASE FUEL COUPLERS

Available with single and dual shutoff couplers. When disconnected, the coupler shuts off the flow from the source only, or from both sections. Connecting the couplers resumes flow. Fuel rated o-rings prevent leakage. Available for 1/4" and 5/16" I.D. fuel line.


MOLDED WHITE PLASTIC

35-0984 Single Shutoff Coupler, 1/4"

18-7213 Single Shutoff Coupler, 5/16"

35-0985 Dual Shutoff Coupler, 1/4"

35-0987 Dual Shutoff Coupler, 5/16"



MOTION PRO FCR CARB TOOL

Set includes three bits - 6mm hex for main jets, long reach straight slot for pilot jets and 3mm allen for float bowl removal. Longer bits make this set ideal for reaching into recessed cavities when adjusting Keihin FCR carburetors. Sold as a set.

35-7978 Motion Pro FCR Carb Tool



YICS SHUTOFF STICK for YAMAHA

This wrench is used on Yamaha XJ550/650/750 and XJ1100J Maxim applications to shutoff YICS system for carb synchronization.

35-8396 YICS Shutoff Stick for Yamaha. (YM-08025)

MIGHTY CUTTER HOSE CUTTER

Hose cutting tool produces straight accurate cuts in hoses up to 1 1/8" or 28mm in diameter. Sold each.

35-9302 Mighty Cutter Hose Cutter

35-9303 Replacement Blade-each



35-4180

35-4181

35-4182



MOTION PRO JET WRENCHES

These steel jet wrenches have a rubber snap-off lid over a storage area for extra jets. Handle is knurled for secure grip. Sold each.

35-4180 Motion Pro Jet Wrench for 6mm round jets

35-4181 Motion Pro Jet Wrench for 8mm round jets

35-4182 Motion Pro Jet Wrench for 6mm hex jets



IGNITIONMATE & IGNITIONMATE DUO

Ignitionmate dual-display peak voltage ignition testers shows constant signals (peak voltage) and pulsed signals (spark energy) at the same time, making them the Top Tools for trouble-shooting problems on all ignition systems.

Saves time by finding the faulty component in the ignition system without disassembly!

The Ignition Mate Duo displays ignition parameters of 2 cylinders at the same time - on the same engine or on 2 similar engines. Allows direct comparisons of ignition peak voltage pulses, in-cylinder spark stability & intensity, or primary circuit voltages. A must have tool for serious tuners and dyno shops. Includes instructions, impact resistant rubber holder and custom case.

35-8315 Ignition Mate

35-7316 Ignition Mate Duo

35-8332 Stick Coil Adapter. For coil over spark plugs.

35-7992 Replacement Battery Cord

SELF-POWERED TIMING LIGHT

Combines timing light and work light into one instrument. Works on all 12V gasoline powered engines. Uses 2 "D" cell batteries. Includes an LED indicator to insure proper hook up or detects a faulty flash tube.

35-6894 Self-Powered Timing & Work Light

35-6894



#321 DIGITAL TACHOMETER

Model #321 tachometer has wireless capability & interchangeable capacitive and inductive secondary clamp pick-ups. The wireless feature gives quick RPM checks and readings where secondary leads are inaccessible. Selector switches allow for direct readings of two and four cycle engines firing up to three times per crankshaft revolution. RPM switch selections are: 1 to 10,000 RPM in 10 RPM increments and 10 to 20,000 RPM in 100 RPM increments. Includes inductive 10' inductive clip and hanger handle. One Year warranty.

35-7383 #321 Digital Tachometer



OPPAMA TACHOMETER

Hand held digital tachometer for monitoring 2 stroke engines (1-4 cylinders) and 4-stroke engines (1-8 cylinders). Hold near engine to show R.P.M. by counting pulses from spark plug HTL. Cord and antenna lead connect directly to spark plug/spark plug cable are also included.

35-8313 Oppama Pet-1100 Tachometer

IGNITION TIMING TESTER

Uses both sound and light signal for optimum accuracy. Self-powered (batteries included). Features an exclusive "Illumination Lamp." Size: 2-1/2" x 1" x 3-3/4". Warranty: one year. **Made in Japan.**

35-9552 Ignition Timing Tester



OPPAMA PET-4000 SPARK CHECKER

To use, set the spark plug gap per manual. (between 6mm & 7mm).

When engine is turned over, spark will jump across the gap. It can also be used to judge performance of running engine by correctly connecting to ignition system. (see instruction manual).

Made in Japan.

35-8312 OPAMA PET-4000 Spark Checker



MOTION PRO IGNITION SYSTEM TESTER

This ignition system spark checker is designed to test the integrity and strength of the ignition system using spark that it creates as a reference. Works on most motorcycle, ATV, snowmobile, and personal watercraft systems. Sold each.

35-1980 Motion Pro Ignition System Tester



590 MULTIMETER
The 590 is a full feature meter with a 2" tall backlit display. It features a 20A max test range, and includes 2 sets of leads, RPM pick-up & temp probe. The 590 even measures Ms pulse width to check fuel injectors.
35-9014 590 Multimeter




tecMATE
PROBULATOR LEAD SET

- Enter connector housings without damage to connector or cable
- Establish sure electrical contacts within connectors
- Accepts standard 4mm Ø banana plugs
- Coated brass scoop-points resist corrosion
- 2 pairs per set

35-2556 Probulator Lead Set





DVA ADAPTERS
This easy to use Adapter allows your volt/multimeter to read peak voltages off of CDI Coils! Leads comes with alligator clips.
35-0529 Peak Volt Adapter



MAG LEADS
Two piece lead set allows you to disconnect the probe and attach the magnet to the test-point. Gives easy hands free readings
35-9008 Mag Leads, one set



FLUKE MODEL 88 V/A MULTIMETER
Replaces the model 88. comes with TL224 leads, Alligator Clips, and test probes. Includes Tach pick-up, temperature probe and holster. Manual is on CD and in printed form.
35-1927 FLUKE Model 88 V / A Multimeter

| | |
|---|---|
| DMM Version | Stand-Alone Version |
|  |  |
| FUSE BUDDY Plugs directly into fuse sockets, no more probes falling out. Available for ATC & ATM series blade fuses. Multimeter & stand-alone versions. 35-9009 For DMM's, ATM fuses 35-9011 For DMM's, ATC fuses | 35-9010 Stand-Alone, ATM 35-9012 Stand-Alone, ATC |



480 MULTIMETER
AutoRanging Multimeter with 43 test ranges. 600V AC/DC, 10A Max current, 40M resistance. Tests Diodes, audible continuity signal..
35-9013 480 Multimeter



697 HIGH CURRENT PROBE. (400A MAX)
Great for testing starting and charging systems. Works with multimeters, oscilloscopes, and graphing meters.
35-9017 697 High current probe



ANALOG MULTIMETER
Professional analog multimeter. Check ignition and electrical system. Comes with test leads (red/black) and instructions.
35-9565 Analog Multimeter

VALVE ADJUSTMENT TOOLS

SHOP EQUIP & TOOLS

HARD PARTS

CARB & FUEL

IGNITION/ELECTRICAL

CONTROL

SUSPENSION

ACCESSORIES



35-3461 35-3462 35-3470 35-3466



35-2629 35-3457



35-2628 35-3458

SHIM TOOLS (BUCKET HOLDERS)

A must when setting valves with shim type adjustment. Available for the following models:

- 35-2629 Honda CB750/900/CBX1000 (Motion Pro)
- 35-3457 Kawasaki KZ750 twin, KZ900/1000/1100/1300 (Motion Pro)
- 35-2628 Suzuki GS550/750/850/1100, Yamaha Seca II (Motion Pro)
- 35-3458 Yamaha XJ650/750 & XS750/850/1100 series (Motion Pro)
- 35-3461 Yamaha FJ1200
- 35-3462 Yamaha XVZ12/13 Venture, V-Max
- 35-3466 Yamaha XT250 & TT/XT350

CRANKSHAFT TURNING TOOL for DUCATI

Crankshaft turning tool used on late model Ducati 1990 to current. (750/900/916) Special tool turns timing mark on the degree wheel for perfect valve adjustments. Remove spark plugs and place engine in neutral during use. Mechanic's timesaver.




35-5955 Crankshaft Turning Tool for DUCATI

MOTION PRO VALVE CLEARANCE GAUGES

(Sold in Cards of six)

- 35-2625 .002" / .003"
- 35-2626 .004" / .005"
- 35-2627 .006" / .008"
- 35-2874 Motion Pro Assortment
2 each of above part numbers




TAPPET VALVE ADJUSTER WRENCH 3&4MM

Yamaha applications with 3 & 4mm square tappets.

35-8404 Tappet Valve Adjuster Wrench 3&4mm. (YM-08035-A)



Visit our Website for Video Demos!
www.klsupply.com



TAPPET ADJUSTMENT TOOL SET

Includes square 8mm knurled tappet adjuster and 8, 9, and 10mm hexes suitable for most four stroke motorcycles and ATVs with adjustable valves.

35-6893 Tappet Adjustment Tool Set



MOTION PRO SIX PIECE TAPPET SET

Set contains three socket wrenches (8mm, 9mm, 10mm) and three adjusters (screw type, 3mm square, 4mm square). Fits nearly all models of Honda, Suzuki, and Yamaha Motorcycles and ATVs with screw-type adjusters.

35-5970 Motion Pro Six Piece Tappet Set

DS SALES SIX PIECE TAPPET TOOL SET

This set has 8, 9, & 10mm sockets, and slotted, 3, and 4mm adjusters to service most common locknut adjusted motorcycles and ATV models.



35-7960 DS Sales Six Piece Tappet Tool Set.



35-1770



35-8397

FEELER GAUGES

35-1770 25 Blade Metric Gauge

Twenty five straight blades: .04, .05, .06, .07, .08, .09, .10, .15, .20, .25, .30, .35, .40, .45, .50, .55, .60, .65, .70, .75, .80, .85, .90, .95, & 1.00mm

35-8397 14 Blade Offset Decimal/Metric (YM-34483)

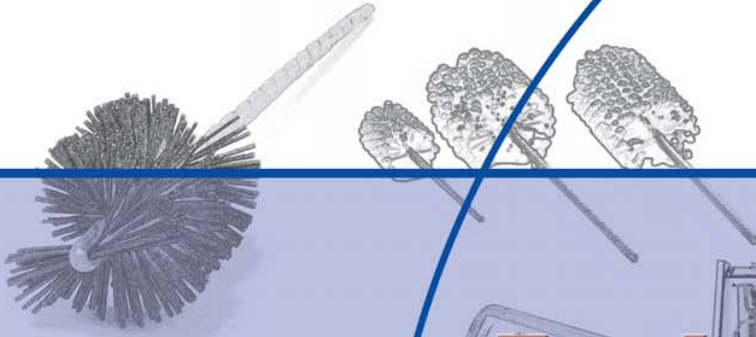
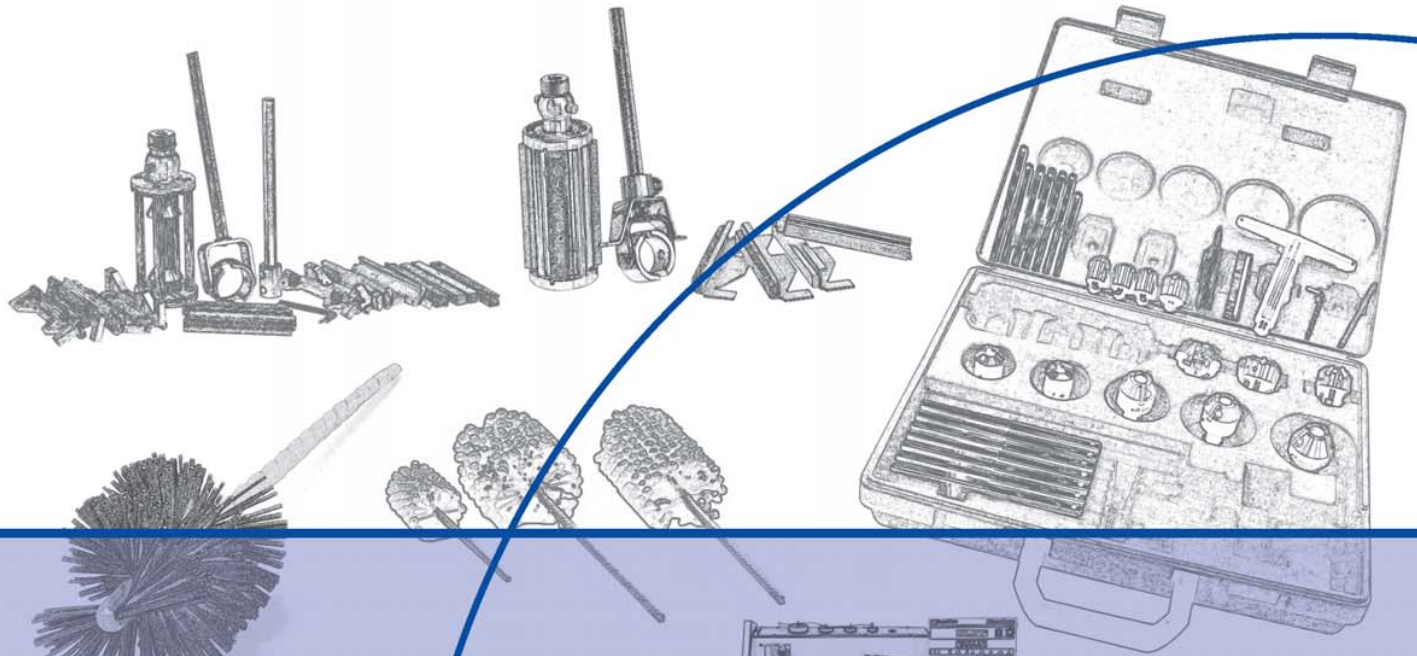
Sizes on blades listed in both decimal and metric. Fourteen offset blades: .002" (.051mm), .003" (.076mm), .004" (.102mm), .005" (.127mm), .006" (.152mm), .007" (.178mm), .008" (.203mm), .009" (.229mm), .010" (.254mm), .011" (.274mm), .012" (.305mm), .013" (.330mm), .014" (.356mm)



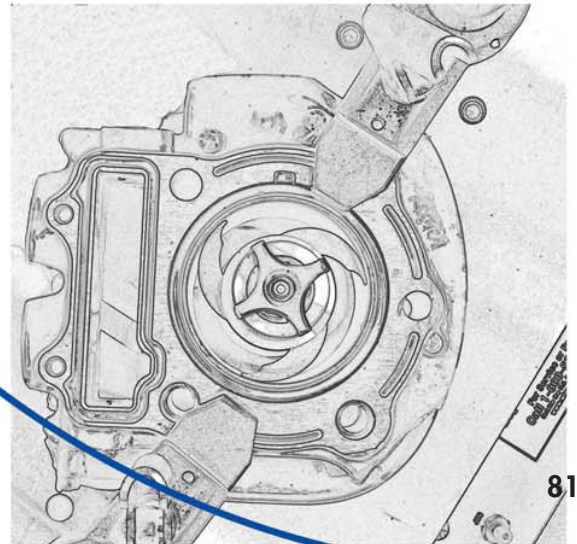
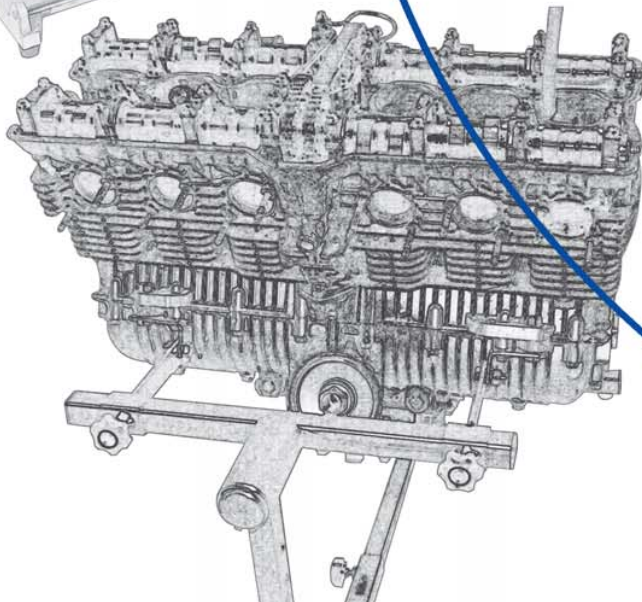

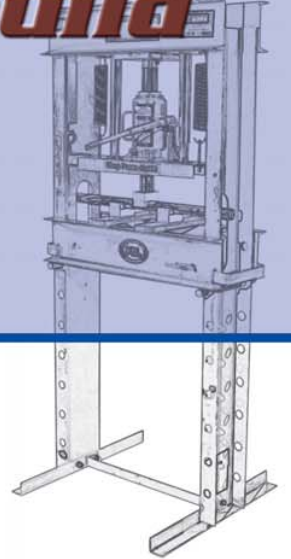
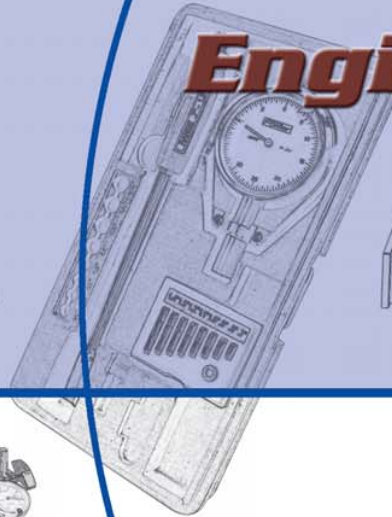
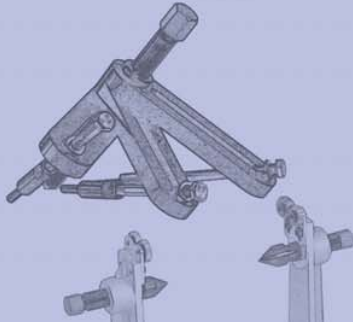
FEELER GAUGE .05 - 1.0MM

This 13 blade feeler gauge features the following metric sizes: .05, .10, .15, .20, .25, .30, .40, .50, .60, .70, .80, .90, 1.0mm

35-7976 Feeler gauge



Engine Rebuild



SHOP EQUIP & TOOLS



HARD PARTS

WINONA CB1401 CYLINDER BORING BAR

The CB1401 is the fastest and most efficient boring machine you can buy. With simple, accurate setup, the CB1401 handles cylinders from 1.5" to 4", up to .040" can be removed in one pass. Standard features include a **direct reading micrometer****, centering cone, anti-vibration tool, automatic upper and lower feed stops and two parallels.

****Available in SAE or Metric, please specify when ordering.**

35-4316 CB1401 Cylinder Boring Bar with 120V 60Hz 1Ph motor

35-4319 CB1401 Cylinder Boring Bar with 220V 50Hz 1Ph motor

OPTIONAL EQUIPMENT

35-0458 Big Bore Kit-Increases range from 4" to 4-1/2"

35-4317 3 Finger Centering Device

35-4318 Replacement Carbide Inserts

35-2769 Dial Indicator Centering Fixture (Part# 2408)

35-2765 Dial Depth Indicator Manual Kit (Part# 1715)

35-2766 Dial Depth Indicator, DRO Z-Axis (Part# 1716)

35-2747 Brass Tipped Set Screw (Part# 801429)

35-2748 3/16 Brass Tipped Set Screw (Part# 801396)

35-2749 SAE Tool Setting Micrometer (Part# 5121)

35-2768 Metric Tool Setting Micrometer (Part# 5122)

Specifications:

Range: 1.5" (38mm) - 4" (101mm) Travel: 8" (203mm)
Speeds: 222 & 335 RPM Ship Weight: 550 lbs. (249kg)

WINONA PS1370 CYLINDER HONING MACHINE

The PS1370 produces a consistent surface finish. Cylinders are easy to set up and hone with the standard small engine fixture. It handles singles and many twins, triples, and fours, and will hone cylinders with torque plate attached. Shipping Weight is 400 lbs. (181kg)
Honing Machine includes Honing Oil Pump, Work Light, Small Engine Fixture, 1/2" Jacobs Chuck Kit and 5 Gallons of Honing Oil.

35-0454 PS1370 Cylinder Honing Machine, 110V 60Hz 1PH

35-0455 PS1370 Cylinder Honing Machine, 220V 50Hz 1PH


OPTIONAL EQUIPMENT

35-0456 Hone Head with Dual Friction Feed

35-0457 Junior Hone Head with Dual Friction Feed

Specifications:

Range: 2.5" (66mm) - 5.6" (142mm) Stroke: Up to 10" (254mm)
Air Required: 110 PSI @ 3 cfm Motor: 1/4 H.P.



CARB & FUEL

IGNITION/ELECTRICAL

CONTROL



SUSPENSION

Spray Washer for heads, blocks and engine components. Adjustable thermostat gives quick heat up. Double-lipped door seal prevents leaks. 60-min. timer, 3 HP motor, and 1000 lb. capacity are standard

35-2736 WVN3226
Spray Washer

Designed for ease and safety of operation during honing. Your motorcycle cylinders are easy to set up with the standard small engine fixture. It's easy to use, accurate, and affordable for any shop.

35-2737 CH1300
Honing Tank

Holds 100 Gal of solution, with insulated tank and lid. Large 22 x 34 inch basket has 500Lb. weight capacity. Thermostat for temperature control, 1/2 HP. motor. Removable bottom crate for easy clean out of sludge.

35-2738 HT100
Hot Tank

ACCESSORIES

Single carbide insert machines three angles simultaneously. Pilot is supported on both ends, with holders to fit the smallest valve seats. Ball joint allows 15° degree of movement

35-2741 VSG22 Seat
Cutter (Manual)

Easy to operate, with valves clamped in the head stock by a collet. Base is cast. Valve headstock has an adjustment range from 30° to 60°. Longitudinal and transverse carriages slide on dovetail guides.

35-2770 V50 Valve
Grinder

Used to check bend & twist in connecting rods, four expanding mandrels makes set-up fast, eliminating operator error. Includes: 2 Dial Indicators, 4 Expanding Pins, 4 Alignment Arbors.

35-2745 RAF120
Rod Fixture



LARGE BORE CYLINDER HONE SET MODEL 500

35-9139 Range: 2-1/2" to 4-1/8" (63.5mm to 105mm) Set includes Drive Shank, Drive Shank Extension, 60 Grit Roughing Stones for cast iron (2 stones & 2 felts), 220 Grit Finishing Stones for cast iron (2 stones & 2 felts), oversize stone carriers, and metal storage box.

LARGE BORE CYLINDER HONE SET MODEL 500 REPLACEMENT PARTS

- 35-9159** Drive Shank only
- 35-9153** Roughing Stone Set (60 Grit): Includes 2 stones & 2 felts
- 35-9154** Medium Stone Set (220 Grit): Includes 2 stones & 2 felts
- 35-9166** Fine Stone Set (320 Grit): 2 stones and 2 felts
- 35-9158** Polishing Stone Set (400 Grit): Includes 2 stones & 2 felts



SMALL BORE CYLINDER HONE SET MODEL 3950

35-9150 Range: 1-7/8" to 2-3/4" (47.6mm to 69.8 mm) Set includes Drive Shank, Adjustable Depth Stop, 60 Grit Roughing Stones for cast iron (2 stones & 2 felts), 220 Grit Finishing Stones for cast iron (2 stones & 2 felts), oversize stone carriers, and metal storage box.

SMALL BORE CYLINDER HONE SET MODEL 3950 REPLACEMENT PARTS

- 35-9177** Drive Shank only
- 35-9165** Stone Retainer Springs pk/12
- 35-9168** Roughing Stone Set (60 Grit) : Includes 2 stones and 2 felts. Range: 1-7/8" to 2-3/4"(47.6mm to 69.8mm)
- 35-9172** Roughing Stone Set Extension (60 Grit): Includes 2 stones and 2 felts. Range: 2-3/4" to 3-5/8" (69.8mm to 92mm)
- 35-9169** Finishing Stone Set 220 Grit: Includes 2 stones and 2 felts Range: 1-7/8" to 2-3/4"(47.6mm to 69.8mm)
- 35-9173** Finishing Stone Set Extension 220 Grit: Includes 2 stones and 2 felts. Range: 2-3/4" to 3-5/8" (69.8mm to 92mm)
- 35-9174** Stone Set (320 Grit for aluminum): Includes 2 stones and 2 felts. Range: 1-7/8" to 2-3/4"(47.6mm to 69.8mm)
- 35-9176** Stone Set Extension (320 Grit for aluminum): Includes 2 stones and 2 felts. Range: 2-3/4" to 3-5/8" (69.8mm to 92mm)




MIDGET BORE CYLINDER HONE SET MODEL 8550

35-9151 Range: 1-3/8" to 2" (35mm to 50.8 mm) Set includes Drive Shank, Adjustable Depth Stop, 60 Grit Roughing Stones (2 stones & 2 felts), 220 Grit Finishing Stones (2 stones & 2 felts) and metal storage box.

MIDGET BORE CYLINDER HONE SET MODEL 8550 REPLACEMENT PARTS

- 35-9193** Drive Shank only
- 35-9178** Roughing Stone Set (60 Grit): Includes 2 stones and 2 felts.
- 35-9189** Roughing Extension Stone Set (60 Grit): Includes 2 stones and 2 felts.
- 35-9188** Finishing Stone Set (220 Grit): Includes 2 stones and 2 felts. Range 1-3/8" to 2" (35mm to 50.8mm).
- 35-9191** Finishing Stone Set (220 Grit): Includes 4 stones range 1-3/8" to 2" (35 to 50.8mm)
- 35-9190** Finishing Stone Set 220 Grit: Includes 2 stones and 2 felts. Range 2" to 2 5/8" (50.8 to 66.7mm).



CYLINDER FLEX-HONE

For fast and efficient deglazing and final finish honing of cylinder walls. Globules of silicone carbide (SC) or aluminum oxide (AO) are laminated to the ends of high density bristles, providing a consistent cross-hatch pattern for oil retention and instant ring seating. Available in the following sizes and grits:


Note: Sizes listed refer to Inner Diameter of Cylinder. (Bore)

| | 180 GRIT (SC) | 240 GRIT (SC) | 320 GRIT (AO) |
|----------------|------------------------|---------------------------|---------------------------|
| 35-9131 | 36 ~ 38mm | 35-9231 36 ~ 38mm | 35-2725 36 ~ 38mm |
| 35-9132 | 39 ~ 45mm | 35-9232 39 ~ 45mm | 35-2726 39 ~ 45mm |
| 35-9133 | 46 ~ 51mm | 35-9233 46 ~ 51mm | 35-2729 46 ~ 51mm |
| 35-9136 | 52 ~ 57mm | 35-9234 52 ~ 57mm | 35-2731 52 ~ 57mm |
| 35-9145 | 58 ~ 64mm | 35-9235 58 ~ 64mm | 35-2732 58 ~ 64mm |
| 35-9138 | 65 ~ 70mm | 35-9236 65 ~ 70mm | 35-9208 65 ~ 70mm |
| 35-9140 | 71 ~ 76mm | 35-9237 71 ~ 76mm | 35-9209 71 ~ 76mm |
| 35-9141 | 77 ~ 83mm | 35-9238 77 ~ 83mm | 35-9210 77 ~ 83mm |
| 35-9142 | 84 ~ 89mm | 35-9239 84 ~ 89mm | 35-2733 84 ~ 89mm |
| 35-9229 | 90 ~ 95mm | 35-9240 90 ~ 95mm | 35-9213 90 ~ 95mm |
| 35-9230 | 96 ~ 105mm | 35-9241 96 ~ 105mm | 35-9217 96 ~ 105mm |
| 35-9143 | Flex Hone Oil 1/2 Pint | | |

WISECO NYLON SOFT-HONES

These hones feature soft nylon bristles that are diamond impregnated for imparting a crosshatch finish on cylinder walls. This helps ring seating and compression; while the flexibility of the hone prevents them from scoring cylinders. Available in these sizes:

- 35-5892** 45-57mm (1.77"-2.24")
- 35-5893** 57-70mm (2.24"-2.76")
- 35-5894** 63-76mm (2.48"-2.99")
- 35-5895** 76-89mm (2.99"-3.50")
- 35-5896** 89-102mm (3.50"-4.02")



ENGINE PORTING TOOLS

SHOP EQUIP & TOOLS




44T HANDPIECE WITH COLLETS

Tapered-grip handpiece with a collet-type chuck that adapts to accessories up to 1/4". Pre-lubricated ball bearings require no maintenance. Handpiece measures 1" diameter x 5-5/8" long.

35-8606 44T Handpiece with Collets. Includes a pin, wrench and three collets. (3/32", 1/8", 1/4") Works on Foredom TX motors only. (does not fit Foredom R motors)

HARD PARTS

CARB & FUEL



37-8569

37-8589

FLEX-SHAFT MOTOR ONLY

Made in U.S.A. by Foredom, this 1/3 H.P. permanent magnetic electric motor operates at full torque at any speed. RPM range is 0 - 15,000.

37-8569 TX Flex-Shaft Motor only. Works with Foredom TXR foot pedal speed control.

Optional Accessories

37-8589 Foredom TXR foot pedal speed control. Allows user to vary speed from low to high. Fits **37-8569** only

37-8615 Inner replacement cable for **37-8569**

37-8616 Flexible outer cable sheath for **37-8569**

IGNITION/ELECTRICAL

CONTROL



PORTING KIT

35 piece kit contains popular sizes of flap wheels, cartridge rolls, and spiral rolls. Grinding stone and roll mandrels are also included. Sold as a kit.

35-9127 Porting Kit

SUSPENSION



PORTING FILE SET

Three curved files designed for working on cylinder heads and cylinders.

35-3906 Porting File set

ACCESSORIES



SMALL TAPERED REAMER

Reams holes from 1/8" to 1/2" in diameter. Installs into plastic screwdriver handle. Length of blade is 3 1/2".

35-4015 Small Tapered Reamer



FIVE PIECE MULTI DEBURRING TOOL

Comes with five blades that are stored in the lightweight plastic handle. The blades are easily changed by depressing the locking button. Also useful for chamfering of small holes in metal. Sold each.

35-9156 Five Piece Multi Deburring Tool



CARBIDE CUTTERS

Carbide cutters are all 1/4" shank, 4" long, with standard spiral cut for most general purposes.

37-8592 (A) Flame

37-8593 (B) Cyl. Ball Nose

37-8594 (C) Large Egg

37-8595 (D) Round Tree

37-8596 (E) Small Egg

37-8597 (F) Ball



12 PIECE SWISS NEEDLE FILE SET

Features round, knurled handles. 6-1/4" long. Great for cleaning 2-stroke ports, 4-stroke cylinder heads and more. Comes in plastic storage pouch.

35-7748 12 Piece Swiss Needle File Set



35-0490



35-0480

ALDEN DRILL-OUT POWER EXTRACTORS

Made of high quality tool steel. Drills are tough enough to extract grade 8 and 10.9 class stainless steel bolts. Alden drill-outs feature a "self centering" tip to eliminate wandering, even on rough surfaces. Drill-Outs exclusive two piece design makes removing broken bolts a fast and simple one step procedure.

35-0490 ALDEN Drill-Out Power Extractor

(7 piece set : 3/4/5/6/8/10/12mm)

35-0480 ALDEN Drill-Out Power Extractor

(4 piece set: 6/8/10/12mm)



MOTION PRO PISTON PIN REMOVAL TOOL

This high quality shop tool removes 12mm-25mm pins from 40mm-100mm pistons.

35-5961 Motion Pro Piston Pin Removal Tool

35-1992




35-2929

MOTION PRO SPRING HOOK PULLERS

35-1992 Motion Pro Heavy Spring Hook Puller. (w/ T-Handle)

35-2929 6" length Spring Hook Puller.



MOTION PRO TORQUE WRENCH ADAPTER 12mm/14mm

Made from chrome vanadium tool steel with hard nickel pewter finish. Properly torque two-stroke cylinder base nuts and hard to reach fasteners. Multiply your torque wrench readings by using chart supplied with the tool for proper torque specifications. Always check with your owners manual for proper torque specifications for each model.

35-0910 Motion Pro Torque Wrench Adapter



MOTION PRO ADJUSTABLE TORQUE WRENCH ADAPTER

Apply up to 90ft/lbs of torque using standard combo & allen wrenches.

35-7986 Motion Pro Adjustable Torque Wrench Adapter



MOTION PRO STUD INSTALLATION TOOLS

These hex head stud tools will allow installation of cylinder studs on most motorcycle applications without damaging the threads. Hex head is 3/4" or 19mm.

35-9765 Motion Pro Stud Installation Tools.

Includes: 6mm, 8mm and 10mm hex head stud tools.



4 PC FRACTIONAL STUD PULLER SOCKET SET

Used to install and remove engine studs. Includes 6, 8, 10, 12mm fractional stud puller sockets that grab the bolt below the threads, preventing damage. Can also be used with 5/16", 3/8", and 7/16" studs. For use with Socket drive or 21mm box/open end wrench. Packaged in a durable molded carry case.

35-2217 Stud puller set

PISTON RING FILER

File piston rings with this portable rotary file. Use to accurately size any make or diameter ring. Filer includes extra hard, fine-grit carbide coated cutter.

35-8725 Piston Ring Filer

35-8726 Replacement file for **35-8725** (not shown) Extra hard, fine-grit carbide coated cutter file for long life.



QUICK RELEASE RING COMPRESSOR

Quick release makes it easy to remove from piston. Range is from 2-1/8" ~ 5" (54mm ~ 127mm). Sold each.

35-8723 Quick Release Ring Compressor



PIPE END SHAPER

Rounds out exhaust pipes that are crushed or bent. Range is 1-1/2" - 3" (38.10 - 76.20mm). Sold each.

35-9269 Pipe End Shaper



CYLINDER HEAD NUT WRENCH

8mm (engine in frame) Fits XZ550 Vision, XVZ12/XVZ13 Venture & Venture Royale and VMX12 V-Max. Sold each.

35-8405 YM-28897

PISTON BASE HOLDERS

Sold each.

35-9810 3/16" thick x 5-1/4" length

35-9811 1/2" thick x 6-3/4" length



SHOP EQUIP & TOOLS

MOTION PRO CRF CAM GEAR HOLDER

Allows you to easily torque the cam gear bolts on a 2002-2006 CRF450R/X & 2004-2008 TRX450R/ER without a helper. Holds cam gear in place during removal and installation of cam gear bolts, works on stock and aftermarket cam gears. Reduces stress on cam chain and adjuster. A must have tool for anyone doing work on these popular models.

35-5793 Motion Pro CRF Cam Gear Holder



HARD PARTS

MOTION PRO GEARJAMMER

Locks gears in place for easy installation and removal and allows tightening lock nuts to proper torque setting. Works on virtually any motor, originally developed for removing and installing the primary gear on a Honda CRF 450. Powerful magnet holds tool in place during use

35-5803 Motion Pro Gearjammer



CARB & FUEL



35-7836

MOTION PRO 4-STROKE SPARK PLUG TOOL

Specially designed for water-cooled 4-strokes with 5/8" plugs. 2-step extension-Swivel or fixed. Socket can also be used with a screwdriver to hold the front 19mm hex axles on late model 4-strokes. Sold each.

35-7836 Motion Pro 4-Stroke Spark Plug Tool

IGNITION/ELECTRICAL

T-HANDLE SPARK PLUG WRENCHES

Made in Japan. Sold each.

35-6375 10mm-C series

35-6410 14mm-B series

35-6411 12mm-D series



CONTROL

T HANDLE SPARK PLUG SOCKET

Deluxe T handle spark plug sockets with ergonomic grip and universal socket end. For 10 and 12mm thread plugs. Chrome finish.

35-9405 10mm T handle socket

35-9402 12mm T handle socket



SUSPENSION

ACCESSORIES



GASKET SCRAPER

High grade forged steel for rugged service along with strong grip handle. Scrapes surfaces clean for installing new gaskets.

35-4011 Gasket Scraper



3/8" SPARK PLUG SOCKET WRENCHES

Complete Socket Set Includes: 10, 12, and 14mm sockets, two extensions and carrying case. **Made in Japan.**

35-6128 Complete Socket Set

MOTION PRO SPARK PLUG SOCKET

Specially designed, 18mm spark plug wrench fits many late model applications.

Use with 3/8" ratchet, 13/16" wrench, tool kit bar or phillips screwdriver that fits in 8.5 mm hole on socket

Sold each.

35-7977 Motion Pro Spark Plug Socket




35-9764

MOTION PRO RATCHET SPARK PLUG WRENCH KIT

The ratchet mechanism makes installation and removal of the spark plug very easy. Use one side for removal, then flip over for installation. Fits standard 13/16" plugs. Kit includes ratcheting spark plug wrench and 3/16" extension socket.

35-9772 Ratchet Spark Plug Wrench Kit

35-9764 Ratchet Spark Plug Wrench only



WATERCOOLED PLUG WRENCH

Designed for easier use on bikes with water cooled cylinders. Sold each.

35-6422 Watercooled Plug Wrench

SLIDING T-HANDLE SPARK PLUG WRENCH

35-1008 Sliding T-Handle Spark Plug Wrench. 12mm Deep Wrench. 12mm Deep (extra long reach) Sold each.






INTERNAL CIRCLIP PLIERS

Made from drop forged steel. 1.2mm tip diameter. Comfortable rubber grip. 50mm long tip with 90 degree angle for deep reach.

35-6892 Internal Circlip Pliers



COMBO INTERNAL / EXTERNAL CIRCLIP PLIER

6 1/4" reversible internal and external circlip removal tool. Includes both straight and 45 degree head with 1.2mm tips and straight and 90 degree heads with 1.5mm tips.

Comes packaged in a durable molded case.

35-9401 Combo Int/Ext Circlip Plier



SAFETY WIRE PLIERS

Grips, cuts, and twists wire. A must for serious racers.

35-3902 Standard Return Type 13"

35-3909 Compact Return Type 7"



11 PIECE GASKET HOLE PUNCH SET

Designed to cut holes and internal radii in gaskets and other soft material such as rubber, felt fiber. Contains 5-3/8" long driving mandrel, ten punches sized at 1/4", 3/8", 1/2", 5/8", 5/16", 7/16", 9/16", 3/4", 1" and an attractive plastic storage box.

35-1808 Gasket Hole Punch Set



K&L & HTP PERFORMANCE at the Strip!



MOTION PRO 2-STROKE TIMING KIT FOR WATER-COOLED ENGINES

Kit includes dial indicator gauge with 0-5mm range in .01mm increments, 14mm spark plug thread adapter, and extensions (contact points) in different lengths. Designed to clear frame tubes on most recent water cooled models.

35-9535 2-Stroke Timing Kit for Water-Cooled Engines

35-9536 2-Stroke Adapter Kit for Air-Cooled Engines.

Includes extended thread adapter and dial indicator extension. (contact point)

SHOP EQUIP & TOOLS

HARD PARTS

CARB & FUEL

IGNITION/ELECTRICAL

CONTROL

SUSPENSION

ACCESSORIES



MINI LIGHT & POINTER

Here's a compact light that is ready to use in the shop, or offer over the counter. The single white L.E.D. is handy for inspections, while the built in laser pointer helps show exactly where a problem is. This light even comes with an extra set of batteries!



35-2682 Mini light & Pointer

STYLUS SERIES INSPECTION LIGHTS

- LED last 100,000 hrs.
- Powered by 3 AAA batteries included.
- Runs up to 60 continuous hrs.
- Momentary blink and constant "on" modes.

Stylus Reach models feature a flexible extension that gives 14" or 18" of reach.




35-0272 Red Stylus

35-0258 Blue Stylus

35-0285 14" Stylus Reach

35-0257 18" Stylus Reach



ESI™ INFRARED THERMOMETER

This easy to use instrument makes reading temperature easy and safe. Just aim the built in laser pointer to the object you are reading, and squeeze the trigger to take your reading. Radiators, Tires, Brakes and Cylinder Head temperatures are just a few of the things that can be checked with this high quality unit. Includes carrying case. One year warranty. Range: -58 to 1022°F (-50 to 500°C)

35-0528 EST-65 Infrared Thermometer



ProVision™ BORESCOPES

Each scope is based on innovative new fiber optic technology, the flexible cable of the ProVision™ fits into holes as small as 1/4 inch diameter (5.8mm diameter scope) allowing visibility inside engines, or hundreds of places without costly disassembly. ProVision™ will pay for itself several times over in reduced labor costs. The amount of time you will save, troubleshooting and problem-solving will make your team more productive and profitable, while offering the same high performance and results as borescopes costing 10 times as much.

The included mirror attachment provides for right angle viewing and the magnetic tip allows easy retrieval of small ferrous materials.

Both scopes feature:

- 36 inch flexible shaft
- Convenient, adjustable eyepiece
- 45° angle mirror
- Magnetic tip
- Rugged plastic carrying case
- Operates on 2 AA batteries (not included)
- Provision Borescopes

35-2152 36" Borescope with 10.6mm O.D.

35-2155 36" Borescope with 5.8mm O.D.



TWIN TASK 3C PROFESSIONAL FLASHLIGHT

These exceptionally durable and powerful lights offer multiple lighting modes. There's no task that these lights can't handle. The Twin Task® lights are the only machined aluminum flashlights with a patented xenon/LED combination for unmatched brightness and exceptionally long run times. Users can easily select the best light source and intensity for the task at hand. The Twin-Task® lights also have an adjustable focus and micro-faceted reflector for a smooth, perfectly focused beam.

- * Powered by 3 "C" alkaline batteries.
- * 3.6V xenon bulb with adjustable focus; plus 6 ultra-bright, white 100,000 hour life LEDs.
- * 57 lumens typical with xenon bulb; 26 lumens with LEDs.
- * Up to 5 hrs. run time (xenon); up to 160 hrs. (3 LEDs); up to 100 hrs. (6 LEDs).
- * Machined aluminum knurled grip.
- * O-ring seal for water resistance.
- * Unbreakable polycarbonate lens.
- * 9 " 1 lb.

35-0268 Twin Task 3C Titanium



KEY-MATE® POCKET FLASHLIGHT

The world's smallest, brightest, LED flashlight. Reflector optics deliver 400% more lighting than traditional penlights. *

- * O-ring seal for water resistance.
- * Powered by four alkaline button cells (included).

35-0271 Key-Mate Titanium





CYLINDER BORE GAUGE SET, 18-35 MM (.7" - 1.5")

This set includes handle, dial indicator, and set of contact extensions, and is perfect for precision work on small cylinders. Set ships complete in a plastic storage case.

35-9548 Cylinder Bore Gauge 18 - 35mm



DIGITAL CALIPER

Here's an economical solution for quick, easy measurements in the shop or at the front counter. Easy to read display calls out metric and standard figures. 150 mm, 6" scale. Includes plastic storage case.


35-7893 Digital Electronic Caliper



DIGITAL BORE GAUGE SET, 35-150MM (1.4" - 6")

Comes complete with handle, digital display that allows reading to be displayed in either Metric or S.A.E., & a full set of contact extensions. Instructional CD and battery are included. Ships in rugged plastic storage case.


35-9547 Digital Bore Gauge 35 - 150mm



MITUTOYO DIGITAL ELECTRONIC CALIPER

LCD display makes for easy reading. Gives exact measurements to .0005" (.01mm) and features Zero-set at any point to make measurement of tolerances easier. Reads in inches or millimeters and will convert. Includes a fitted case and battery. *Made in Japan.*

35-5400 MITUTOYO Digital Electronic Caliper



VERNIER CALIPER

For inside, outside, and depth measurements. Read directly from the highly accurate scale (Not from a dial). Includes storage pouch.

35-9546 Vernier Caliper (200mm Scale)

SMALL HOLE GAUGE SET

Knurled knob at handle for adjustment. Four piece set with storage pouch includes:

- .125" - .200" (3mm - 5mm), 3-5/8" long
- .200" - .300" (5mm - 7.5mm), 3-7/8" long
- .300" - .400" (7.5mm - 10mm), 4" long
- .400" - .500" (10mm - 13mm), 4-1/4" long

35-9122 Small Hole Gauge Set



OUTSIDE MICROMETERS

These metric outside micrometers are available in the following ranges:

- 35-8441** YU-03006-Micrometer 0 - 22mm
- 35-8442** YU-03007-Micrometer 25 - 50mm
- 35-8443** YU-03008-Micrometer 50 - 75mm
- 35-8444** YU-03009-Micrometer 75 - 100mm



6 PIECE TELESCOPING GAUGE SET

Makes measurement of difficult-to-reach areas like cylinder walls easier. For use with a micrometer. A knob at the end of the handle locks or releases the contact tips. Range 5/16" - 6".

35-9121 6 Piece Telescoping Gauge Set



35-8376

MOTORCYCLE CAM DEGREEING KIT

This complete kit includes everything needed to degree your cams for maximum performance. Detailed instructions included with kit. Packed in a plastic case.

35-8376 Motorcycle Cam Degreeing Kit

INDIVIDUAL COMPONENTS

- 35-8310** K&L Degree Wheel
- 35-8422** 10mm Piston Stop
- 35-8424** 12mm Piston Stop
- 35-8440** 14mm Piston Stop
- 34-8420** Dial Gauge Extension Set, 3 pc
- 35-8421** Dial Indicator Gauge 2-1/4" with Magnetic Base Stand
- 35-8428** Dial Indicator Gauge only 2-1/4"
- 35-8447** Metric Dial Indicator Gauge only 0 - 5mm in .01mm increments
- 35-8438** Magnetic Base Stand only
- 35-8434** Flexible Magnetic Base Stand only



35-8434



MOTION PRO COMPRESSION TESTER

Compression tester comes with flexible hose for 10, 12, & 14mm spark plug applications. Features a quick disconnect with a pressure release valve and 300 psi. gauge. Packed in a convenient carry box complete with instruction. Made in the U.S.A.

35-7819 Motion Pro Engine Compression Tester



35-7331



35-9250

ENGINE COMPRESSION TESTER

Universal compression tester comes with 13" flexible hose, quick connecting coupler and 14/18mm adapter.

35-7331 Engine Compression Tester

35-9250 Optional 10 & 12mm Adapter Set

For access to spark plug holes recessed in small I.D. holes. Includes 10 and 12mm adapters. *Fits K&L P/N 35-7331*



MITYVAC PROFESSIONAL COMPRESSION TEST KIT

Kit includes a shock resistant gauge that reads 0 to 300 psi/200kpa with bleed valve, 10, 12, 14, and 18mm spark plug adapters, quick disconnect flexible adapter hoses, and quick disconnect air hold adapter. (use for replacement of valve stem seals in cylinder head without removal) Packed in a convenient carry box complete with instruction.

35-6103 MITYVAC Professional Compression Test Kit



35-1770

35-8397

35-7976



35-2625
35-2626
35-2627
35-2874

FEELER GAUGES

35-1770 25 Blade Metric Gauge

Twenty five straight blades: .04, .05, .06, .07, .08, .09, .10, .15, .20, .25, .30, .35, .40, .45, .50, .55, .60, .65, .70, .75, .80, .85, .90, .95, & 1.00mm

35-8397 14 Blade Offset Decimal/Metric (YM-34483)

Sizes on blades listed in both decimal and metric. Fourteen offset blades: .002" (.051mm), .003" (.076mm), .004" (.102mm), .005" (.127mm), .006" (.152mm), .007" (.178mm), .008" (.203mm), .009" (.229mm), .010" (.254mm), .011" (.274mm), .012" (.305mm), .013" (.330mm), .014" (.356mm)

35-2625 Valve Clearance Gauge - .002" / .003" - sold card of six

35-2626 Valve Clearance Gauge - .004" / .005" - sold card of six

35-2627 Valve Clearance Gauge - .006" / .008" - sold card of six

35-2874 Valve Clearance Gauge Assortment - sold card of six 2 each of .002" / .003", .004" / .005", .006" / .007"

35-7976 Feeler gauge

This 13 blade feeler gauge features the following metric sizes: .05, .10, .15, .20, .25, .30, .40, .50, .60, .70, .80, .90, 1.0mm



MOTION PRO 4-STROKE LEAKDOWN TESTER

Check percentage of cylinder leakage in a 4-stroke engine. Kit includes 10, 12, and 14mm spark plug adapters, regulator and gauge.

35-1987 Motion Pro 4-Stroke Leakdown Tester



VALVE SPRING COMPRESSORS

Designed specifically to service motorcycle and ATV applications. Two types available:

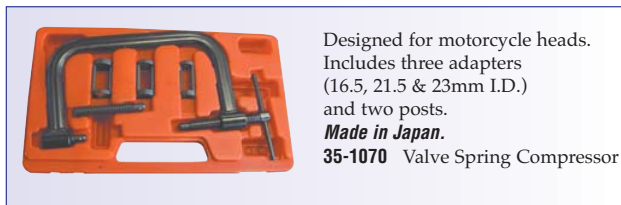
- 35-8406** YM-01253 Short C-Clamp type. Comes with two adapters 26mm and 32mm.
- 35-9408** YM-04019 This tool is durable, yet lightweight in design. Quick release post. *Made in Japan.*

Optional Adapters for 35-9408

- 35-8669** 17mm I.D. Adapter (YM-04114)
- 35-8668** 20mm I.D. Adapter (YM-04108)
- 35-8666** 26mm I.D. Adapter (YM-01253-1)
- 35-8667** 32mm I.D. Adapter (YM-01253-2)

Optional Adapters for Honda - Fits Kowa Valve Spring Compressor with threaded adapter only

- 35-8400** 18mm I.D. Adapter (07959-KM30101)



Designed for motorcycle heads. Includes three adapters (16.5, 21.5 & 23mm I.D.) and two posts.

Made in Japan.

35-1070 Valve Spring Compressor



CYLINDER HEAD STANDS

Makes cylinder heads easier to work on! Sturdy stands will hold head safely and securely, even on uneven surfaces. Tapered pins fit any size cylinder head bolt hole. Sold as a 2 piece set.

- 35-9125** Cylinder Head Stands

CLOVER VALVE LAPPING COMPOUND KIT

The world famous green can with the four leaf clover. For seating valves, mating gears, and sharpening. Sold as a kit with coarse 120 grit (roughing) and 280 fine grit (finishing).

- 35-0309** Clover Valve Lapping Compound Kit



8 LB. MAGNETIC PICK UP TOOL

This is a more powerful version of a workshop staple. Able to lift up to eight pounds, the pick-up extends to 24". A pocket clip allows you to easily carry it with you so it is always there when you need it.

- 35-7955** 8 lb. Magnetic pick-up Tool



NEWAY VFR-1000 VALVE FACE RECONDITIONER

The VFR-1000 motorized valve face reconditioner gives you precise valve face angle with less time, effort, and expense. The VFR-1000 machines the valve face in flawless concentric patterns, providing the proper surface texture for a complete valve seal. Uses 115 volt-60 cycle. Standard equipment includes: 1 collet 3/8" (9.5mm), 3 carbide tool bits (9 cutting edges), high intensity work light, 1 finishing disc for butting valves, and illustrated operating instructions.

Note: Collets sold as an option. Please specify size requirements.

SPECIFICATIONS

- Accuracy: Concentricity within OEM specs
- Valve Size Range: 1/2" to 2-1/2"
- Collet Size Range available (*optional*): .157" (4mm) through 1/2" (13mm)
- Variable Rotation Speed: Up to 1300 RPM
- Variable Cutting Tool Feed
- Cutting Bit: Tungsten Carbide

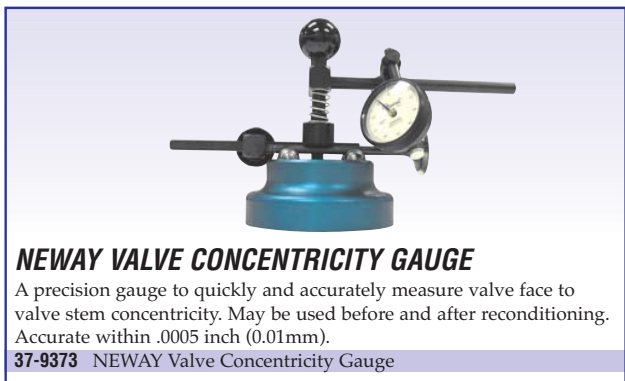
- 37-9372** NEWAY VFR-1000 Valve Face Reconditioner

NEWAY "GIZMATIC"

The "Gizmatic" is the most efficient tool for refacing valves by hand. Crank style lever turns the blades against the stationary valve face. This crank provides the operator with enough leverage to make the job effortless, while a second lever allows the operator to control the feed rate of the blades. The "Gizmatic" features soft jawed V-blocks which hold the valve stem securely in a vise while the cone, either 45° or 30°, automatically centers itself on the valve face.



- 37-9371** NEWAY "Gizmatic"



NEWAY VALVE CONCENTRICITY GAUGE

A precision gauge to quickly and accurately measure valve face to valve stem concentricity. May be used before and after reconditioning. Accurate within .0005 inch (0.01mm).

- 37-9373** NEWAY Valve Concentricity Gauge

Toll Free: 800-727-6767

www.klsupply.com

NEWAY VALVE SEAT CUTTERS

SHOP EQUIP & TOOLS



37-9367



37-9368



37-9219



NEWAY CUTTING FLUID

- 37-9374 One Pint Spray Bottle
37-9375 One Gallon Bottle

HARD PARTS

CARB & FUEL

IGNITION/ELECTRICAL

CONTROL

SUSPENSION

ACCESSORIES

NEWAY HARLEY-DAVIDSON® KIT KM-2451

**** Note: Same as KM2450, with the addition of 140-7.02 solid pilot.**

| | | |
|-----------|--|-----------|
| 622H | Cutter - 1-1/2" dia. | 31° x 46° |
| 205 | Cutter - 1-1/2" dia. | 60° |
| 293 | Cutter - 1-3/4" dia. | 60° |
| 642H | Cutter - 1-3/4" dia. | 31° x 46° |
| 140-5/16 | Solid Pilot - 5/16" dia. -3, -2, -1, STD., +1 | |
| 140-11/32 | Solid Pilot - 11/32" dia. -4, -3, -2, -1, STD., +1 | |
| 140-3/8 | Solid Pilot - 3/8" dia. -2, -1, STD., +1. +2, +3, +4 | |
| 140-7.02 | Solid Pilot - 7.02 mm | |
| TW505 | T-Wrench | |
| CA160 | Case | |
| KACC246 | Accessories Kit | |

37-9367 Harley-Davidson® Kit

37-9364 Harley-Davidson® V-Rod Kit
(optional Valve Seat Cutter Kit for V-Rod applications)

NEWAY GENERAL JAPANESE KIT KM-2563**

**** Note: Same as KM2562, with the addition of 140-5.5 solid pilot.**

| | | |
|----------|---------------------------|-----------|
| 132 | Cutter - .830" dia. | 32° |
| 131 | Cutter - .850" dia. | 45° |
| 133 | Cutter - .874" dia. | 60° |
| 122 | Cutter - .975" dia. | 45° |
| 123 | Cutter - .975" dia. | 31° |
| 111 | Cutter - 1" dia. | 60° |
| 120 | Cutter - 1" dia. | 15° |
| 270 | Cutter - 1-1/4" dia. | 60° |
| 607 | Cutter - 1-1/4" dia. | 30° |
| 608 | Cutter - 1-1/4" dia. | 45° |
| 205 | Cutter - 1-1/2" dia. | 60° |
| 626 | Cutter - 1-1/2" dia. | 30° x 45° |
| 100-4.0 | Solid Pilot - 4.0mm dia. | |
| 100-4.5 | Solid Pilot - 4.5mm dia. | |
| 100-5.0 | Solid Pilot - 5.0mm dia. | |
| 100-5.5 | Solid Pilot - 5.5mm dia. | |
| 100-5.52 | Solid Pilot - 5.52mm dia. | |
| 100-6.0 | Solid Pilot - 6.0mm dia. | |
| 100-6.6 | Solid Pilot - 6.6mm dia. | |
| 140-5.0 | Solid Pilot - 5.0mm dia. | |
| 140-6.6 | Solid Pilot - 6.6mm dia. | |
| 140-6.98 | Solid Pilot - 6.98mm dia. | |
| 140-7.0 | Solid Pilot - 7.0mm dia. | |
| 140-7.02 | Solid Pilot - 7.02mm dia. | |
| 140-8.0 | Solid Pilot - 8.0mm dia. | |
| 140-8.02 | Solid Pilot - 8.02mm dia. | |
| TW505 | T-Wrench | |
| TW-503-1 | Adapter, 1/2" to 3/8" | |
| CA497 | Case | |
| KACC246 | Accessories Kit | |

37-9468 General Japanese Kit

NEWAY PU1800 POWER UNIT

The PU1800 Power Unit rolls along a bench mounted track to quickly position over the valve seat. No time is lost leveling or locking down the head. The power unit's double universal joint transmission easily adjusts to any cylinder head shape. The PU1800 Power Unit includes motor, transmission, trolley & track, and foot switch.

Note: 37-9376 not included.

37-9369 NEWAY PU1800 Power Unit



37-9369

NEWAY CYLINDER HEAD STANDS

Sold in pairs.

37-9376 NEWAY Cylinder Head Stands

NEWAY SMALL ENGINE VIDEO

Covers both valve seat reconditioning and valve refacing.

37-9377 NEWAY Small Engine Video

NEWAY EASY-TURN WRENCH

The Easy-Turn Wrench helps you get more out of your Neway valve seat cutters. This handy accessory enables you to keep the cutter turning continuously so that the seats are finished faster. Comfortable to use, the Easy-Turn Wrench allows you to feel the amount of material being removed.

37-9370 NEWAY Easy-Turn Wrench

Note: Cutters not included



KM2600 MOTOCROSS BIKE KIT

| | |
|---------|--------------------------------------|
| CU122 | Cutter, 25mm dia., 45 degrees |
| CU123 | Cutter, 25mm dia., 31 degrees |
| CU111 | Cutter, 25mm dia., 60 degrees |
| CU607 | Cutter, 32mm dia., 30 degrees |
| CU608 | Cutter, 32mm dia., 45 degrees |
| CU270 | Cutter, 32mm dia., 60 degrees |
| CU626 | Cutter, 38mm dia., 30 deg. x 45 deg. |
| 100-4.0 | Solid pilot, small series 4mm |
| 100-4.5 | Solid pilot, small series 4.5mm |
| 100-5.0 | Solid pilot, small series 5mm |
| 140-4.5 | Solid pilot, standard series 4.5mm |
| 140-5.0 | Solid pilot, standard series, 5mm |
| 140-5.5 | Solid pilot, standard series, 5.5mm |

- TW505 T-wrench
TW503-1 Adapter, 1/2" hex to 3/8" hex
CA497 Case, 11 cutter capacity
KACC246 Accessories kit
37-9219 KM2600 Motocross Kit



KWIK-LOADER VALVE KEEPER TOOL SET

The Kwik-Loader cuts valve installation and removal time drastically. It's compact and easy to use design replaces bulky C-clamp style compressors. The white tool is used for keeper removal, simply slide it over the spring pack/retainer and use a mallet to apply downward pressure to the collar. Remove the tool and keepers are ready to take out. To re-assemble, put valve into the guide, install the springs, and place retainer and keepers in position. Using the black tool, hand pressure is sufficient to complete the installation process. It's easier and faster than automotive style compressors, and you can even change valve stem seals without removing cylinder heads. Simply apply air pressure to the assembled head via the spark plug hole, and follow the same procedure above. Save time and make more money, contact your representative for details.

35-3568 Kwik Loader Keeper Installation/Removal Tool



VALVE GUIDE DRIVERS

Use for removal and installation of valve guides into cylinder head.

| | | | |
|----------------|------------------|----------------|----------------|
| 35-8388 | 4.0mm YM-04111 | 35-8418 | 4.5mm YM-04116 |
| 35-8416 | 6.0mm YM-04064-A | 35-8417 | 5.0mm YM-04097 |
| 35-8414 | 7.0mm YM-01225-A | 35-8408 | 5.5mm YM-01122 |
| 35-8413 | 8.0mm YM-01200 | | |

YAMAHA VALVE GUIDE INSTALLERS

These installers are used for installation of Yamaha shoulderless valve guides to a specific depth into the cylinder head. To use, position onto the valve guide and drive into the cylinder head until installer makes contact with cylinder head surface. **Note:** Must use with Valve Guide Driver. Available in the following sizes:

| | | |
|----------------|-------|------------|
| 35-8387 | 4.0mm | YM-04112 |
| 35-8439 | 4.5mm | YM-04117 |
| 35-8437 | 5.0mm | YM-04098 |
| 35-8419 | 5.5mm | YM-04015 |
| 35-8435 | 6.0mm | YM-04065-A |
| 35-8423 | 7.0mm | YM-04017 |



VALVE GUIDE DRIVER SET (REMOVE & REPLACE)

Designed for speed and accuracy, this eleven piece set provides the right tool for the job. Driver set includes two valve guide drivers (5.5mm and 6.6mm), four valve guide installers, one cutter, three cutter pilots (5.5mm, 6.6mm, and 7.7mm) and one tap handle extension bar.

35-9445 Valve Guide Driver Set (Remove & Replace)



VALVE GUIDE REAMERS

Reaming valve guides after installation assures a proper valve stem to valve guide fit. Available in the following sizes:

| | | | |
|----------------|----------------|----------------|----------------|
| 35-3854 | 4.0mm YM-04113 | 35-3829 | 4.5mm YM-04118 |
| 35-3847 | 6.0mm YM-04066 | 35-3835 | 5.0mm YM-04099 |
| 35-3851 | 7.0mm YM-01227 | 35-3836 | 5.5mm YM-01196 |
| 35-3852 | 8.0mm YM-01211 | | |

VALVE GUIDE FLEX-HONES (320 GRIT)

Available in the following I.D. sizes:

| | | | |
|----------------|-------|----------------|-------|
| 35-9243 | 4.0mm | 35-9246 | 6.0mm |
| 35-9245 | 5.0mm | 35-9247 | 7.0mm |
| 35-9244 | 5.5mm | 35-9248 | 8.0mm |



VALVE LAPPING TOOL

The ultimate vacuum stick for perfect surfaces on valves and valve seats. Interchangeable cups make unit suitable for use with virtually any size valve. Set includes vacuum stick, 3/4" and 1/4" rubber cups.

35-8998 Valve Lapping Tool

Tool Up for Profit™

www.klsupply.com

ENGINE STAND & OIL FILTER WRENCHES

SHOP EQUIP & TOOLS

HARD PARTS


CARB & FUEL

IGNITION/ELECTRICAL

CONTROL

SUSPENSION

ACCESSORIES



Can't say enough good things about this stand. Sturdy and easy to use!
Thanks! Bill@Tims CBX



K&L MC25 METRIC ENGINE STAND

This versatile engine stand is easily adjustable to accommodate the wide range of engine types in service today, from twins to in-line fours and six cylinder. Height and width are both adjustable on the MC25, another major feature is the ability to rotate an engine a full 360 degrees. Pan removal, transmissions, and starter clutches are just a few of the services that are easier with MC25.

37-9352 K&L MC25 Metric Engine Stand



35-9813



35-9814

RUBBER FACED & ALUMINUM VISE JAW PADS

These vise jaw pads are designed to protect delicate parts from damage. Sold in pairs.

35-9814 Rubber Faced Vise Jaw Pads

35-9813 Aluminum Vise Jaw Pads



MOTION PRO OIL FILTER STRAP WRENCH

Fits all spin-on type oil filters. Use with 3/8" drive ratchet. Sold each.

35-7933 Motion Pro Oil Filter Strap Wrench

ADJUSTABLE OIL FILTER WRENCH 64-79mm

Removes spin-on type oil filters from 2-1/2" to 3-1/8". Steel jaws grip oil filter without slipping. Works with any 3/8" ratchet drive.

35-9815 Adjustable Oil Filter Wrench 64-79mm



35-4980



35-4981

OEM TYPE OIL FILTER SOCKET WRENCH

Designed to remove and install OEM spin-on oil filters. Sold each.

Important Note: Will not fit FRAM Oil Filters.

Available for the following models:

35-4980 Fits Honda Oil Filter 15410-MM9-013

Fits Kawasaki Oil Filter 16097-1061/1063/1064

Fits Yamaha Oil Filter 3FV-13440-00-00, 5GH-13440-00-00 and 5JW-134440-00-00

35-4981 Fits Suzuki Oil Filter 16510-06B01

35-8493



35-8471

ADJUSTABLE OIL FILTER WRENCHES

Two sizes available that will cover most Japanese OEM and FRAM spin-on oil filter applications. The inner diameter adjusts for a tight fit. **Made in Japan.** Sold each.

35-8471 OFW-902 (63.50mm~68mm) Fits

Honda 15410-MM9-013, Kawasaki 16097-1061/1063/1064, Suzuki 16510-06B01 and Yamaha 3FV-13440-00. FRAM PH6017 & PH6018

35-8493 OFW-904 (74.50mm~80mm)

Fits Honda 15410-MB0-003 & 15410-MJ0-004, Kawasaki 16097-1054 and Suzuki 16510-05A00. FRAM PH6010A, PH6016 & PH6022

OIL FILTER SOCKET


Designed with two rubber protected spikes that allows easy removal and installation of oil filter.

35-0349 Oil Filter Socket



FRAM OIL FILTER CUP WRENCH

35-4995 65 & 67mm- Fits Fram Oil Filters PH6017 & PH6018



OIL FILTER WRENCH

This oil filter wrench is perfect for Honda GL1500 and ST1100 applications with limited access to the oil filter. Fits 2-1/2" oil filters.

Made in U.S.A.

35-8494 Oil Filter Wrench





BLIND HOLE BEARING PULLER & BRIDGE TYPE PULLER SET (8MM~32MM PULLERS)

Can be operated as bridge type or with slide hammer (slide hammer is included in kit)

35-6899 Bridge Type Blind Hole 8-32mm Bearing Puller Set



MASTER BUSHING DRIVER SET

15 pc set has 24 different available driver sizes from 12.6mm to 85.6mm and comes in a durable molded case.

35-6890 Master Bushing Driver Set



HEAVY DUTY AUTOMATIC CENTER PUNCH

Heavy duty construction allows use both hard and soft metals. No hammer required.

35-0956 Heavy Duty Auto Center Punch



BRIDGE TYPE BLIND HOLE BEARING PULLER SET (8MM-30MM PULLERS)

Can be operated as bridge type or with slide hammer. (slide hammer is not included)

35-6888 Bridge Type Blind Hole 8-30mm Bearing Puller



PILOT BEARING PULLER BRIDGE TYPE

Slim jaw design allows for removal of most flywheel pilot bearings. Features a working travel of 13mm to 38mm (1/2" to 1 1/2")

35-2231 Pilot Bearing Puller



9 PIECE BEARING PULLER TOOL SET

Comes with UNC slide hammer and bearing collets. Sizes: 8mm, 10mm, 12mm, 15mm, 17mm, 20mm, 25mm, 30mm

35-6889 9 Piece Bearing Puller Tool Set

Toll Free: 1-800-727-6767

Fax: 1-408-727-4842

www.klsupply.com

SHOP EQUIP & TOOLS

HARD PARTS

CARB & FUEL

IGNITION/ELECTRICAL

CONTROL

SUSPENSION

ACCESSORIES

BEARING REMOVAL & INSTALLATION TOOLS

SHOP EQUIP & TOOLS



BEARING RACE & SEAL DRIVER

Insert bearing races quickly and straight on the first try. Six disc sizes fit most bearing sizes. To install (drive) seals, turn discs over. Eliminates damage to bearing races. Seven piece kit includes driver handle and the following disc sizes: 40, 45, 50, 59, 63, and 65mm.

35-9268 Bearing Race & Seal Driver

HARD PARTS



3/8" DRIVE IMPACT DRIVER

Heavy duty impact driver for general use. Reversible, tighten screws or bolts on impact or loosens frozen ones easily. Complete with 4 bits-No. 2 and No. 3 Phillips bit, 8 and 10mm slotted bits and metal storage case.

35-8884 3/8" Drive Impact Driver

CARB & FUEL

IGNITION/ELECTRICAL



COPPER HAMMERS

35-9752 Copper Hammer. (3 lbs)

35-9753 Copper Hammer. (4 lbs)

CONTROL

SUSPENSION



35-9614

35-5399

OIL SEAL PULLERS

Remove fork seals and engine seals.

35-5399 Oil Seal Puller with two tips

35-9614 Adjustable Oil Seal Puller with two tips

ACCESSORIES



BEARING & BUSHING DRIVER SET

24 piece bushing removal and bearing driver set. Sizes in kit range from 3/8" to 1-1/4".

35-9415 Bearing & Bushing Driver Set



HOOK & PICK SET

A 5" knurled aluminum handle and four different types of picks: straight tip, o-ring 90 degree tip, hook tip, and angle tip. Use for pulling seals, o-rings, and cotter pins quickly and easily.

35-4005 Hook & Pick Set

MECHANICAL SEAL INSTALLATION TOOL

This tool properly installs waterpump mechanical seal into the cover without damaging the seal.

35-2618 Mechanical Seal Installation Tool



**K&L Supply at Intermot Show
Köln, Germany 2008**

Toll Free: 1-800-727-6767

Fax: 1-408-727-4842 www.klsupply.com



35-3271

Stant

35-3270


Note: Cap not included

35-3272

STANT 12270 COOLING SYSTEM TESTER KIT

The Stant 12270 tester allows you to test today's higher pressure cooling systems and pressure caps up to 30 pounds. The gauge includes new cap testing pressure ranges of 17-19 lbs., 20 lbs., and 28-30 lbs. The larger color coded dial makes it easy to accurately test these higher pressure caps and systems. The 12270 head also includes a pressure release bar that, when turned clockwise, releases pressure buildup before removing the head from the neck. The tester comes in its own plastic carrying case complete with an easy to use instruction manual.

- 35-3270** Stant 12270 Cooling System Tester Kit
- 35-3271** Small Radiator Test Adapter. Fits most motorcycle radiators with 11/16" to 1-3/4" neck opening.
- 35-3272** Small Radiator Cap Test Adapter. Fits most motorcycle and ATV applications, including K&L# 26-4701.



CLUTCH HUB NUT SOCKET SET

Heavy-Duty 1/2" drive, six piece set. Fits most Japanese models.

- 35-9458** Clutch Hub Nut Socket Set. Includes all sockets and extensions shown in photo
- 35-9459** Socket Only, 24 x 20mm (second from left in photo)



CLUTCH HUB NUT SOCKET

Yamaha XS750/850 applications. 32mm deep.

- 35-8517** Clutch Hub Nut Socket (YM-01221)



MOTION PRO CRANKCASE PRESSURE TESTER

An accurate method for checking air leaks on two-stroke engines. Complete with air pressure gauge, pump-up bulb and most fittings and adapters for single and multi-cylinder two-cycle engines.

- 35-5962** Motion Pro Crankcase Pressure Tester



CLUTCH HOLDING TOOL - LOCKING VISE TYPE

Vise type tool will hold inner clutch hubs, gears, sprockets and flywheels (using pins opposite jaws side). Carbon steel with heat treated jaws and nickel finish. Max. 130mm(5") jaw opening.

- 35-6891** Clutch Holding Tool - Locking Vise Type



WATERPUMP SEAL INSTALLATION TOOL

This tool properly installs waterpump mechanical seal on Yamaha XZ550 Vision, XVZ12/13 Venture & Venture Royale and Genesis series engines.

- 35-8398** Waterpump Seal Installation Tool (YM-33221-A)



ADJUSTABLE HOLDING TOOL

This adjustable holding tool is designed for holding flywheel magnetos. For dirt bike and scooter applications.


- 35-9807** Adjustable Holding Tool

CLUTCH & PRIMARY TOOL

6mm bolts supplied with 5/8" through bolt. This tool is for removing clutch bodies, flywheels and primary gears.

Works on **ACTION, COBRA, LEM, KTM,** and **ITALJET** Pee-Wee racer 50cc applications.

- 35-8605** Clutch & Primary Tool. Seven Hole Special Disk #MP51



UNIVERSAL FLYWHEEL HOLDER

Reversible flywheel holding tool with 5mm and 9mm pins. Adjustment nut can be locked down which helps prevent the tool from slipping out of the flywheel.

- 35-7254** Universal Flywheel Holder



CRANKCASE SEPARATOR TOOL

This tool will work on most two and four stroke engines that have a vertically split crankcase. Moveable fingers allow a multitude of bolt patterns to be used so it will work on a variety of models. Includes 6mm and 8mm mounting bolts, center pulling bolt and a three leg frame that is appropriate for many applications.

35-9642 Crankcase Separator Tool

35-9637 Replacement 8mm to 6mm Bolts. Each



CRANKCASE SPLITTING TOOL

Designed to remove crankcase halves on most two-stroke engines safely. Comes with three sets of adapter mounting bolts: 5 x 0.80mm, 6 x 1.00mm, and 8 x 1.25mm. Sold as a set. Replacement mounting bolts sold each.

35-9638 Crankcase Splitting Tool

35-9676 5mm Adapter Bolt

35-9677 6mm Adapter Bolt

35-9678 8mm Adapter Bolt



CRANKSHAFT INSTALLING JIG TOOL

Supports and centers crankshaft webs while assembling two-stroke engine cases and rebuilding crankshafts. Prevents rod misalignment. Adjustable tang ends.

35-9804 Crankshaft Installing Jig Tool

CRANKCASE SEPARATOR CENTER POINT

Designed to protect crankshaft end (threads) when separating cases. Use with **35-9638** splitting tool.

35-8498 Crankcase Separator Center Point YU-01804-A



CRANKSHAFT NUT SOCKET

46mm. Removes crankshaft nut on Yamaha XVZ550 Vision engines. Can also be used to remove middle driveshaft nut on XJ650/750 engines. Sold each.

35-8456 Crankshaft Nut Socket YM-04045-A



35-8509

35-8513

35-8516

UNIVERSAL CRANKSHAFT INSTALLATION SET

Installs the crankshaft into crankcase on most single cylinder vertically split engines. Sold as a set. Consists of the following: Qt1-Installing Pot, Qt1-Pot Spacer, Qt1-Bolt.

35-8509 Universal Crankshaft Installation Set (YU-90050)

OPTIONAL POT SPACERS

35-8513 YM-90070-A, XV700/750/920/1100 Virago, XT550, TT600

35-8515 YM-91044, YFM350/400/600/660, SRX600, XT225/550/600

35-8516 YU-01202, TTR250, SR/TT/XT500



35-8512

35-8510

CRANKSHAFT ADAPTER SET

Adapters for use with Crankshaft Installation Set **35-8509**

Consists of the following adapters, also sold individually:

| | | | |
|----------------|----------|-----|----------------------|
| 35-8773 | YM-90061 | #1 | M7 x 1.0 RH Male |
| 35-8555 | YU-90062 | #2 | M10 x 1.25 RH Female |
| 35-8585 | YU-90063 | #3 | M12 x 1.25 RH Female |
| 35-8774 | YU-90064 | #4 | M12 x 1.0 RH Female |
| 35-8775 | YM-90065 | #5 | M12 x 1.25 LH Female |
| 35-8776 | YM-90066 | #6 | M14 x 1.0 RH Female |
| 35-8777 | YM-90067 | #7 | M16 x 1.0 RH Female |
| 35-8778 | YM-90068 | #8 | M18 x 1.0 RH Female |
| 35-8779 | YM-90069 | #10 | M14 x 1.5 RH Female |
| 35-8780 | YM-01383 | #12 | M10 x 1.25 RH Male |
| 35-8781 | YMA-0002 | | M10 x 1.25 RH Male, |

(Long thread version of #12)

35-8512 Crankshaft Adapter Set (YM-90051-B)

35-8510 #11 M22 x 1.0 RH Female.

Optional Adapter (YM-33279) for Yamaha YFM200/250/350 & YFM400 ATV.



35-8504

35-8399

35-8507

35-8508

YAMAHA CRANKSHAFT PROTECTORS Sold each.

35-8504 YM-04063-A, XV750/920 Virago, XT550, YFP350, YFM660R Raptor

35-8399 YM-01382, XT250/XT350, RZ350, YFP350, YFZ350

35-8507 YM-033282, XV500 Virago, XZ550 Vision, XVZ12/13 Venture & Venture Royale, VMX12 V-Max

35-8508 YM-038145, XV750/XV1000 Virago



3 in 1

K&L MC310 THREE-IN-ONE TRUING STAND

The three-in-one truing stand from K&L Supply helps you make the most of your workspace. This tool allows you to perform the following:

- Build and true spoke wheels
- Check for runout on crankshafts, wheels and fork tubes
- Balance spoke and mag wheels

The MC310 features rugged construction throughout with ease of use being given priority. UPS shippable, F.O.B. Santa Clara, California.

Note: Does not include Dial Indicator Gauge.

- 35-9573** K&L MC310 Three-In-One Truing Stand
- 35-8428** 2-1/4" Dial Indicator Gauge only, 0" - 2-1/4" range in .001" increment.
- 35-8447** Metric Dial Indicator Gauge only 0 - 5mm in .01mm increments
- 35-9577** MC310 Indicator Arm Assembly
- 31-9624** MC310 Replacement Bearing FR67. (top rail bracket near pins)
- 31-9625** MC310 Replacement Bearing 6001ZZ (lower rail bracket)
- 35-9510** Replacement Tapered Wheel Cone only



20-TON HYDRAULIC PRESS

- All Welded Steel Construction
- Reinforced head Plates
- 20-ton jack included
- **Made in U.S.A.**

37-9632 20-Ton Hydraulic Press with jack

OPTIONAL ACCESSORIES FOR 20-TON PRESS

BEARING PULLERS:

- 35-4001** Split Bearing Puller 2-1/4" max. reach
- 35-4002** Split Bearing Puller 4-1/4" max. reach

FORK TUBE "U" BLOCKS:

- 35-9443** 36mm U-Block (for 33 thru 36mm tubes)
- 35-9447** 40mm U-Block (for 37 thru 40mm tubes)
- 35-9448** 43mm U-Block (for 41 thru 43mm tubes)
- 35-9449** 46mm U-Block (for 44 thru 46mm tubes)
- 35-9416** 49mm U-Block (for 47 thru 49mm tubes)
- 35-9420** 52mm U-Block (for 50 thru 52mm tubes)



Made in U.S.A.



K&L SINGLE CYLINDER CRANKSHAFT ASSEMBLY FIXTURE

Fixture will assemble all Japanese, European and ATV single cylinder crankshafts including the Honda tin can cranks. Set includes assembly fixture, and seven axle bushing adapters - 17mm, 20mm, 22mm, 25mm, 28mm, 30mm, and 32mm.

37-9688 K&L Single Cylinder Crankshaft Assembly Fixture




IMS CRANKSHAFT DISASSEMBLY TOOL

This fixture is designed to disassemble most single and twin cylinder models.

Note: May not work on tin can cranks. (YZ80/KX80).

37-9556 IMS Crankshaft Disassembly Tool



STEEL "V" BLOCKS

For precision measuring and straightening operations.

Sold in pairs.

- 35-9564** Steel "V" Blocks, 1" x 2" x 5".
- 35-9454** Steel "V" Blocks, 3" x 2-3/8" x 1-5/16"
- 35-9455** Steel "V" Blocks, 4" x 2-5/8" x 1-5/8"
- 35-9460** Steel "V" Blocks, 5" x 3-1/8" x 2"



35-4001



35-4002

SPLIT BEARING PULLERS

Designed for separating and pulling bearings and close-fitting gears. Two sizes available:

- 35-4001** Split Bearing Puler (2-1/4" max. reach)
- 35-4002** Split Bearing Puler (4-1/4" max. reach)

FLYWHEEL & ROTOR PULLERS

UNIVERSAL ROTOR PULLERS

- 35-9456** Universal Rotor Pullers M16/18/20/22mm x 1.5mm
(Works on most Kawasaki KZ1000/KZ1100)
- 35-2210** 6 in 1 Flywheel puller
- 35-8921** Combination Flywheel Puller Driver Set
- 35-7254** Universal Flywheel Holder

6 IN 1 "CROSS" TYPE FLYWHEEL PULLER

This puller has a compact design with multiple applications. Most other similar tools have only four sizes.

The following sizes can be used:
M10 X 1.25R, M14 X 1.5R, M16 X 1.5R, M18 X 1.5R, M24 X 1.0R, M27 X 1.0R



- 35-2210** 6 in 1 Flywheel puller



COMBINATION FLYWHEEL PULLER DRIVER SET

10 piece kit serves 15 different applications. All applications except M27 have right hand threads. Sizes as follows:
M14 P1.5, M16 P1.5, M18 P1.5, M19 P1.0, M20 P1.0 x M27 P1.25, M22 P1.0 x M25 P1.5, M22 P1.5 x M26 P1.5, M24 P1.0 x M27 (left hand thread) P1.0, M26 P1.0 x M28 P1.0, M28 P1.5

- 35-8921** Combination Flywheel Puller Driver Set



K&L SUPPLY CO. 1040 RICHARD AVE SANTA CLARA, CA 950501-800-727-6767 Fax: 1-408-727-4842

www.klsupply.com

SHOP EQUIP & TOOLS

HARD PARTS

CARB & FUEL

IGNITION/ELECTRICAL

CONTROL

SUSPENSION

ACCESSORIES



HONDA

35-5931 #MP1 27mm x 1.0mm LH Internal
Most offroad and Motocross two-stroke.
CT70, XL80/XR80R, XL/XR100R, CR80R,
CR125R, CR250R, CR500R, ATC70, TRX70,
TRX90, ATC250R FL250 Odyssey

35-5937 #MP7 20mm x 1.5mm RH Internal
Special bolt with hollow center
MT250 Elsinore (Enduro) (74-76)

35-5939 #MP9 20mm x 1.5mm RH Internal
CB750A/K (69-78), CB750F Super Sport (75-78)

35-5940 #MP10 16mm x 1.5mm RH Internal
Early model CR125M and CR250M Elsinore
ATV's-ATC90/110 with points
CM185/CM200T, CMX250/CMX450,
CB/CL/SL 175/350/400/450,CB500/CB500K

35-5944 #MP11 22mm x 1.5mm RH Internal
Fits most late model single XL and XR models.
XL250/XL350/XL500/XL600/XL650R,
XR250R/XR350R/XR500R/XR600R,
VT500C/VT500FT, VF750C/VF750F/VF750S,
V45, VF1100C, VF1100F, VF1100S V65

35-2331 #MP17 18mm x 1.5mm RH Internal
Late model CB four cylinder models 79-82
CB750C Custom, CB750F Super Sport,
CB750K, CB900C Custom, CB900F Super Sport,
CB1000C, CB1100F Super Sport

00-0829 #MP19 14mm x 1.5mm RH Internal
CB125/XL125/XL185S/XL200/XR185/XR200
XR200R/ATC200X/ATC200E (ATV)

35-5945 #MP21 20mm x 1.5mm RH Internal
Special bolt with hollow center.
ATC250X/ATC250ES/ATC250SX/TRX250X,
TRX300/TRX300EX/TRX300FW/TRX350X,
TRX400EX
CX500/GL500, GL500/GL650, CX500,
CX650/CX650T, VT750C
Nighthawk two cylinder models
CB400TI/CB400TII Hawk, CB400T Hawk

35-6008 #MP43 24mm x 1.0mm RH External
Late model scooters and small M/C.
QA50/MR50/CH80cc

35-4266 #MP63 24mm x 1.5mm RH Internal
With crankshaft protector cap
CRF250/450R 4-stroke offroad

35-3479 #MP73 28mm x 1mm RH External
04-06 TRX450R SportTrax, 03-06 TRX350 Ranch
KAWASAKI

35-5931 #MP1 27mm x 1.0mm LH Internal
KV75/MC1-90/G4TR90/G4TR-100,
F6-125 Enduro, KD80/KM100,
KE100/KE125/KE175,
KDX80/KDX200/KDX250,
KX60/KX80/KX125/KX250/KX500

35-5941 #MP5 35mm x 1.5mm RH External
4-stroke single cylinder models with large
flywheels. Most 4 wheel ATV applications
KLT160, KLF185 Bayou, KLF220 Bayou,
KLF250 Bayou and KLF300 Bayou.

35-5940 #MP10 16mm x 1.5mm RH Internal
ATV-KLT110/KLT200/KLT250

KAWASAKI

35-5940 #MP10 16mm x 1.5mm RH Internal
ATV-KLT110/KLT200/KLT250
Early model KX125/KX250/KX420 (78-81)
S3-400/KH400 2-stroke triple,
Z1/A/B-900 (73-75), KZ1300A/B (79-80),

35-2330 #MP18 18mm x 1.5mm RH Internal
KL250, KZ250, KZ400, KZ440, KZ550, KZ650,
KZ750 four cyl, EX250 Ninja 250R, EX500A,
EN500 Vulcan, KZ900A4/A5 (76-77), KZ900B1
LTD (1976), KZ1000A/B (77-80),
KZ1300A/B (79-80), GPZ550 (81-85),
ZX600 Ninja, GPZ750/GPZ1100, Vulcan VN750

35-6007 #MP42 38mm x 1.5mm External
KLX/KXF400,98-03 ZX9,00-06 ZX12

35-4266 #MP63 24mm x 1.5mm RH Internal
KX250/450F

35-3479 #MP73 28mm x 1mm RH External
03-06 KLX110

SUZUKI

35-5931 #MP1 27mm x 1.0mm LH Internal
Most offroad and motocross use this model.
RM80/RM125/RM/RMX250 (88-02)
ATV Quads LT125/ALT125,
50/90/100/125cc early 2 stroke

35-5938 #MP8 30mm x 1.5mm RH External
LT160/LT230/LT230G/LT250E/S

35-5939 #MP9 20mm x 1.5mm RH Internal
SV650 (99-04)

35-5940 #MP10 16mm x 1.5mm RH Internal
GS550/650/750/1000 early models and other
four cylinder models

35-4265 #MP14 30mm x 1.5mm RH External
Thread Deep Reach GS1100/1150 (81-85)
Note: small diameter rotors on these models

35-5952 #MP29 35mm x 1.5mm RH External
Late model street singles, twins and
multi-cylinder models, LT250E, LT300E Quads,
GSF400 Bandit, GS1000/GS1100
Late model DR250/350S Dual Sport/Offroad

35-9421 #MP31 50mm x 1.5mm RH External
LS650 Savage, VX800, GV700/GV1200/GV1400
Madura, VS750/VS1400 Intruder

35-9419 #MP39 42mm x 1.5mm RH External
Used for removal of starter alternator rotor
from crankshaft on these applications:
DR500/SP500X/Z/D (81-83), SP600F (1985),
DR650SL~SES (90-95) non electric start apps.

35-9419 #MP39 42mm x 1.5mm RH External
Used for removal of starter clutch on these
applications: GSX-R750, GSX-R1100,
GSX600F, GSX750F, GSX1100F/GSX1100G

35-6007 #MP42 38mm x 1.5mm External
GSX/GS/LTZ 250, 400, 450 and GN Series

35-4266 #MP63 24mm x 1.5mm RH Internal
RM-Z250 All Years

35-4264 #MP64 33mm x 1.5mm Internal
GSX-R600 (01-04), GSX-R750 (01-04) and
GSX-R1000 (01-04)

SUZUKI

35-3479 #MP73 28mm x 1mm RH External
03-06 DRZ110
RM-Z450 All Years

UNIVERSAL

35-5953 MP#37 Special 12 hole Disc with 6 &
8mm bolts supplied. Removes flywheel and
electric starter magneto unit from the crank
shaft. Works on personal watercraft ,ATV, and
motorcycle applications.

YAMAHA

35-5931 #MP1 27mm x 1.0mm LH Internal
ATV's-YFM/YTM60/80/100/200/225
YT125/175, YFS200 Blaster, YFZ350 Banshee.
Early 2-stroke AT125,CT175/DT250/RT360
SC500, IT200, YZ/MX250, MX400, IT/YZ490,
TT/XT500, 4-Stroke off road YZ400F/426F,
Late model 2-stroke YZ80/125/250

35-5937 #MP7 20mm x 1.5mm RH Internal
Special bolt with hollow center, All small C.D.I.
inner rotors YZ/MX125/250/360

35-5940 #MP10 16mm x 1.5 RH Internal
Fits early two cycle electric start models into
the 60's Fits most four stroke four cylinder
models
(80's & 90's, YZF's).

35-5953 MP#37 Special 12 hole Disc
with 6 &8mm bolts supplied.
Virago XV500/535/700/750/920/1100
XVZ12/13 Venture & Venture Royale
BW200, BW350, TT/XT600 Offroad/Dual
Sport.
ATV-YFM250

35-5952 #MP29 35mm x 1.5mm RH External
YFM350/400/450/600/660

35-4262 #MP30 24mm x 1.0 RH External All
XS-1/XS650/TX650 twins 1970 through 1983

35-4266 #MP63 24mm x 1.5mm RH Internal
YFZ250F/450F Four Strokes

35-4264 #MP64 33mm x 1.5mm Internal
YZF450 Quad, 04-06, WR250/450F Enduros

35-6022 #MP65 30mm x 1.0mm RH External
WR250F (01-04) and WR450F (03-04) 4-stroke

HODAKA

35-5931 #MP1 27mm x 1.0mm LH Internal
Ace-90, RoadToad (100cc), Super Rat
(100cc/mx), Combat Wombat (125cc), Wombat
(175cc), Super Combat (125cc/mx), Thunder
Dog (250cc)

KTM

35-5946 #MP12 26mm x 1.5mm External
KTM Enduro/Offroad/MX two-stroke
125/250/300/360 cc

35-5956 #MP46 26mm x 1.0mm RH External
KTM Enduro/Dual Sport four-stroke 400cc
through 620cc (1988 through 1996)

LEM, KTM and ITALJET

35-8604 #MP50 19mm x 1.0mm RH External
Pee-Wee racer 50cc applications.

ROTAX

35-5952 #MP29 35mm x 1.5mm RH External
All 600cc with large flywheel

SHOP EQUIP & TOOLS

HARD PARTS

CARB & FUEL

IGNITION/ELECTRICAL

CONTROL

SUSPENSION

ACCESSORIES

SHOP EQUIP & TOOLS

HARD PARTS

CARB & FUEL

IGNITION/ELECTRICAL

CONTROL

SUSPENSION

ACCESSORIES



35-4300



CHROME-VANADIUM T-HANDLES (W/HOLDING RACK)

Easy-Grip PVC dipped handles for comfort and stability. Precision fit, inertia welded deep sockets for nearly all applications. Set includes #2 & #3 Philips head screwdrivers and 8, 10, 12, 13, 14 and 17mm deep sockets. Vinyl dipped rack solidly holds and organizes T-handles. Attaches firmly on Park Tool cast aluminum tool trays, most steel toolboxes or bolts to any wall or tool board (fasteners not included).

35-4300 Chrome-Vanadium T-Handles(w/ Holding Rack)



35-4243

12mm

35-4246

P-HANDLE HEX WRENCH SET

Set includes 2, 2.5, 3, 4, 5, 6, 8 and 10mm sizes. Long P-handle Hex shafts are equipped with a Bondhus Balldriver® for hard to reach bolts. Short ends are chamfered for an effortless fit in high torque situations. Speed bearing attachment adds quickness to operation. Set includes bench/wall mount holder.

35-4243 P-Handle Hex Wrench Set

35-4246 P-Handle 12mm Hex Wrench



SEE PAGE 335 FOR DETAILS ON THE PDR-5 DISPLAY!
FROM PARK TOOLS AND K&L SUPPLY

T-HANDLE SOCKET WRENCHES & HAND TOOLS

SHOP EQUIP & TOOLS

HARD PARTS

CARB & FUEL

IGNITION/ELECTRICAL

CONTROL

SUSPENSION

ACCESSORIES

METRIC T-HANDLE SOCKETS

Made in Japan. Limited one year warranty.

35-5130 Metric T-Handle Set.

(1 each of sizes below except 13mm)

- 35-9580** 8mm
- 35-9582** 10mm
- 35-9583** 12mm
- 35-9643** 13mm
- 35-9584** 14mm
- 35-9585** 17mm



35-5130



35-1204

35-1104

35-1093

MOTION PRO T-HANDLE SOCKETS

Great for shop use and home mechanics. T-Handle features include chrome vanadium tool steel deep six point sockets with a carbon steel T-style handle. Finished in nickel-pewter. The deep sockets allow for nuts to be driven over long threaded bolts.

35-1093 Motion Pro Metric T-Handle Socket Set

Includes: 8/10/12/13/14/17 and 19mm

35-1104 Rack (10 slots)

35-1204 Wall Bracket for **35-1104**. Lets you mount rack to wall, toolbox or any flat surface. Includes quick release pin.

35-1067 8mm **35-1068** 10mm

35-1069 12mm **35-1072** 13mm

35-1073 14mm **35-1074** 17mm

35-1087 19mm

35-0945 Motion Pro S.A.E. T-Handle Socket Set

Includes: 5/16", 3/8", 7/16", 1/2", 9/16", 5/8", 11/16", 3/4"



35-0945

MOTION PRO 1/4" & 3/8" DRIVE T-HANDLES

These two T-Handle Socket Drivers allow optional ways to use any 1/4" or 3/8" sockets, hex drives, crows' foot or swivels. Manufactured from chrome-vanadium tool steel with carbon steel. Sold each.

35-8804 Motion Pro 1/4" Drive (8-1/2" Long)

35-8808 Motion Pro 3/8" Drive (10-1/2" Long)



MOTION PRO THREE PIECE MINI PRO T-HANDLE SET



These six point Mini Pro T-Handles are manufactured from the same material as the full length T-Handles. The convenient (175mm), 6 - 3/4" shaft length is ideal for quick use and easy storage.

35-1963 Motion Pro Three Piece Mini Pro T-Handle Set.

Includes 8mm, 10mm, and 12mm

MOTION PRO THREE WAY SCREWDRIVER

Blade sizes include 16mm (5/8"), 22mm (7/8") and 33mm (1 1/2"). Seven (7") inch width gives lots of leverage for tough to turn screws.

35-2989 Motion Pro Three Way Screwdriver



MOTION PRO T-HANDLE, BALL-END ALLEN SET

T-Handle hex loosens/tightens stubborn fasteners quickly Ball End gives better access to recessed allens, up to 25 degree angle T's are 6 3/4" long, and are made of chrome vanadium tool steel.

35-2478 Motion Pro T-Handle, Ball-End Allen Set.



MOTION PRO 1/4" & 3/8" DRIVE T-HANDLE RATCHETS



These two T-Handle Ratchets allow optional ways to use any 1/4" or 3/8" sockets, hex drives, crow foot or swivels. Manufactured from chrome-vanadium tool steel Sold each.


35-8806 Motion Pro 1/4" Drive T-Handle Ratchet

35-8807 Motion Pro 3/8" Drive T-Handle Ratchet

MOTION PRO RACER T-HANDLE DEEP SOCKET SET

Set includes the following: 8mm, 10mm, 12mm, and 14mm sockets, and #2 & #3 phillips screwdrivers.

35-9762 Motion Pro Racer T-Handle Deep Socket Set





DUAL HEAD STUBBY RATCHET HANDLE

Features both 1/4" and 3/8" reversible drive head. 72 precise ratchet teeth for finer turning. Smooth chrome finish with contoured rubber grip.

35-9397 Stubby ratchet



3/8" SQUARE DRIVE RATCHET HANDLE

3/8" square drive socket wrench handle with quick action reverse lever. 72 precise ratchet teeth for finer turning. Smooth chrome finish with no slip rubber grip.

35-9398 3/8" Drive Ratchet



LOCKING EXTENSION BAR FOR 3/8 SOCKETS

Unique design features sliding collar that engages a ball-style detent that securely locks your socket in place. Great for applications like spark plugs, or any other hard to reach fasteners.

35-2605 3/8 Locking Extension Bar



35-2683



35-2692

MAGNETIC PARTS TRAYS

Every tech needs at least one! We offer two styles of trays in sizes that are perfect for keeping screws, nuts, and washers in place during disassembly. Great for carb overhauls and other precision jobs.

35-2683 6" Round Magnetic Parts Tray

35-2692 5.5" x 9.5" Rectangular Magnetic Parts Tray



35-2750

HEAVY DUTY RIV-NUT TOOL SET

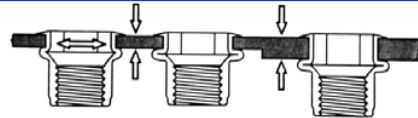
Hydraulic action riveter tool is designed to set from 1/8" up to 1/4" diameter steel, stainless steel, aluminum and plastic rivets by changing the nose piece. This tool has a rated pressure of over 3,500 lbs with one handed operation. Can be used for the installation of riv-nut fasteners found on many Yamaha applications. Riv-nuts not included, sold in individual sizes. (see Riv-Nut Inserts)

35-2750 Heavy Duty Riv-Nut Tool Set. Set includes hand hydraulic riveter, pull up studs and driving anvils in 6/8/10mm. All packaged in a plastic storage case.

35-2751 Replacement 6mm Stud only for **35-2750**

35-2752 Replacement 8mm Stud only for **35-2750**

35-2753 Replacement 10mm Stud only for **35-2750**



RIV-NUT INSERTS

Available as a shop kit and individual replacement pk/5.

33-2760 Riv-Nut Inserts. Includes 1 pk of each part number listed.

Replacement Riv-Nut Inserts. Sold pk/5.

33-2754 6mm Hex Style Insert

33-2755 8mm Hex Style Insert

33-2756 10mm Hex Style Insert

33-2757 6mm Round Ribbed Insert

33-2758 8mm Round Ribbed Insert

33-2759 10mm Round Ribbed Insert



"L" TYPE TOOL

L type tool with through hole in handle. This design allows access to bolts in tight and hard to reach places. Easy access to studs and other engine bolts.

35-6448 8mm

35-6450 10mm

35-6452 12mm

35-6459 13mm

35-6461 14mm






35-0581

BONDHUS METRIC & SAE HEX T-HANDLE SETS

Plastic coated, tapered, cushion grip handles make for easy and comfortable use. Ball driver hex wrenches allow for getting at those hard to reach allen screws. Available in Metric and SAE sizes.

35-0581 Metric Ball Hex T-Handle Set, 8 sizes: 2, 2.5, 3, 4, 5, 6, 8, 10mm

35-0569 SAE Hex T-Handle Driver Set, 10 sizes: 3/32", 7/64", 1/8", 9/64", 5/32", 3/16", 7/32", 1/4", 5/16", 3/8"



THREE PIECE POWER EXTENSION SET

Turn your drill into a power driver! Set includes 1/4, 3/8, and 1/2 drive extensions, shanks are 1/4" in diameter

35-2630 Three piece power extension set



17 PC BIT SET

Set includes flat, allen, torx pozidrive and hex bits. Includes magnetic extension. Great for counter sales, or in the shop.

35-2621 17 pc Bit Set



POWER TAPS

These Power Taps can drill and tap, all with just the one tool. No more drill bit and tap sets. Now you have one tool to do both jobs.

Two sizes available:

35-2761 8mm x 1.25 Power Tap

35-2762 10mm x 1.25 Power Tap



35-0580

BONDHUS METRIC & SAE BALL HEX KEY SET

Designed with a ball profile on the long arm. This feature provides 360° of rotation at up to a 30° angle.

35-0567 Metric Ball Hex Key Set 9 sizes: 1.5, 2, 2.5, 3, 4, 5, 6, 8, and 10mm with plastic holder.

35-0580 SAE Ball driver set, 13 sizes: .050", 1/16", 5/64", 3/32", 7/64", 1/8", 9/64", 5/32", 3/16", 7/32", 1/4", 5/16", 3/8"

THREE PIECE SOCKET CAP SET

Set contains three socket adapters which allows sockets to be turned with an open or box end wrench.

Each socket cap adds to the height of the socket being used. 1/4" - adds additional 0.22" (5.5mm), 3/8" - adds additional 0.28" (7.2mm), 1/2" - adds additional 0.38" (9.5mm)




35-3435 Three Piece Socket Cap Set

BONDHUS TORX KEY SET (STAR WRENCHES)

High quality black coated "L" wrenches with torx on both ends.

35-0568 BONDHUS Torx Key Set (Star Wrenches)



8 sizes: T9, T10, T15, T20, T25, T27, T30, T40.

EIGHT PIECE TORX BIT SET

Used for the removal and installation of tamper resistant torx fastener.

Works well on Yamaha Venture carburetors and ignition switches on many late model motorcycles.

35-0104 Eight Piece Torx Bit Set



ALLEN WRENCH SET

Ergonomic handles have solid steel centers. Heat treated chrome vanadium steel. Sizes include: 2, 2.5, 3, 4, 4.5, 5, 5.5, 6, 8, and 10mm metric hex keys.

35-3389 Allen Wrench Set (10 Piece)



THREAD REPAIR TOOLS

SHOP EQUIP & TOOLS



TIME-SERT THREAD REPAIR KITS

Time-serfs are a solid bushing insert. This guarantees easy installation and allows for full load use of tapped hole, ensuring protection against stress and vibration. Time-serfs are self locking. On installation the bottom internal threads of the insert are cold rolled to expand the mating external threads into the base material locking the insert in place.

Thread Repair Kits include thread insert tap tool and thread inserting tool. Inserts sold in pk/10

TIME-SERT INDIVIDUAL KITS, SPARK PLUG

- 35-3294 10 x 1.00mm Spark Plug Repair Kit (no inserts with this kit)
- 35-9426 12 x 1.25mm Spark Plug Repair Kit (no inserts with this kit)
- 35-9423 14 x 1.25mm Spark Plug Repair Kit (no inserts with this kit)

TIME-SERT INDIVIDUAL KITS, METRIC

- 35-9439 5 x 0.8mm with 5 inserts 7.6mm long
- 35-9436 6 x 1.0mm with 5 inserts 9.4mm long
- 35-9432 8 x 1.25mm with 5 inserts, 11.7mm long
- 35-9429 10 x 1.25mm with 5 inserts, 16.2mm long

TIME-SERT INDIVIDUAL KITS, S.A.E. STANDARD

- 35-3280 1/4 x 20 with 5 inserts .380 long
- 35-3283 7/16 x 20 with 5 inserts .600 long
- 35-3286 1/2 x 20 with 5 inserts .650 long
- 35-3290 3/8 x 16 with 5 inserts .520 long

REPLACEMENT TIME-SERT INSERTS, SPARK PLUG

Inserts sold in pk/10.

- 35-3295 10 x 1.00mm x 9mm long Sparkplug
- 35-3296 10 x 1.00mm x 15mm long Sparkplug
- 35-9427 12 x 1.25mm x 9mm long Sparkplug
- 35-9428 12 x 1.25mm x 15mm long Sparkplug
- 35-9424 14 x 1.25mm x 11mm long Sparkplug
- 35-9425 14 x 1.25mm x 13.5mm long Sparkplug
- 35-3298 14 x 1.25mm x 16.8mm long Sparkplug

REPLACEMENT TIME-SERT INSERTS, METRIC

Inserts sold in pk/10.

- 35-9440 5 x 0.8mm x 7.6mm long
- 35-9441 5 x 0.8mm x 10mm long
- 35-9437 6 x 1.0mm x 9.4mm long
- 35-9438 6 x 1.0mm x 12mm long
- 35-9434 8 x 1.25mm x 11.7mm long
- 35-9435 8 x 1.25mm x 16.2mm long
- 35-9430 10 x 1.25mm x 14mm long
- 35-9431 10 x 1.25mm x 16.2mm long

REPLACEMENT TIME-SERT INSERTS, S.A.E. STANDARD

Inserts sold in pk/10.

- 35-3281 1/4 x 20 x .380 long
- 35-3282 1/4 x 20 x .500 long
- 35-3284 7/16 x 20 x .600 long
- 35-3285 7/16 x 20 x .870 long
- 35-3287 1/2 x 20 x .650 long
- 35-3289 1/2 x 20 x 1.00 long
- 35-3291 3/8 x 16 x .520 long
- 35-3292 3/8 x 16 x .620 long
- 35-3293 3/8 x 16 x .750 long

HARD PARTS

CARB & FUEL

IGNITION/ELECTRICAL

CONTROL

SUSPENSION

ACCESSORIES



RECOIL THREAD REPAIR KITS

Recoil inserts and taps are interchangeable with all other Helical Thread Insert Systems. Complete range of metric sizes and kits available at an economical price. Thread Repair Kits contain inserts, thread insert tap tool, and thread inserting tool. Inserts sold in pk/10

RECOIL THREAD REPAIR RANGE KIT

35-4294 Recoil Thread Repair Range Kit.

Includes: Bolt hole sizes, M6 x1mm and M8 x1.25mm
Spark Plug sizes: M10 x 1.00mm, M10 x 1.25mm, M12 x 1.25mm and M14 x 1.25mm

RECOIL INDIVIDUAL KITS

- 35-4289 M6 x 1.00 mm Repair Kit
- 35-4276 M7 x 1.00 mm Repair Kit
- 35-4290 M8 x 1.25 mm Repair Kit
- 35-4306 M10 x 1.25mm Repair Kit
- 35-4291 M10 x 1.5 mm Repair Kit
- 35-4275 M10 x 1.0 mm Spark Plug Repair Kit
- 35-4292 M12 x 1.25 mm Spark Plug Repair Kit
- 35-4293 M14 x 1.25 mm Spark Plug Repair Kit



REPLACEMENT RECOIL INSERTS

Inserts sold in pk/10.

- 35-4295 M6 x 1.00 x 9L Inserts
- 35-4277 M7 x 1.00 x 10L Inserts
- 35-4296 M8 x 1.25 x 12L Inserts
- 35-3886 M10 x 1.25 x 15L Inserts
- 35-4315 M10 x 1.50 x 15L Inserts
- 35-4297 M10 x 1.00 x 1/2" Spark Plug Inserts
- 35-4298 M12 x 1.25 x 1/2" Spark Plug Inserts
- 35-4299 M12 x 1.25 x 3/4" Spark Plug Inserts
- 35-4301 M14 x 1.25 x 3/4" Spark Plug Inserts



FIVE PIECE METRIC THREAD RESTORER DIE SET

Available in five different pitches: 6x1.00mm, 8x1.25mm, 10x1.50mm, 12x1.50mm, 12x1.75mm.

35-3354 Five Piece Metric Thread Restorer Die Set



METRIC THREAD RESTORER FILE

Contains eight different pitches: 0.75mm, 1.00mm, 1.25mm, 1.50mm, 1.75mm, 2.00mm, 2.50mm, & 3.00mm.

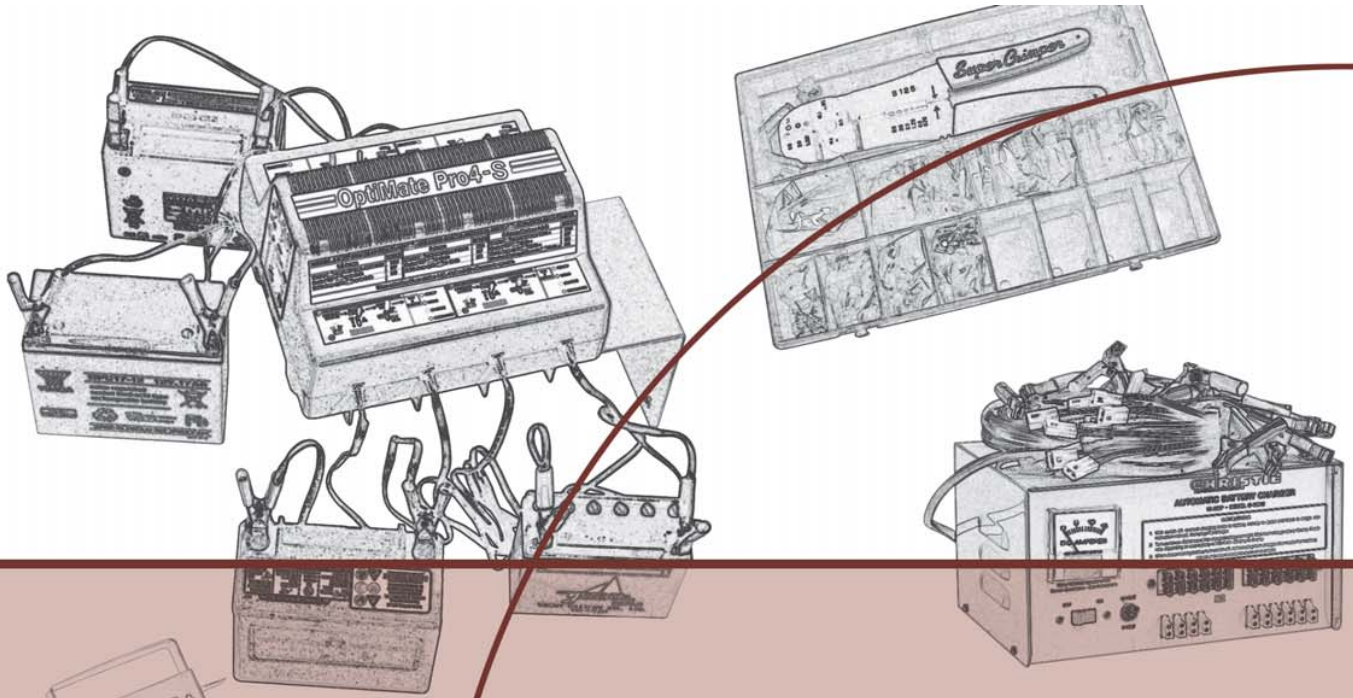
35-3353 Metric Thread Restorer File

METRIC SPARK PLUG CHASER

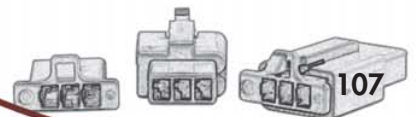

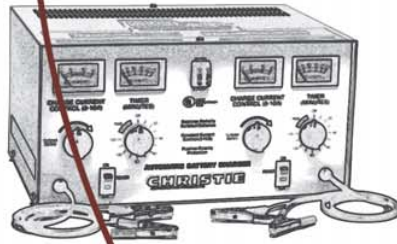
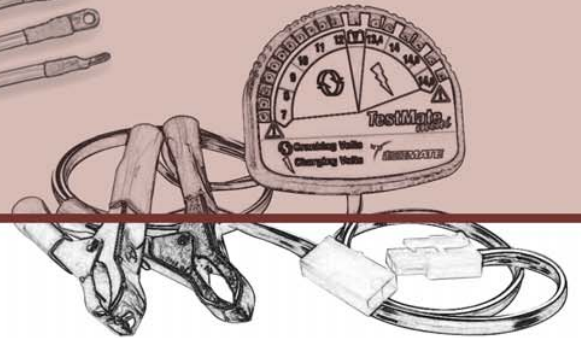

Cleans dirt, carbon, and metal particles from 10mm & 14mm spark plug threads.

35-8755 Metric Spark Plug Chaser





Electrical



ELECTRICAL TERMINAL KITS & CONNECTORS

SHOP EQUIP & TOOLS



34-1547

ELECTRICAL TERMINAL KITS

Terminal Pins, Pin Seals, and Couplers are OEM quality and allow for easy modifications of wire connections without soldering. Terminal crimping tool is included in each kit to make stripping the wire and crimping the terminals easy and professional. **Made in Japan.**

34-1866 PROFESSIONAL ELECTRICAL SHOP TERMINAL KIT

Contains 100 each of B-1 to B-6, B-9, B-10, B-16, B-17, B-21, B-22, B-48 and one FRH-07 wire crimper in a metal storage case with terminal identification chart inside lid.

34-1547 ELECTRICAL TERMINAL KIT B-TYPE

Contains 20 each of B-1 to B6, 2 sets of B-7 (2 male, 2 female), 20 each of to B-9, B-10, B21, B-22, B-48, one set of B-37R, and one FRH-07 crimper tool in a plastic storage case with terminal identification chart inside lid.

34-6943 SHOP TERMINAL KIT YAMAHA B-2

Contains 20 each of 7120-8013, 7120-1151, 7120-1152, B-1, B-2, B12, B-24, and one B-14 wire crimper tool, all contained in plastic storage case with terminal identification chart inside lid.

HARD PARTS

CARB & FUEL

IGNITION/ELECTRICAL

CONTROL

SUSPENSION

ACCESSORIES

| REPLACEMENT PINS & COUPLERS | | 10pk | 100/pk |
|-----------------------------|-------------------------------------|---------|------------------|
| B-1 | Terminal Pin, Male | — | 34-8959 |
| B-2 | Terminal Pin, Female | — | 34-8960 |
| B-3 | Terminal Cover, | — | 34-8961 |
| | Male-use with B1 pin | | |
| B-4 | Terminal Cover, | — | 34-8962 |
| | Female-use with B-2 pin | | |
| B-5 | Terminal Pin, Male | — | 34-8963 |
| B-6 | Terminal Pin, Female | — | 34-8964 |
| | Terminal Pin, Male | — | 34-6940 |
| | OEM Honda-use with 34-1869 | | |
| | Terminal Pin, Female | — | 34-1869 |
| | OEM Honda, use with 34-6940 | | |
| | slightly larger than B-6 | | |
| B-7 | 4-Pin Coupler Set, M/F | 34-8965 | — |
| B-8 | Solderless Wire Splice | — | 34-8966 |
| B-9 | Terminal Pin, Male | — | 34-8967 |
| B-10 | Terminal Pin, Female | — | 34-8968 |
| B-12 | 4mm Terminal Ring (round eyelet) | — | 34-0279 |
| B-13 | 6 Pin M/F Coupler Set | 34-8973 | — |
| B-13R | 6 Pin M/F Coupler Set with retainer | 34-1853 | — |
| B-16 | Terminal Pin, Female-Dual | — | 34-8948 |
| B-17 | Terminal Cover, Female | — | 34-8949 |
| B-18 | 4 Pin M/F Coupler Set | 34-8947 | — |
| B-18R | 4 Pin M/F Coupler Set with retainer | 34-1854 | — |
| B-19 | 6 Pin M/F Coupler Set | 34-8946 | — |
| B-20 | Terminal Pin, Female | — | 34-1863 |
| | (Use with B36 & B36R only) | | |
| B-21 | 5mm Terminal Ring | — | 34-8970 |
| B-22 | 6mm Terminal Ring | — | 34-8972 |
| B-24 | 5mm Terminal Ring (round eyelet) | — | 34-0280 |
| B-36 | 1 Pin M/F Coupler Set, | 34-8336 | — |
| B-37 | 2 Pin M/F Coupler set, | 34-8337 | — |
| B-37R | 2 Pin M/F Coupler set with retainer | 34-1859 | — |
| B-38 | 3 Pin M/F Coupler set, | 34-8343 | — |
| B-38R | 3 Pin Coupler set with retainer | 34-1858 | — |
| B-40 | 3 Pin M/F Coupler set, | 34-1855 | — |
| | uses B-5 & B-6 pins | | |
| FRH-07 | Terminal Crimper | 34-1880 | (Only Sold Each) |



34-6943



34-1866

| REPLACEMENT PINS & COUPLERS | | 20/pk | 100/pk |
|-----------------------------|---------------------------------------|---------|---------|
| B-41 | Terminal Pin, Male-thinner than B-1 | — | 34-1865 |
| B-42 | Terminal Pin, Female-thinner than B-2 | — | 34-1868 |
| 7120-8013 | Terminal Pin Cover, Female | — | 34-0275 |
| 7120-1151 | Terminal Pin Cover, Female | — | 34-0277 |
| 7120-1152 | Terminal Pin Cover, Male | 34-0278 | — |



| | | |
|---------|---|--------|
| 34-6969 | 8100-1462M Terminal Pins, Male | pk/100 |
| | fits 34-6956 & 34-6958 | |
| 34-6971 | 8100-1469F Terminal Pins, Female | pk/100 |
| | fits 34-6957 & 34-6959 | |
| 34-0294 | 2 Pin Male Coupler for Turn Signal, Black | pk/100 |
| 34-0295 | 2 Pin Female Coupler for Turn Signal, Black | pk/100 |
| | Note: Pins not available for 34-0294, 34-0295. | |

Toll Free: 1-800-727-6767

Fax: 1-408-727-4842

www.klsupply.com

REPLACEMENT TERMINALS AND CONNECTORS



34-8959 B-1



34-8960 B-2



34-8961 B-3



34-8962 B-4



34-8963 B-5



34-8964 B-6



34-1869 8240-4050



34-6940 18064-1



34-8965 B-7



34-8966 B-8



34-8967 B-9



34-8968 B-10



34-0279 B-12



34-8973 B-13



34-1853 B-13R



34-8948 B-16



34-8949 B-17



34-8947 B-18



34-1854 B-18R



34-8946 B-19



34-1863 B-20



34-8970 B-21



34-8972 B-22



34-0280 B-24



34-8336 B-36



34-8337 B-37



34-1859 B-37R



34-8343 B-38



34-1858 B-38R



34-1855 B-40



34-0277 7120-1151



34-0278 7120-1152



34-0275 7120-8013



34-6938



34-6939



34-6932



34-6935



34-6936



34-6937

COUPLERS

Note: Use 34-6940 (male pin) and 34-1869 (female pin) for 2, 3, 4, 6, and 9 pin couplers listed below. 34-6932 - 34-6931

| | | |
|---------|--------------------------------------|--------|
| 34-6932 | 2 Pin M/F Coupler, Set (white) | 5/sets |
| 34-6910 | 2 Pin Male Coupler (white) | pk/100 |
| 34-6915 | 2 Pin Female Coupler (white) | pk/100 |
| 34-6935 | 3 Pin M/F Coupler, Set (green) | 5/sets |
| 34-6916 | 3 Pin Male Coupler (green) | pk/100 |
| 34-6918 | 3 Pin Female Coupler (green) | pk/100 |
| 34-6936 | 4 Pin M/F Coupler, Set (red) | 5/sets |
| 34-6920 | 4 Pin Male Coupler (red) | pk/100 |
| 34-6922 | 4 Pin Female Coupler (red) | pk/100 |
| 34-6937 | 6 Pin M/F Coupler, Set (white) | 5/sets |
| 34-6927 | 6 Pin Male Coupler (white) | pk/100 |
| 34-6928 | 6 Pin Female Coupler (white) | pk/100 |
| 34-6938 | 9 pin coupler, Set (black and black) | 5/sets |
| 34-6939 | 9 pin coupler, Set (black and white) | 5/sets |
| 34-6929 | 9 Pin Male Coupler (black) | pk/100 |
| 34-6930 | 9 Pin Female Coupler (black) | pk/100 |
| 34-6931 | 9 Pin Female Coupler (white) | pk/100 |

COUPLERS photo not shown

| | | |
|---------|--------------------------------------|--------|
| 34-6982 | 6090-1218 6 Pin Female Coupler (Yam) | pk/100 |
| 34-0298 | 8230-4272 Terminal Pin, Male (Yam) | pk/100 |
| 34-0326 | 8230-4412 Terminal Pin, Female (Yam) | pk/100 |



TERMINAL CRIMPER TOOL FRH-07

Features three crimp positions for B-series terminals, wire stripper, and wire cutter. Sold each.

Note: Not compatible with F-series terminals.

Made in Japan.

34-1880 Terminal Crimper Tool FRH-07

SHOP EQUIP & TOOLS

HARD PARTS

CARB & FUEL

IGNITION/ELECTRICAL

CONTROL

SUSPENSION

ACCESSORIES

ELECTRICAL TERMINALS & CONNECTORS

SHOP EQUIP & TOOLS

HARD PARTS

CARB & FUEL

IGNITION/ELECTRICAL

CONTROL

SUSPENSION

FRA-SERIES-PINS, COUPLERS & PIN SEALS

(Waterproof, Greatest Amperage Capacity)



34-9280 FRA-103



34-9281 FRA-104



34-9282 FRA-106



34-9283 FRA-115



34-9284 FRA-116

FW-SERIES PINS, COUPLERS & PIN SEALS

(Waterproof, General Usage)



34-0291 FW-M-085



34-6964 FW-F-085



34-0292 FWY-W-D



34-0293 FWY-W-0850



34-6966 FW-W-031

FRM-SERIES-PINS, COUPLERS & PIN SEALS

(Waterproof, Double Locked Pin Retention)



34-9285 FRM-101



34-9286 FRM-102



34-9287 FRM-103



34-9290 FRY-101



34-9291 FRY-102



34-9292 FRY-103

FRS-SERIES-PINS, COUPLERS & PIN SEALS

(Waterproof, Most Compact Size, Ideal for Dual Sports)



34-9295 FRS-101



34-9296 FRS-102



34-9297 FRS-103



34-9298 FRS-106



34-9299 FRS-107



34-1903 FRS-108



34-1904 FRS-109



34-1905 FRS-110



34-1906 FRS-111



34-1907 FRS-112




34-1908 FRS-113



34-0282 FRSY-106



34-0283 FRSY-107



34-0284 FWY-2M-B



34-0289 FWY-4M-B



34-0286 FWY-2F-B

ACCESSORIES

| REPLACEMENT PINS, COUPLERS & SEALS | | | | REPLACEMENT PINS, COUPLERS & SEALS | | | | REPLACEMENT PINS, COUPLERS & SEALS | | | |
|------------------------------------|-----------|-----------------|-------|------------------------------------|---------|------------------|-------|------------------------------------|----------|------------------|---------|
| 34-0281 | FR-150 | Pin Tools | Qt2 | 34-9295 | FRS-101 | Terminal Pin, M | pk/50 | 34-9280 | FRA-103 | Terminal Pin, M | pk/50 |
| 34-0282 | FRSY-106 | 2 Pin F Coupler | pk/10 | 34-9296 | FRS-102 | Terminal Pin, F | pk/50 | 34-9281 | FRA-104 | Terminal Pin, F | pk/50 |
| 34-0283 | FRSY-107 | 2 Pin M Coupler | pk/10 | 34-9297 | FRS-103 | Pin Seal (Black) | pk/50 | 34-9282 | FRA-106 | Pin Seal (Grey) | pk/50 |
| 34-0291 | FW-M-085 | Terminal Pin, M | pk/50 | 34-9298 | FRS-106 | 2-Pin M Coupler | pk/5 | 34-9283 | FRA-115 | 4-Pin M Coupler | pk/3 |
| 34-6964 | FW-F-085 | Terminal Pin, F | pk/50 | 34-9299 | FRS-107 | 2-Pin F Coupler | pk/5 | 34-9284 | FRA-116 | 4-Pin F Coupler | pk/3 |
| 34-0292 | FWY-W-D | Pin Seal, Blue | pk/50 | 34-1903 | FRS-108 | 3 Pin M Coupler | pk/5 | 34-9285 | FRM-101 | Terminal Pin, M | pk/50 |
| 34-0293 | FWY-W-085 | Pin Seal, Black | pk/50 | 34-1904 | FRS-109 | 3 Pin F Coupler | pk/5 | 34-9286 | FRM-102 | Terminal Pin, F | pk/50 |
| 34-0284 | FWY-2M-B | 2 Pin M Coupler | pk/10 | 34-1905 | FRS-110 | 4 Pin M Coupler | pk/3 | 34-9287 | FRM-103 | Pin Seal (Green) | pk/50 |
| 34-0286 | FWY-2F-B | 2 Pin F Coupler | pk/10 | 34-1906 | FRS-111 | 4 Pin F Coupler | pk/3 | 34-9290 | FRY-101 | Terminal Pin, M | pk/50 |
| 34-0289 | FWY-4M-B | 4 Pin M Coupler | pk/5 | 34-1907 | FRS-112 | 6 Pin M Coupler | pk/3 | 34-9291 | FRY-102 | Terminal Pin, F | pk/50 |
| 34-0290 | FWY-4F-B | 4 Pin F Coupler | pk/5 | 34-1908 | FRS-113 | 6 Pin F Coupler | pk/3 | 34-9292 | FRY-103 | Pin Seal (Black) | pk/50 |
| | | | | | | | | 34-6966 | FW-W-031 | Seal for 2 Pin F | pk/1000 |

TERMINAL CRIMPER TOOL FRC-200



Features smaller crimp positions for F-series terminals, built-in wire stripper, and wire cutter.


Note: Not compatible with B-series terminals.

Sold each.

Made in Japan.


34-9206 Terminal Crimper Tool Model FRC-200

TERMINAL REMOVAL TOOL



Designed to remove wires from terminals without damaging the end prongs. Includes six different shaped blades.

35-9266 Terminal Removal Tool



34-0281 set

TERMINAL PIN REMOVAL TOOL SET FR-150

Two piece tool set for removal of FR/FW Series Connectors Sold as set. **Made in Japan.**

34-0281 Terminal Removal Tool Set FR-150

WATERPROOF ELECTRICAL TERMINALS

Terminals are OEM quality and allow for easy modifications of wire connections without soldering. Ideal for building custom harness assemblies where extra reliability is needed. **Made in Japan.**



34-6955

34-6954

34-6972

34-6973

3 & 4 PIN COUPLER SETS

Made in Japan. Sold pk/10 (5 male & 5 female) and pk/100. Pins sold pk/100.

3 PIN COUPLER SET

| | | |
|----------------|---|------------------------|
| 34-6954 | 3 Pin M/F Coupler Set-(5 male and 5 female) | pk/10 |
| 34-6948 | 3 Pin Male Coupler only | 7228-3030 (Yam) pk/100 |
| 34-6949 | 3 Pin Female Coupler only | 7229-3030 (Yam) pk/100 |
| 34-6972 | Terminal Pin, Male | 7115-2200P pk/100 |
| 34-6973 | Terminal Pin, Female | 7115-1330P pk/100 |

4 PIN COUPLER SET

| | | |
|----------------|---|------------------------|
| 34-6955 | 4 Pin M/F Coupler Set-(5 male and 5 female) | pk/10 |
| 34-6950 | 4 Pin Male Coupler only | 7228-3042 (Yam) pk/100 |
| 34-6951 | 4 Pin Female Coupler only | 7228-3043 (Yam) pk/100 |
| 34-6972 | Terminal Pin, Male | 7115-2200P pk/100 |
| 34-6973 | Terminal Pin, Female | 7115-1330P pk/100 |

TERMINAL SETS AND COUPLERS

These sets feature our most popular terminals in smaller quantities, and are ideal for do-it-yourself customers.

Note: Pack refers to complete sets that qty. (1) of a part# will build.

| Part# | Description | Contents | Pack qty. |
|----------------|--------------------------|-------------------------|-----------|
| 34-9063 | Bullet Terminals | M/F pins, sleeves | 30 Sets |
| 34-9065 | Dual Female Bullets | M/F pins, sleeves | 5 Sets |
| 35-9066 | 6 mm Ring Terminal | Rings, sleeves | 5 Sets |
| 35-9067 | 8 mm Ring Terminal | Rings, sleeves | 5 Sets |
| 34-9068 | 10 mm Ring Terminal | Rings, sleeves | 5 Sets |
| 34-9069 | 2 Pin Waterproof Coupler | M/F blocks, pins, seals | 1 Set |
| 34-9070 | 3 Pin Waterproof Coupler | M/F blocks, pins, seals | 1 Set |
| 34-9074 | 4 Pin Waterproof Coupler | M/F blocks, pins, seals | 1 Set |
| 34-9080 | 6 Pin Waterproof Coupler | M/F blocks, pins, seals | 1 Set |



34-9063



34-9065



35-9066



35-9067



34-9068



34-9069



34-9070



34-9074



34-9080

Tool Up for Profit!

www.klsupply.com

SHOP EQUIP & TOOLS

HARD PARTS

CARB & FUEL

IGNITION/ELECTRICAL

CONTROL

SUSPENSION

ACCESSORIES

TERMINAL REMOVAL TOOL

Designed to remove wires from terminals without damaging the end prongs. Includes six different shaped blades.

35-9266 Terminal Removal Tool



ELECTRICAL CONNECTOR PIN REMOVAL TOOLS

Precision pin tools for terminal repair on harness connectors. Safely removes pins without damaging wires. Available in 4 piece set or each. *Made in Japan.*

35-9553 Four Piece Pin Set includes
35-9557, 35-9558, 35-9662, and 35-9667

INDIVIDUAL CONNECTOR PIN REMOVAL TOOLS

| | | | |
|----------------|---------------------------------|---------------|------|
| 35-9557 | Electrical Connector Pin Tool A | 07JA2-002010A | each |
| 35-9558 | Electrical Connector Pin Tool D | 07JA2-002040A | each |
| 35-9662 | Electrical Connector Pin Tool F | 07JA2-002060A | each |
| 35-9667 | Electrical Connector Pin Tool G | 07JA2 002070A | each |



UNIVERSAL REPLACEMENT BATTERY CABLES

These high quality American-made replacement cables may be used as either Positive or Negative Battery Leads. Each cable features six-gauge copper wire with colored insulation and 1/4" copper terminals that are soldered (not crimped) on. Sold pk/6.

| Color | 4" Length | 6" Length | 8" Length | 10" Length |
|-------|----------------|----------------|----------------|----------------|
| Red | 20-0142 | 20-0143 | 20-0144 | 20-0145 |
| Black | 20-0342 | 20-0343 | 20-0344 | 20-0345 |



"ACTIVATOR" DRY CHARGE BATTERY FILLER

Fast and clean! Positive thumb release valve controls acid flow. Attaches to any standard acid pack tube. Includes handy hanger card.

35-8364 Dry Charge Battery Filler only. Adapter not included

35-8365 Optional Battery Filler Adapter
For use on batteries with small openings

EYE OUTLET TERMINALS

Sold pk/12.

34-1554 Eye Outlet Terminal 1/4"

34-1558 Eye Outlet Terminal 5/16"

34-1559 Eye Outlet Terminal 3/8"



DIGITAL BATTERY LOAD TESTER

Works on 12 volt batteries. Tests battery voltage, charging system output, and starter voltage. Microprocessor applies a ten second load, and gives an audible tone indicating completion of test. Results are digitally displayed, including test voltage, until leads are disconnected from battery. 2 yr. warranty

35-7330 Digital Load Tester



697 HIGH CURRENT PROBE. (400A MAX)

Great for testing starting and charging systems. Works with multimeters, oscilloscopes, and graphing meters.

35-9017 697 High current probe



ANALOG MULTIMETER

Professional analog multimeter. Check ignition and electrical system. Comes with test leads (red/black) and instructions.

35-9565 Analog Multimeter



34-1536

IN-LINE FUSE HOLDER

Unique "sight hole" lets you check the the fuse without taking holder apart. Sold pk/3.

34-1536 12 ga wire, 30 amp. fuse



MOTION PRO BATTERY BOOSTER CABLES

Conveniently sized for bike-to-bike jump starts. 5' long with heavy-duty alligator clips for secure connection.

99-8951 Motion Pro Booster Cables



JUMP-N-CARRY PORTABLE STARTER

- 400 amps of starting power
- Voltmeter shows battery status
- Heavy duty case

35-9574 Jump-N-Carry portable Starter



35-1396
Ring Style
Terminals

Alligator Style
Terminals
35-1397

BATTERY TENDER® PLUS 12V CHARGER

1.25 amp charger will fully charge and maintain a battery at proper storage voltage. Includes a quick connect harness. 10 Year warranty.

35-0532 Battery Tender® Plus 12V Charger

35-1396 Ring Terminals, Quick Disconnect

35-1397 Alligator Terminals, Quick Disconnect



BATTERY TENDER® JUNIOR 6 & 12V CHARGERS

Battery Tender® Juniors are light-weight & compact. Unit are polarity protected and spark proof. 12' cord, 5 Year warranty.

35-0787 12V Battery Tender® Junior

35-1424 6V Battery Tender® Junior

35-1396 Ring Terminals, Quick Disconnect

35-1397 Alligator Terminals, Quick Disconnect

(Charging output is 750mA on both 6 and 12 volt models)

SHOP EQUIP & TOOLS

HARD PARTS

CARB & FUEL

IGNITION/ELECTRICAL

CONTROL

SUSPENSION

ACCESSORIES



BATTERY TENDER® MULTIPLE CHARGING STATIONS

Designed to charge and maintain 12v batteries. Each charger has its own 6' lead with quick connect alligator clamps. 110 VAC @ 60Hz. Both units come with a 3 year warranty.

37-0783 10 Bank Battery Charger

37-0782 5 Bank Battery Charger



BATTERY TENDER® WATERPROOF 800

This compact 800 mA battery charger has highly efficient surface mount technology electronic components. Interior is completely protected from shock, vibration, and moisture by a UL recognized synthetic epoxy resin compound. 3 Year warranty.

35-1416 Battery Tender® Model 800 WaterProof Charger (12V)

35-1396 Ring Terminals, Quick Disconnect

35-1397 Alligator Terminals, Quick Disconnect



35-0103

Receptacle Repair Kit



CHRISTIE AUTOMATIC BATTERY CHARGER

Charges 6 and 12 volt batteries with a maximum output of 10 amps. Enough leads are included to charge up to 10 batteries at once; all 10 charging circuits are individually fuse protected.

35-9110 CHRISTIE Automatic Battery Charger

35-0096 Replacement Cables with clamps Sold in pk / 5.

35-0103 Receptacle Repair Kit. Includes: 5 receptacle plugs

(molex connectors) and 10 female pins for repair of receptacle.



CHRISTIE DUAL STATION BATTERY CHARGER

Partially sulfated batteries are easily recovered with the C1012/2S. It's Electronic Controls automatically adjust the charging voltage applied during de-sulfation.(22V max) Two batteries can be charged independently, simply connect leads, set charger rate (0-10 Amps) and set Timer control(0-2Hrs). Made in U.S.A.

35-9128 CHRISTIE Dual-Station Battery Charger



TESTMATE SPORT

is an easy-to-use portable battery tester for all 12V motorcycle, ATV / Quad, snowmobile & PWC batteries from 2 to 35Ah. Batteries can be tested for readiness with 3 selectable programs.

- Std / Filler Cap
- Sealed / AGM / Gel for MF ("Maintenance-Free")
- High-Power AGM for "High Performance" MF.
- Tests 2 to 35Ah batteries

35-8511 TestMate Sport



TESTMATE MINI BATTERY & CHARGING SYSTEM TESTER/ANALYZER

This compact, easy to use tester is ideal for quick diagnosis without having to remove wiring. Simply connect the included harness to the battery in question and begin testing. With the ignition off, battery voltage is displayed. When the starter is engaged, cranking voltage is displayed. With the engine running, charging voltage at various R.P.M.'s can be observed, indicating potential regulator and alternator trouble. Easier to read than a multimeter, the Testmate is small enough to use anywhere with no need to switch between different scales.

35-7983 TestMate Mini



OPTIMATE PRO-S DESULFATING BATTERY CHARGER/MAINTAINER

TecMates most powerful compact charger. The Pro-S has three rates of charge available, with a maximum of four amps, making it ideal for dealers & owners of multiple vehicles.

- Deactivates when disconnected.
- Electronically protected reverse polarity connection
- Quickly recovers neglected batteries
- Includes clips for wall mounting

35-8006 Optimate Pro -S Desulfating Battery Charger/Maintainer



ACCUMATE 612 BATTERY CHARGER/MAINTAINER

The AccuMate mini charges the battery with 0.9A current. Charging voltage rises as resistance increases, until a proper charge has been reached. The circuit then switches into float charge mode with voltage limited at 13.5V (6.7V for 6V batteries) to maintain it. For all 6 & 12 volt lead-acid batteries, including Std, GEL /MF, and AGM .

- Includes Eyelet and Clip Style leads.
- Electronically protected reverse polarity connection
- 2 year warranty

35-9808 Optimate 612 Mini Battery Charger /Maintainer

TecMate Battery Charger Accessories (For Optimate & AccuMate models)

Note: 2009 and Later chargers use S.A.E. Style Accessories

| Description | TM Style | Ref# |
|-----------------------|----------|---------|
| 8 foot Extension Cord | 35-7973 | (TM-73) |
| Eyelet Harness | 35-7974 | (TM-71) |
| 12V Socket Connector | 35-7740 | (TM-72) |

| Description | S.A.E. Style | Ref# |
|-----------------------|--------------|----------|
| 8 foot Extension Cord | 35-7742 | (SAE-73) |
| Eyelet Harness | 35-7743 | (SAE-71) |
| 12V Socket Connector | 35-7741 | (SAE-72) |

| Description | S.A.E. Style | Ref# |
|-----------------------------------|--------------|----------|
| Wall Bracket (For Optimate 3) | 35-7979 | (TM-75) |
| Connection adapter (TM to S.A.E.) | 35-7975 | (TM-77) |
| Connection adapter (S.A.E. to TM) | 35-7745 | (SAE-77) |



ACCUMATE VEE BATTERY CHARGER/MAINTAINER

AccuMate V is a 4-stage, automatic smart charger and maintainer designed for fast recharging of cruiser & touring motorcycles batteries. The maintenance program is configured for safe long term storage charging of batteries from 7Ah to about 100Ah, making it ideal for long term seasonal storage .

- Fully automatic smart charger
- For all 12v lead-acid batteries
- Maintains battery at correct voltage to prevent sulfation
- 2 year limited warranty

35-8005 ACCUMATE VEE Battery Charger/Maintainer



OPTIMATE 4 BATTERY CHARGER/MAINTAINER

DUAL RECOVERY + turbo mode recovery for dead-flat batteries

- Initial stage @ 16Vmax. Turbo stage @ 22V max
- Microprocessor controlled with monitoring & safety circuits
- Comprehensive 10-LED information panel
- Stress relieving cable bushings
- Max Input Current 0.8 Amps @ 120V
- Two Year Warranty

35-8384 Optimate 4 Battery Charger/Maintainer

Note: See Accessories for this charger on page 114



OPTIMATE 3+ DESULFATING BATTERY CHARGER "Battery Performance Guaranteed"

Optimate 3+ automatically tests batteries for sulfation and saves neglected batteries other chargers can't.

- Endorsed & recommended by all major powersport OEM's
- Special recovery & charging program
- Electronically protected reverse polarity connection
- 24/7 Automatic Storage Control – leave hooked up when not in use!

35-7961 Optimate 3+ Desulfating Battery Charger

Note: See Accessories for this charger on page 114



OPTIMATE PRO4-S BATTERY CHARGER

The Optimate PRO4-S is fully commissioning 5-stage multi charger incorporating diagnostic checks and an automatic special recovery mode for deep discharged (sulfated) batteries. Four different 12 Volt batteries can be simultaneously and independently charged and assessed by way of 3 selectable programs. The three selectable programs ensure optimal charging of standard filler cap, auto, motorcycle AGM type MF, gel starter, deep cycle and trolling motor batteries. 1.2/3/5 Amp charge currents.

35-0994 OPTIMATE PRO4-S Battery Charger

35-8317 Optional Wall Mount Bracket

35-7993 PRO4-S Replacement leads, Red



ACCUMATE PRO5 BATTERY CHARGER

Charges & maintains up to 5 x 12V batteries simultaneously using a fully automatic 4-stage program.

Up to 1.8Amps of current are applied, making it ideal for the larger capacity batteries found on many of today's cruiser bikes. (6 Ah and up)

- Thermally protected against overheating due to blocked vents
- Electronically protected reverse polarity connection
- Two or more charging stations can be connected to the same battery when faster charging of larger capacity batteries is required.
- Ships with wall mounts for convenient placement.
- Two Year limited warranty

35-8004 ACCUMATE PRO5 Battery Charger



BATTERY MATE 150-9 COMMISSIONING CHARGER AND LOAD TESTER

Combination load tester and powerful constant current charger with automatic desulfating action. Correctly commissions all new batteries. Six load test choices, 15A to 150 Amps, for all batteries from 2.5Ah to 45Ah. Six constant current settings from 1A to 9A for correct, most time-effective charging.

35-8316 BATTERY MATE Charger

35-8317 Optional Wall Mount Bracket



OPTIMATE PRO8-S DESULFATING BATTERY CHARGER & MAINTAINER

Recover, charge and test up to eight batteries simultaneously with the PRO8-S. The unit is for all types of 12 Volt batteries, including lead-acid, sealed and gel. Battery status monitors are included at all eight stations, with an automatic recovery mode for batteries as deeply-discharged as two volts. The PRO8-S also has automatic protection against short-circuits and reverse-polarity connections. Batteries are charged at 1.2 A constant-current, with a float charge when complete.

35-8314 OPTIMATE PRO8-S Battery Charger

35-8317 Optional Wall Mount Bracket

35-7990 PRO8-S Replacement leads (Male End, Older models)

35-7991 PRO8-S Replacement leads (Female End, Newer models)

ENGINE GASKET SETS

SHOP EQUIP & TOOLS

HARD PARTS


CARB & FUEL

IGNITION/ELECTRICAL

CONTROL

SUSPENSION

ACCESSORIES



ENGINE GASKET SETS

Quality Vesrah and KP Gasket Sets from K&L Supply offer you and your customers a real alternative to costly Factory parts. **Made in Japan** to meet or exceed OEM specifications.

| HONDA Street Application | Year | Complete Gskt Set | Top End Gskt Set |
|------------------------------|-------|-------------------|------------------|
| C70K1 | 72-73 | 16-6206 | 16-6197 |
| CL70/K1/K2/K3 Scrambler | 69-72 | 16-6206 | 16-6197 |
| CT70 Trail 70 | 69-71 | 16-6206 | 16-6197 |
| CT70H/HK1 | 70-73 | 16-6206 | 16-6197 |
| CT70K1~K4 Trail 70 | 72-75 | 16-6206 | 16-6197 |
| CT70 Trail 70 | 76-79 | 16-6206 | 16-6197 |
| CB125S/S1/S2 | 73-75 | 16-6209 | — |
| CL125S/S1 | 73-74 | 16-6209 | — |
| CMX250C Rebel | 85-87 | 16-3644 | 16-3645 |
| CMX250CD Rebel L | 1986 | 16-3644 | 16-3645 |
| CB350G | 1973 | 16-6101 | 16-6001 |
| CB350K2~K4 Super Sport | 70-73 | 16-6101 | 16-6001 |
| CL350K2~K5 Scrambler | 70-73 | 16-6101 | 16-6001 |
| SL350/K1/K2 Moto Sport | 70-72 | — | 16-6001 |
| CB360G | 1974 | 16-6105 | — |
| CB360K | 1974 | 16-6105 | — |
| CB360T | 75-76 | 16-6105 | — |
| CJ360T | 76-77 | 16-6105 | — |
| CL360/K1 | 74-75 | 16-6105 | — |
| CB400A Automatic | 1978 | — | 16-6029 |
| CB400T1 Hawk | 78-79 | — | 16-6029 |
| CB400TII Hawk | 78-79 | — | 16-6029 |
| CB400T Hawk | 80-81 | — | 16-6029 |
| CM400A Automatic | 79-81 | — | 16-6029 |
| CM400C Custom | 1981 | — | 16-6029 |
| CM400E | 80-81 | — | 16-6029 |
| CM400T | 79-81 | — | 16-6029 |
| CB450SC Nighthawk | 82-83 | — | 16-6226 |
| CB450SC Nighthawk | 1985 | — | 16-6226 |
| CB450T Hawk | 1982 | — | 16-6226 |
| CM450A Automatic | 82-83 | — | 16-6226 |
| CM450C Custom | 1982 | — | 16-6226 |
| CM450E | 82-83 | — | 16-6226 |
| CX500 | 78-79 | 16-6127 | — |
| CX500C Custom | 79-82 | 16-6127 | — |
| CX500D Deluxe | 79-81 | 16-6127 | — |
| GL500 Silverwing | 81-82 | 16-6127 | — |
| GL500I Silverwing Interstate | 81-82 | 16-6127 | — |
| VT500C Shadow | 83-86 | 16-3656 | — |
| VT500FT Ascot | 83-84 | 16-3656 | — |
| CB550F Super Sport | 75-77 | 16-6112 | 16-6010 |

| HONDA Street Application | Year | Complete Gskt Set | Top End Gskt Set |
|------------------------------|-------|-------------------|------------------|
| CB550/K1 | 74-76 | 16-6112 | 16-6010 |
| CB550K | 77-78 | 16-6112 | 16-6010 |
| CBR600F2 Hurricane | 91-94 | 16-5498 | — |
| CBR600F3 Hurricane | 95-98 | 16-6403 | — |
| CBR600SE | 1998 | 16-6403 | — |
| CBR600SJR Smokin Joe Replica | 1996 | 16-6403 | — |
| CB650SC Nighthawk | 83-85 | 16-3662 | — |
| VF700C Magna | 84-85 | 16-6231 | — |
| VF700S Sabre | 84-85 | 16-6231 | — |
| VT700C Shadow | 84-85 | — | 16-6408 |
| CB750A Automatic | 76-78 | — | 16-2934 |
| CB750C Custom | 80-82 | 16-2932 | 16-6030 |
| CB750F Super Sport | 76-78 | 16-2933 | 16-2934 |
| CB750F Super Sport | 79-82 | 16-2932 | 16-6030 |
| CB750K1/K2/K3 | 71-73 | 16-6118 | — |
| CB750K4/K5 | 74-75 | 16-2933 | 16-2934 |
| CB750/K | 76-78 | 16-2933 | 16-2934 |
| CB750K | 79-82 | 16-2932 | 16-6030 |
| CB750L LTD | 1979 | 16-2932 | 16-6030 |
| CB750SC Nighthawk | 82-83 | 16-2932 | 16-6030 |
| VF750C V45 Magna | 82-83 | 16-6231 | — |
| VF750S V45 Sabre | 82-83 | 16-6231 | — |
| VT750C Shadow | 1983 | — | 16-6408 |
| PC800 Pacific Coast | 89-90 | 16-6323 | — |
| PC800 Pacific Coast | 94-98 | 16-6323 | — |
| CB900C Custom | 80-82 | 16-6212 | — |
| CB900F Super Sport | 81-82 | 16-6212 | — |
| CBR900RR | 93-95 | 16-6193 | — |
| CBR900RR | 96-99 | 16-6236 | 16-6329 |
| CBR1000F Hurricane | 93-96 | 16-6333 | — |
| GL1000 Goldwing | 75-79 | 16-6120 | 16-6018 |
| GL1000L Goldwing LTD | 1976 | 16-6120 | 16-6018 |
| CB1100F Super Sport | 1983 | 16-2040 | — |
| CBR1100XX Blackbird | 97-03 | 16-7719 | 16-7720 |
| GL1100 Goldwing | 80-83 | 16-6216 | 16-6194 |
| GL1100A Goldwing Aspencade | 82-83 | 16-6216 | 16-6194 |
| GL1100I Goldwing Interstate | 80-83 | 16-6216 | 16-6194 |
| ST1100/A | 91-02 | 16-6337 | 16-6340 |
| VF1100C V65 Magna | 83-86 | 16-3642 | — |
| VF1100S V65 Sabre | 84-85 | 16-3642 | — |
| VT1100C Shadow | 85-90 | 16-7605 | 16-3680 |
| GL1200/A/I Goldwing | 1984 | 16-7606 | 16-5475 |
| GL1200A Goldwing Aspencade | 85-87 | 16-5474 | 16-5475 |
| GL1200I Goldwing Interstate | 1984 | — | 16-5475 |
| GL1200L Goldwing LTD | 1985 | 16-5474 | 16-5475 |
| GL1500 Goldwing | 88-90 | 16-6208 | — |
| GL1500A Goldwing Aspencade | 91-99 | 16-6208 | — |
| GL1500C Valkyrie | 97-00 | 16-6208 | — |
| GL1500C Valkyrie | 02-03 | 16-6208 | — |
| GL1500CD Valkyrie | 01-03 | 16-6208 | — |
| GL1500CF Valkyrie Interstate | 99-01 | 16-6208 | — |
| GL1500CT Valkyrie Tourer | 97-00 | 16-6208 | — |
| GL1500I Goldwing Interstate | 91-96 | 16-6208 | — |
| GL1500SE | 92-00 | 16-6208 | — |

| HONDA ATV Application | Year | Complete Gskt Set | Top End Gskt Set |
|-----------------------|-------|-------------------|------------------|
| ATC110 | 79-83 | — | 00-6220 |
| ATC110 | 84-85 | — | 00-6220 |
| ATC200E Big Red | 82-83 | — | 00-6396 |
| ATC200ES Big Red | 1984 | — | 00-6396 |
| ATC200M | 84-85 | — | 00-6396 |
| ATC200S | 84-86 | 00-6395 | 00-6396 |
| ATC200X | 83-85 | 00-6395 | 00-6396 |
| ATC200X | 86-87 | — | 80-3522 |

ENGINE GASKET SETS

| HONDA ATV | | | |
|------------------------------|-------|-------------------|------------------|
| Application | Year | Complete Gskt Set | Top End Gskt Set |
| TRX200 Four Trax | 1984 | — | 00-6396 |
| TRX200 Four Trax 200 | 90-91 | — | 80-3522 |
| TRX200D Four Trax Type II | 91-97 | — | 80-3522 |
| TRX200SX Four Trax | 86-88 | — | 80-3522 |
| ATC250R | 81-84 | 00-6122 | — |
| ATC250R | 85-86 | 80-8266 | 80-8267 |
| ATC250ES Big Red | 85-87 | — | 80-8269 |
| ATC250SX | 85-87 | — | 80-8269 |
| TRX250 Fourtrax | 85-87 | 16-7607 | 80-8269 |
| TRX250R Fourtrax 250R | 86-89 | 16-5469 | — |
| TRX250X Fourtrax 250X | 87-88 | 16-7608 | 16-5546 |
| TRX250X Fourtrax 250X | 91-92 | 16-7608 | 16-5546 |
| TRX250 Recon | 97-01 | 16-5471 | 16-5524 |
| TRX250X Sportrax 250 EX | 03-07 | 16-7611 | 16-7612 |
| TRX250TE/TM Fourtrax, Recon | 02-07 | 16-7613 | 16-7613 |
| TRX300 Fourtrax 300 | 88-98 | 16-5470 | — |
| TRX300 Fourtrax 300 | 99-00 | 16-5748 | — |
| TRX300FW Fourtrax 4x4 | 99-00 | 16-5748 | — |
| TRX300EX Fourtrax 250 EX | 93-00 | 16-5534 | 16-5546 |
| TRX300EX Sportrax 300 EX | 01-03 | 16-5534 | 16-5546 |
| TRX300FW Fourtrax 4x4 | 1988 | 16-5470 | — |
| TRX300FW Fourtrax 4x4 | 90-98 | 16-5470 | — |
| ATC350X | 85-86 | 16-7616 | 80-8272 |
| TRX350 Fourtrax 4x4 | 86-87 | 16-7617 | 80-8272 |
| TRX350D Fourtrax Foreman 4x4 | 87-89 | 16-7617 | 80-8272 |
| TRX350F/T Rancher | 00-06 | 16-7618 | 16-7619 |
| TRX400EX Fourtrax 400 EX | 99-00 | 16-5749 | 16-5766 |
| TRX400EX Sportrax 400 EX | 01-04 | 16-5749 | 16-5766 |
| TRX400EX Sportrax Rancher | 05-07 | 16-6611 | 16-6613 |
| TRX400FA Fourtrax Rancher | 04-07 | 16-6620 | 16-6622 |
| TRX450R | 04-05 | 16-6623 | 16-6625 |
| TRX450R/ER | 06-07 | 16-6626 | 16-6627 |
| TRX450S/ES | 98-01 | 16-5769 | 16-5786 |
| TRX450FE/FM | 02-04 | 16-5769 | 16-5786 |
| TRX500FA/FGA Rubicon | 01-07 | 16-6171 | 16-6183 |
| TRX500F Fourtrax Foreman | 01-07 | 16-6195 | 16-6218 |
| TRX650FA/FGA Rincon | 04-05 | 16-6219 | 16-6225 |
| TRX680FA/FGA Fourtrax Rincon | 06-07 | 16-6228 | 16-6233 |

| HONDA Dual Sport/Offroad | | | |
|---------------------------------|-------|-------------------|------------------|
| Application | Year | Complete Gskt Set | Top End Gskt Set |
| Z50A/R | 69-81 | 16-6238 | — |
| CL70/K1/K2/K3 Scrambler | 69-72 | 16-6206 | 16-6197 |
| CT70 Trail 70 | 69-71 | 16-6206 | 16-6197 |
| CT70H/HK1 | 70-73 | 16-6206 | 16-6197 |
| CT70K1~K4 | 72-75 | 16-6206 | 16-6197 |
| CT70 Trail 70 | 76-82 | 16-6206 | 16-6197 |
| SL70/K1 Moto Sport 70 | 71-73 | 16-6206 | 16-6197 |
| CR80R | 92-02 | 16-5541 | — |
| CR80RB | 97-02 | 16-5541 | — |
| CT90K1~K6 | 69-75 | 16-6204 | — |
| CT90 Trail 90 | 76-79 | 16-6204 | — |
| TL125K1/K2 Trials | 74-75 | 16-6209 | — |
| XL125/K1 | 74-75 | 16-6209 | — |

| HONDA Dual Sport/Offroad | | | |
|---------------------------------|-------|-------------------|------------------|
| Application | Year | Complete Gskt Set | Top End Gskt Set |
| CRF150F | 03-07 | 16-6254 | 16-6255 |
| CRF150R | 06-07 | 16-6259 | 16-5865 |
| TLR200 Reflex | 86-87 | 16-6213 | — |
| XL/XR200 | 83-88 | 16-6213 | — |
| XR200R | 94-02 | 16-5702 | 16-5704 |
| CR250R | 92-99 | 16-5516 | 16-6444 |
| CR250R | 02-04 | 16-5872 | 16-5882 |
| CR250R | 05-07 | 16-5886 | 16-5887 |
| CRF250R/X | 04-07 | 16-5888 | 16-5898 |
| CRF250R | 2008 | 16-5909 | — |
| XL250R | 1984 | 16-3666 | — |
| XL250R | 85-87 | 16-3668 | — |
| XR250L | 91-96 | 16-3668 | — |
| XR250R | 1984 | 16-3666 | — |
| XR250R | 85-95 | 16-3668 | — |
| XR250R | 00-04 | 16-6993 | — |
| SL350/K1/K2 | 70-72 | — | 16-6001 |
| XL350R | 84-85 | 16-3670 | — |
| XR400R | 96-03 | 16-5746 | 16-5755 |
| CRF450R | 02-07 | 16-5911 | 16-6031 |
| CRF450X | 05-07 | 16-6040 | 16-6081 |
| CR500R | 89-01 | 16-5467 | 16-5472 |
| XL500S | 79-81 | 16-6211 | — |
| XR500 (dual shock) | 79-80 | 16-6211 | — |
| XR500R Pro-Link | 81-82 | 16-6211 | — |
| XL600R | 83-87 | 16-3672 | — |
| XR600R | 85-87 | 16-3672 | — |
| XR600R | 88-00 | 16-5468 | — |
| XR650L | 93-07 | 16-5808 | 16-5821 |
| XR650R | 00-07 | 16-7609 | 16-7610 |

| KAWASAKI Street | | | |
|-------------------------|-------|-------------------|------------------|
| Application | Year | Complete Gskt Set | Top End Gskt Set |
| EN450A1~A6 LTD 454 | 85-90 | — | 16-4658 |
| EN500 Vulcan 500 | 90-02 | — | 16-4658 |
| EX500 | 87-02 | — | 16-4658 |
| H1/A/B/C-500 (2-stroke) | 69-72 | 16-9910 | 16-6339 |
| H1D/E/F-500 (2-stroke) | 73-75 | 16-9923 | 16-6339 |
| KH500A8 (2-stroke) | 1976 | 16-9923 | 16-6339 |
| ZL600A1/A2 Eliminator | 86-87 | — | 16-4971 |
| ZX600 Ninja 600R | 85-97 | 16-4970 | 16-4971 |
| ZX600 Ninja ZX-6 | 93-01 | 16-9955 | 16-6351 |
| ZX600 Ninja ZX-6R | 98-99 | 16-9795 | 16-9796 |
| ZX600 Ninja ZZ-R600 | 02-05 | 16-9955 | 16-6351 |
| KZ650B1/B2/B2A | 77-78 | 16-1890 | 16-1889 |
| KZ650B3 | 1979 | 16-1888 | 16-1887 |
| KZ650C1/C2 Custom | 77-78 | 16-1890 | 16-1889 |
| KZ650C3 Custom | 1979 | 16-1888 | 16-1887 |
| KZ650D1 SR | 1978 | 16-1890 | 16-1889 |
| KZ650D2 SR | 1979 | 16-1888 | 16-1887 |
| KZ650E1/F1 | 1980 | 16-1888 | 16-1887 |
| H2/A/B/C-750 (2-stroke) | 72-75 | 16-6328 | — |

SHOP EQUIP & TOOLS

HARD PARTS

CARB & FUEL

IGNITION/ELECTRICAL

CONTROL

SUSPENSION

ACCESSORIES

K&L MC25 METRIC ENGINE STAND


This versatile engine stand is easily adjustable to accommodate the wide range of engine types in service today, from twins to in-line fours and six cylinder. Height and width are both adjustable on the MC25, another major feature is the ability to rotate an engine a full 360 degrees. Pan removal, transmissions, and starter clutches are just a few of the services that will be made easier with MC25.

37-9352 K&L MC25 Metric Engine Stand

Toll Free: 1-800-727-6767

Fax: 1-408-727-4842

www.klsupply.com



ENGINE GASKET SETS

SHOP EQUIP & TOOLS

HARD PARTS

CARB & FUEL

IGNITION/ELECTRICAL

CONTROL

SUSPENSION

ACCESSORIES

| KAWASAKI Street | | | |
|------------------------------|-------|-------------------|------------------|
| Application | Year | Complete Gskt Set | Top End Gskt Set |
| KZ750B1/B2/B3/B4 (2 cyl.) | 76-79 | — | 16-6168 |
| KZ750E1/E2/E3 | 80-82 | — | 16-6359 |
| KZ750F1 LTD Shaft | 1983 | 16-6978 | — |
| KZ750G1 LTD(2 cyl.) | 1980 | — | 16-6168 |
| KZ750H1/H2/H3 LTD | 80-82 | — | 16-6359 |
| KZ750H4 LTD | 1983 | 16-6978 | — |
| KZ750L3 | 1983 | 16-6978 | — |
| KZ750N1/N2 Spectre | 82-83 | 16-6978 | — |
| KZ750R1 GPz | 1982 | 16-6978 | — |
| ZX750A1/A2/A3 GPz | 83-85 | 16-6978 | — |
| Z1A/Z1B-900 (2 pc head gskt) | 74-75 | 16-6152 | 16-6162 |
| KZ900A4/A5 | 76-77 | 16-6152 | 16-6162 |
| KZ900B1 LTD | 1976 | 16-6152 | 16-6162 |
| ZX900A1/A2/A3 Ninja 900R | 84-86 | 16-4968 | 16-4969 |
| KZ1000A1/A2 | 77-78 | 16-6342 | 16-6343 |
| KZ1000A3/A4 MKII | 79-80 | 16-6153 | 16-6163 |
| KZ1000B1/B2 LTD | 77-78 | 16-6342 | 16-6343 |
| KZ1000B3/B4 LTD | 79-80 | 16-6153 | 16-6163 |
| KZ1000C1 Police | 1978 | 16-6342 | 16-6343 |
| KZ1000C2/C3/C4 Police | 79-81 | 16-6153 | 16-6163 |
| KZ1000D1 Z1R | 1978 | 16-6342 | 16-6343 |
| KZ1000D3 Z1R | 1980 | 16-6153 | 16-6163 |
| KZ1000E1/E2 Shaft ST | 79-80 | — | 16-6163 |
| KZ1000G1 LTD Classic | 1980 | 16-6153 | 16-6163 |
| KZ1000J/K/M/P/R (998cc) | 81-83 | 16-6344 | 16-6345 |
| ZG1000A Concours | 86-91 | 16-4966 | — |
| ZX1000B1/B2/B3 Ninja ZX-10 | 88-90 | 16-5662 | — |
| KZ1100A1/A2/A3 Shaft | 81-83 | 16-6356 | 16-6357 |
| KZ1100B1/B2 GPz | 81-82 | — | 16-6357 |
| KZ1100D1/D2 Spectre | 82-83 | — | 16-6357 |
| KZ1100L1 LTD Shaft | 1983 | — | 16-6357 |
| ZN1100B LTD Shaft | 84-85 | 16-1894 | 16-1893 |
| ZX1100A1/A2 GPz | 83-84 | 16-1894 | 16-1893 |
| ZX1100C1/2/3/4 Ninja ZX-11 | 90-93 | 16-5664 | 16-5665 |
| ZX1100D1~D9 Ninja ZX-11 | 93-01 | 16-5664 | 16-5665 |
| ZX1100E1/E2/E3 GPz | 95-97 | 16-5664 | 16-5665 |

| KAWASAKI ATV | | | |
|------------------------------|-------|-------------------|------------------|
| Application | Year | Complete Gskt Set | Top End Gskt Set |
| KLF220A1~A15 Bayou 220 | 85-02 | 16-5549 | — |
| KSF250A1~A17 Mojave | 87-04 | 16-5610 | — |
| KEF300 Lakota 300 | 95-03 | 16-5525 | 16-5822 |
| KLF300B1~B16 Bayou 300 | 88-03 | 16-5525 | 16-5822 |
| KLF300C1~C15 Bayou 4x4 | 89-03 | — | 16-5822 |
| KVF360 Prairie | 03-09 | 16-9575 | 16-9579 |
| KLF400B1~B7 Bayou 4x4 | 93-99 | — | 16-5825 |
| KVF400 Prairie | 97-02 | — | 16-5825 |
| KVF400 Prairie | 97-02 | — | 16-5825 |
| KSF450 KFX450R | 08-09 | 16-9256 | 16-9257 |
| KVF650 Brute Force, Realtree | 05-07 | 16-8982 | 16-8983 |
| KVF650 4 x 4i, Realtree | 06-07 | 16-8990 | 16-8850 |
| KSV700 KFX700 | 04-07 | 16-8851 | 16-8782 |
| KVF700 Prairie 4x4 | 04-06 | 16-8783 | 16-8784 |
| KVF750 Brute Force, Realtree | 05-07 | 16-8785 | 16-8662 |

| KAWASAKI Dual Sport/Offroad | | | |
|-----------------------------|-------|-------------------|------------------|
| Application | Year | Complete Gskt Set | Top End Gskt Set |
| KX60 | 85-03 | — | 16-6414 |
| KX65 | 00-05 | 16-8663 | 16-8664 |
| KX65 | 06-09 | 16-8665 | 16-8664 |
| KX80 | 91-97 | 16-5590 | — |
| KX85 | 01-05 | 16-8469 | 16-8470 |
| KX85 | 06-09 | 16-8488 | 16-8470 |
| KX100B5/B6/B7 | 95-97 | — | 16-6511 |
| KX100 | 01-05 | 16-5838 | 16-5844 |
| KX100 | 06-09 | 16-8499 | 16-5844 |
| KX125 | 03-05 | 16-8505 | 16-8451 |
| KDX200 | 95-05 | 16-4889 | 16-4886 |
| KDX220A4~A10 | 97-05 | 16-5870 | — |
| KLR250 | 85-05 | 16-3739 | 16-8452 |
| KX250F Four-Stroke | 06-08 | 16-8453 | 16-8455 |
| KX250 | 05-07 | 16-8436 | 16-8448 |
| KX450F Four-Stroke | 06-07 | 16-8449 | 16-8407 |

| SUZUKI Street | | | |
|-------------------------|-------|-------------------|------------------|
| Application | Year | Complete Gskt Set | Top End Gskt Set |
| DR650S Dual Sport | 90-95 | 16-5684 | — |
| GS750 (8-Valve) | 77-79 | 16-6133 | 16-6142 |
| GS750ET/EX | 80-81 | — | 16-6305 |
| GS750LT/LX | 80-81 | — | 16-6305 |
| GSX-R750 | 93-95 | 16-6401 | 16-6402 |
| GSX-R750 | 96-99 | 16-6526 | — |
| V5800GL Intruder | 92-01 | 16-6530 | — |
| VX800L/M | 90-91 | 16-6530 | — |
| GS850G | 79-81 | 16-6306 | 16-6307 |
| GS850GZ | 82-83 | — | 16-1956 |
| GS1000C | 78-80 | 16-6300 | 16-6301 |
| GS1000LN/SN | 79-80 | 16-6300 | 16-6301 |
| GS1100ED/ESD (16 valve) | 1983 | 16-1977 | — |

NEWAY GENERAL JAPANESE KIT KM-2563**

** Note: Same as KM2562, with the addition of 140-5.5 solid pilot.

| | | |
|----------|---------------------------|-----------|
| 132 | Cutter - .830" dia. | 32° |
| 131 | Cutter - .850" dia. | 45° |
| 133 | Cutter - .874" dia. | 60° |
| 122 | Cutter - .975" dia. | 45° |
| 123 | Cutter - .975" dia. | 31° |
| 111 | Cutter - 1" dia. | 60° |
| 120 | Cutter - 1" dia. | 15° |
| 270 | Cutter - 1-1/4" dia. | 60° |
| 607 | Cutter - 1-1/4" dia. | 30° |
| 608 | Cutter - 1-1/4" dia. | 45° |
| 205 | Cutter - 1-1/2" dia. | 60° |
| 626 | Cutter - 1-1/2" dia. | 30° x 45° |
| 100-4.0 | Solid Pilot - 4.0mm dia. | |
| 100-4.5 | Solid Pilot - 4.5mm dia. | |
| 100-5.0 | Solid Pilot - 5.0mm dia. | |
| 100-5.5 | Solid Pilot - 5.5mm dia. | |
| 100-5.52 | Solid Pilot - 5.52mm dia. | |
| 100-6.0 | Solid Pilot - 6.0mm dia. | |
| 100-6.6 | Solid Pilot - 6.6mm dia. | |
| 140-5.0 | Solid Pilot - 5.0mm dia. | |
| 140-5.5 | Solid Pilot - 5.5mm dia. | |
| 140-6.6 | Solid Pilot - 6.6mm dia. | |
| 140-6.98 | Solid Pilot - 6.98mm dia. | |
| 140-7.0 | Solid Pilot - 7.0mm dia. | |
| 140-7.02 | Solid Pilot - 7.02mm dia. | |
| 140-8.0 | Solid Pilot - 8.0mm dia. | |
| 140-8.02 | Solid Pilot - 8.02mm dia. | |
| TW505 | T-Wrench | |
| TW-503-1 | Adapter, 1/2" to 3/8" | |
| CA497 | Case | |
| KACC246 | Accessories Kit | |
| 37-9468 | General Japanese Kit | |



37-9368

NEWAY EASY-TURN WRENCH

The Easy-Turn Wrench helps you get more out of your Neway valve seat cutters. This handy accessory enables you to keep the cutter turning continuously so that the seats are finished faster. Comfortable to use, the Easy-Turn Wrench allows you to feel the amount of material being removed.



37-9370 NEWAY Easy-Turn Wrench

Note: Cutters not included

| SUZUKI Street Application | Year | Complete Gskt Set | Top End Gskt Set |
|----------------------------------|-------------|--------------------------|-------------------------|
| GS1100GK/GZ | 82-84 | — | 16-1978 |
| GS1100SD Katana (16 valve) | 1983 | 16-1977 | — |
| GSX-R1100K/L/M/N | 89-92 | 16-5521 | — |
| GS1150E | 83-85 | 16-3735 | — |
| GSF1200S Bandit | 97-02 | 16-6588 | 16-8385 |
| VS1400 Intruder | 87-03 | 16-6590 | 16-6591 |

| SUZUKI ATV | Year | Complete Gskt Set | Top End Gskt Set |
|----------------------|-------------|--------------------------|-------------------------|
| LT50 Quadrunner | 84-90 | 16-5510 | 16-8386 |
| LT-Z50 | 06-08 | 16-8374 | 16-8378 |
| LT80 Quadsport | 01-06 | 16-5708 | 16-8382 |
| LT80 Quadrunner | 87-94 | 16-5700 | 16-8353 |
| LT80 Quadrunner | 95-00 | 16-5708 | 16-8382 |
| LT160E Quadrunner | 89-92 | 16-5837 | 16-5839 |
| LT1-F160 Quadrunner | 91-03 | 16-5837 | 16-5839 |
| LT230EH Quadrunner | 87-93 | 80-8283 | — |
| LT230GE Quadrunner | 85-86 | 80-8283 | — |
| LT230G/H | 86-87 | 80-8283 | — |
| LT250RF/RG Quadracer | 85-86 | 80-8288 | — |
| LT250RH~RN Quadracer | 87-92 | 16-5512 | — |
| LT-F250 Quadrunner | 95-02 | 16-5868 | 16-5901 |
| LT-F250 Ozark | 02-07 | 16-5701 | 16-5854 |
| LT-Z250 Quadsport | 04-07 | 16-8354 | 16-8280 |
| LT-A400 Eiger | 02-07 | 16-8282 | 16-8287 |
| LT-F400 Eiger | 02-07 | 16-8290 | 16-8291 |
| LT-Z400 Quadsport | 03-07 | 16-8292 | 16-8231 |
| LT500R Quadracer | 88-90 | 16-5532 | — |
| LT-A500F Vinson | 02-07 | 16-8323 | 16-8326 |
| LT-F500F | 98-07 | 16-5927 | 16-5928 |
| LT-A700X King Quad | 05-07 | 16-8258 | 16-8262 |
| LT-V700F Twin Peaks | 02-07 | 16-8263 | 16-8265 |

| SUZUKI Dual Sport/Offroad | Year | Complete Gskt Set | Top End Gskt Set |
|----------------------------------|-------------|--------------------------|-------------------------|
| JR50 | 78-06 | 16-5510 | 16-6628 |
| RM60 | 79-83 | 16-6629 | 16-7615 |
| DS80 | 78-92 | 16-5709 | 16-7604 |
| RM80 | 91-01 | 16-5668 | 16-6455 |
| RM85 | 02-07 | 16-7716 | 16-7717 |
| DR-Z125 | 03-07 | 16-7718 | 16-7727 |
| RM125 | 98-00 | 16-5933 | 16-5934 |
| RM125 | 01-03 | 16-6598 | 16-5934 |
| RM125 | 04-08 | 16-9740 | 16-9741 |
| DR-Z250 | 01-07 | 16-9742 | 16-9754 |
| RM250 | 03-08 | 16-9755 | 16-9756 |
| RMX250 | 97-00 | 16-9758 | 16-9759 |
| DR-Z400 | 05-09 | 16-9770 | 16-9773 |
| RM-Z450 | 05-06 | 16-9774 | 16-9775 |
| DR650S Dual Sport | 90-92 | 16-5684 | — |
| DR650S Dual Sport | 93-95 | 16-5684 | — |
| DR650S Dual Sport | 01-07 | 16-9780 | 16-9785 |

| YAMAHA Street Application | Year | Complete Gskt Set | Top End Gskt Set |
|----------------------------------|-------------|--------------------------|-------------------------|
| RD350/A/B | 73-75 | 16-6173 | — |
| RD400C/D/E/F | 76-79 | 16-6174 | — |
| SR500E/F/G/H | 78-81 | 16-6175 | — |
| XT500 Dual Sport | 76-81 | 16-6175 | — |
| FZ600S/SC/T/TC/U/UC | 86-88 | 16-3726 | — |
| FZR600W/WC/AC | 89-90 | 16-5486 | — |
| FZR600RA/RAC/RB/RBC | 90-91 | 16-5486 | — |
| FZR600RD/RDC~RL/RLC | 92-99 | 16-6606 | — |
| XJ600SD/SDC~SK/SKC Seca II | 92-98 | 16-6615 | — |
| XT600L/LC~T/TC Dual Sport | 84-87 | 16-1981 | — |
| YX600S/SC/T/TC Radian | 86-87 | 16-3726 | — |
| XJ650J/K Maxim | 82-83 | — | 16-6289 |
| XS650B/C/D/E/F/2F | 75-79 | 16-6177 | 16-6187 |
| XS650G/H Special II | 80-81 | 16-6177 | 16-6187 |
| XS650SE/SF/SG/SH Special | 78-81 | 16-6177 | 16-6187 |
| XJ750J/K/L Maxim | 81-83 | 16-6244 | 16-6245 |
| XJ750MK Midnight Maxim | 1983 | 16-6244 | 16-6245 |
| XJ750RH/RJ/RK Seca | 81-83 | 16-6244 | 16-6245 |
| XV750U/UC~E/EC Virago | 88-93 | 16-6247 | — |
| XS850G/H | 80-81 | 16-6242 | 16-6243 |
| XS850LG/LH Midnight Special | 80-81 | 16-6242 | 16-6243 |
| XS850SG/SH Special | 80-81 | 16-6242 | 16-6243 |
| FZR1000W/WC/A/AC/B/BC | 89-91 | 16-5489 | — |
| XV1000L/LC/N/NC Virago | 84-85 | 16-3729 | — |
| FJ1100L/LC/N/NC | 84-85 | 16-3719 | — |
| XS1100E/F/G/H | 78-81 | 16-6282 | — |
| XS1100LG/LH Midnight Special | 80-81 | 16-6282 | — |
| XS1100SF/SG/SH Special | 79-81 | 16-6282 | — |
| XV1100S/SC/T/TC Virago | 86-87 | 16-3729 | — |
| XV1100U/UC~F/FC Virago | 88-94 | 16-3729 | — |
| FJ1200S/SC-D/DC | 86-92 | 16-5482 | 16-5483 |
| FJ1200AD/ADC/AE/AEC (ABS) | 92-93 | 16-5482 | 16-5483 |

| YAMAHA ATV | Year | Complete Gskt Set | Top End Gskt Set |
|-----------------------|-------------|--------------------------|-------------------------|
| YFM80N/S/T/U Moto-4 | 85-88 | — | 16-5916 |
| YFM80D~N/NC Badger | 92-01 | — | 16-5916 |
| YFM80G Grizzly | 05-07 | 16-9786 | 16-9790 |
| YFM80R Raptor | 05-07 | 16-9786 | 16-9790 |
| YFM100T/U/W/A/B Champ | 87-91 | 16-5912 | — |
| YFS200 Blaster | 88-02 | 16-5734 | 16-5739 |
| YFS200 Blaster | 03-06 | 16-9792 | 16-9793 |
| YFM350E Moto-4 | 87-90 | 16-5496 | — |
| YFM350ERD Moto-4 | 1992 | 16-5496 | — |



VALVE LAPPING TOOL

The ultimate vacuum stick for perfect surfaces on valves and valve seats. Interchangeable cups make unit suitable for use with virtually any size valve. Set includes vacuum stick, 3/4" and 1/4" rubber cups.

35-8998 Valve Lapping Tool



MASTER BUSHING DRIVER SET

15 pc set has 24 different available driver sizes from 12.6mm to 85.6mm and comes in a durable molded case.

35-6890 Master Bushing Driver Set

SHOP EQUIP & TOOLS

HARD PARTS

CARB & FUEL

IGNITION/ELECTRICAL

CONTROL

SUSPENSION

ACCESSORIES

ENGINE GASKET SETS

SHOP EQUIP & TOOLS

HARD PARTS

CARB & FUEL

IGNITION/ELECTRICAL

CONTROL


SUSPENSION

ACCESSORIES

| YAMAHA ATV | | | |
|-------------------------|-------|-------------------|------------------|
| Application | Year | Complete Gskt Set | Top End Gskt Set |
| YFM350ER Moto-4 | 93-95 | 16-5960 | — |
| YFM350FW Big Bear | 87-91 | 16-5496 | — |
| YFM350FW | 92-97 | 16-5960 | — |
| YFM350FW Big Bear | 97-98 | — | 16-5989 |
| YFM350UH/UJ/UK Big Bear | 96-98 | 16-5960 | — |
| YFM350FXG~FXKWolverine | 95-98 | — | 16-5989 |
| YFM350FX Wolverine | 99-01 | — | 16-5989 |
| YFM350X Warrior | 87-91 | 16-5496 | — |
| YFM350X Warrior | 92-02 | 16-5960 | — |
| YZF350 Banshee | 92-02 | 16-6051 | 16-6056 |
| YFM400 Kodiak | 00-07 | 16-9531 | 16-9532 |
| YFM400FW Big Bear | 93-98 | 16-5960 | — |
| YFM400 Big Bear | 00-03 | 16-9531 | 16-9532 |
| YFM45 Kodiak | 04-07 | 16-9531 | 16-9532 |
| YFZ450 | 04-07 | 16-9533 | 16-8625 |
| YFM600F Grizzly | 98-01 | 16-6041 | 16-6044 |
| YFM660F Grizzly | 02-04 | 16-9537 | 16-9538 |
| YFM66F Grizzly | 05-07 | 16-9537 | 16-9538 |
| YFM7G Grizzly 700 | 07-08 | 16-8514 | 16-8519 |

| YAMAHA Dual Sport/Offroad | | | |
|---------------------------|-------|-------------------|------------------|
| Application | Year | Complete Gskt Set | Top End Gskt Set |
| YZ85 | 02-07 | 16-8523 | 16-8528 |
| TT-R125 | 00-07 | 16-8538 | 16-8541 |
| TW200 | 97-07 | 16-8547 | 16-8579 |
| TT-R250 | 99-06 | 16-8588 | 16-8591 |
| WR250F | 01-08 | 16-8599 | 16-8601 |
| YZ250 | 99-07 | 16-8603 | 16-8611 |
| YZ250F Four-Stroke | 01-07 | 16-8599 | 16-8601 |
| YZ450F Four-Stroke | 03-05 | 16-8619 | 16-8625 |
| YZ450F Four-Stroke | 06-07 | 16-8647 | 16-8655 |
| TT500C/D/E/F/G/H Offroad | 77-81 | 16-6175 | — |
| XT500 Dual Sport | 77-81 | 16-6175 | — |
| TT600K/L/N/S | 83-86 | 16-1981 | — |
| XT600L/LC~T/TC | 84-87 | 16-1981 | — |

35-2501



35-2502



EXHAUST MUFFLER PLUGS

Inexpensive engine protection. These muffler plugs prevent water from entering engine through the exhaust muffler when cleaning/washing motorcycle. Two sizes available:

35-2501 2-Stroke Plug. Fits 20mm - 32mm (.875" - 1.25") end-caps

35-2502 4-Stroke Plug. Fits 45mm - 53mm (1.75" - 2") end-caps

35-9535



35-9536



MOTION PRO 2-STROKE TIMING KIT FOR WATER-COOLED ENGINES

Kit includes dial indicator gauge with 0-5mm range in .01mm increments, 14mm spark plug thread adapter, and extensions (contact points) in different lengths. Designed to clear frame tubes on most recent water cooled models.

35-9535 2-Stroke Timing Kit for Water-Cooled Engines

35-9536 2-Stroke Adapter Kit for Air-Cooled Engines.

Includes extended thread adapter and dial indicator extension. (contact point)

| POLARIS ATV | | | |
|-----------------------|-------|-------------------|-------------|
| Application | Year | Complete Gskt Set | Top-End N/A |
| 2X4 300 | 94-95 | 16-9733 | — |
| 2X4 400L | 94-95 | 16-9737 | — |
| 4X4 300 | 94-95 | 16-9733 | — |
| 4X4 400L | 94 | 16-9737 | — |
| ATP 500 4X4 | 04-05 | 16-9739 | — |
| Big Boss 4X6 250 | 90-92 | 16-9730 | — |
| Big Boss 6X6 250 | 91-93 | 16-9730 | — |
| Big Boss 6X6 300 | 94 | 16-9733 | — |
| Big Boss 6X6 350L | 93 | 16-9736 | — |
| Big Boss 6X6 400L | 94-97 | 16-9737 | — |
| Big Boss 6X6 500 | 98-99 | 16-9739 | — |
| Cyclone 250 | 87 | 16-9730 | — |
| Hawkeye 2X4/4X4 | 07 | 16-9733 | — |
| Hawkeye 300 2X4 | 06 | 16-9733 | — |
| Hawkeye 300 4X4 | 06 | 16-9733 | — |
| Magnum 2X4 425 | 95-98 | 16-9738 | — |
| Magnum 4X4 425 | 95-98 | 16-9738 | — |
| Magnum 500 | 99-02 | 16-9739 | — |
| Magnum 500 2X4 | 02 | 16-9739 | — |
| Magnum 500 4X4 Hds | 01-03 | 16-9739 | — |
| Magnum 500 4X4 VI Hds | 02 | 16-9739 | — |
| Magnum 500 Rmk | 02 | 16-9739 | — |
| Magnum 6X6 425 | 96-97 | 16-9738 | — |
| Ranger 2X4 | 02-05 | 16-9738 | — |
| Ranger 2X4 TM | 04-05 | 16-9739 | — |
| Ranger 4X4 | 02-05 | 16-9739 | — |
| Ranger 500 2X2 | 07 | 16-9739 | — |
| Ranger 500 2X4 | 06 | 16-9739 | — |
| Ranger 500 4X4 | 06-07 | 16-9739 | — |
| Ranger 500 4X4 EFI | 06-07 | 16-9739 | — |
| Ranger 6X6 | 03-05 | 16-9739 | — |
| Ranger 6X6 FEI 700 | 06 | 16-9739 | — |
| Ranger TM | 06 | 16-9739 | — |
| Ranger XP | 05 | 16-9739 | — |
| Ranger XP 700 4X4 | 06 | 16-9739 | — |
| Scrambler | 85 | 16-9729 | — |
| Scrambler 400 2X4 | 00-02 | 16-9737 | — |
| Scrambler 400 4X4 | 95-00 | 16-9737 | — |
| Scrambler 400L | 97-99 | 16-9737 | — |
| Scrambler 500 | 97-00 | 16-9739 | — |
| Scrambler 500 2X4 | 01-02 | 16-9739 | — |
| Scrambler 500 2X4 | 07 | 16-9739 | — |
| Scrambler 500 4X4 | 01-07 | 16-9739 | — |



KWIK-LOADER VALVE KEEPER TOOL SET

See Page 93 for details!

POLARIS ATV

| Application | Year | Complete Gskt Set | Top-End N/A |
|---------------------------|-------|-------------------|-------------|
| Scrambler 500 4X4 Freedom | 02 | 16-9739 | — |
| Scrambler 500X | 02 | 16-9739 | — |
| Sport 400 | 99 | 16-9737 | — |
| Sport 400L | 94-97 | 16-9737 | — |
| Sport Man 6X6 500 | 00 | 16-9739 | — |
| Sportman 4X4 400 | 94-96 | 16-9737 | — |
| Sportsman 335 4X4 | 99-00 | 16-9734 | — |
| Sportsman 400 | 01 | 16-9738 | — |
| Sportsman 400 | 03-05 | 16-9738 | — |
| Sportsman 500 | 96-00 | 16-9739 | — |
| Sportsman 500 | 02-03 | 16-9739 | — |
| Sportsman 500 Duse | 01-02 | 16-9739 | — |
| Sportsman 500 Duse Ho | 01 | 16-9739 | — |
| Sportsman 500 EFL | 07 | 16-9739 | — |
| Sportsman 500 FFI | 07 | 16-9739 | — |
| Sportsman 500 Ho | 01-06 | 16-9739 | — |
| Sportsman 500 Ho Freedom | 02 | 16-9739 | — |
| Sportsman 500 Rse 4X4 | 00-02 | 16-9739 | — |
| Sportsman 500 Rse Ho | 01-02 | 16-9739 | — |
| Sportsman 500 X2 | 06 | 16-9739 | — |
| Sportsman 6X6 | 01-07 | 16-9739 | — |
| Sportsman X | 02 | 16-9739 | — |
| Sportsman X2 500 EFI | 07 | 16-9739 | — |
| Sportsman X2 500 EFI Quad | 07 | 16-9739 | — |
| Trail Blazer | 01-02 | 16-9730 | — |
| Trail Blazer 250 | 90-06 | 16-9730 | — |
| Trail Blazer 400 | 03 | 16-9737 | — |
| Trail Blazer Freedom | 02 | 16-9730 | — |
| Trail Boss 250 | 85 | 16-9729 | — |
| Trail Boss 250 | 88-99 | 16-9730 | — |
| Trail Boss 2X4 250 | 90-93 | 16-9730 | — |
| Trail Boss 2X4 350L | 90-93 | 16-9736 | — |
| Trail Boss 4X4 250 | 90-93 | 16-9730 | — |
| Trail Boss 4X4 350L | 90-93 | 16-9736 | — |
| Worker 500 | 01-02 | 16-9739 | — |
| Xpedition 425 4X4 | 00-02 | 16-9738 | — |
| Xplorer 250 4X4 | 00-02 | 16-9730 | — |
| Xplorer 300 4X4 | 96-99 | 16-9733 | — |
| Xplorer 400 | 00-02 | 16-9737 | — |
| Xplorer 400 4X4 | 01 | 16-9737 | — |
| Xplorer 400L 4X4 | 95-00 | 16-9737 | — |
| Xplorer 500 | 97 | 16-9739 | — |
| Xpress 300 2X4 | 96-99 | 16-9733 | — |



CREEPER SEAT

Just right for all kinds of low work. Has big 14" x 18" lower shelf for holding tools, etc. Padded seat for comfort and 3" casters for mobility.
35-5398 Creeper Seat



11 PIECE GASKET HOLE PUNCH SET

Designed to cut holes and internal radii in gaskets and other soft material such as rubber, felt fiber. Contains 5-3/8" long driving mandrel, ten punches sized at 1/4", 3/8", 1/2", 5/8", 5/16", 7/16", 9/16", 3/4", 1" and an attractive plastic storage box.
35-1808 Gasket Hole Punch Set



MOTION PRO 4-STROKE LEAKDOWN TESTER

Check percentage of cylinder leakage in a 4-stroke engine. Kit includes 10, 12, and 14mm spark plug adapters, regulator and gauge.

35-1987 Motion Pro 4-Stroke Leakdown Tester

Stainless Top with drain



5-slot tool holder



K&L MOBILE BENCH

Use as a combination workbench, tear-down table and tool storage unit. Table adjusts from 37" to 41" and comes with heavy duty 4" casters (2 rigid & 2 locking swivel). Table drains into catch pan located below top. Shipping weight: 170 lbs.

35-2407 K&L Mobile Bench Blue

SHOP EQUIP & TOOLS

HARD PARTS

CARB & FUEL

IGNITION/ELECTRICAL

CONTROL

SUSPENSION

ACCESSORIES

EXHAUST PIPE GASKETS, SEALS. & HARDWARE

SHOP EQUIP & TOOLS

HARD PARTS

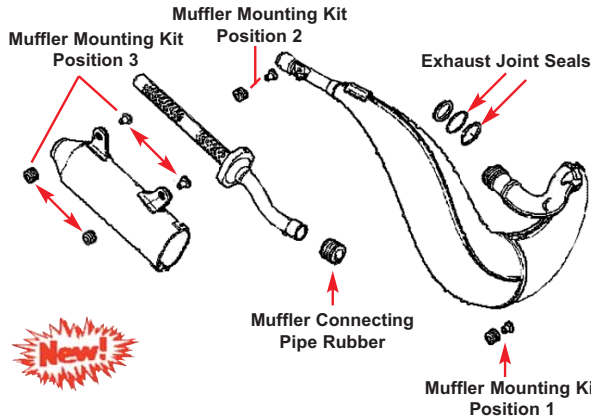
CARB & FUEL

IGNITION/ELECTRICAL

CONTROL

SUSPENSION

ACCESSORIES



EXHAUST GASKETS AND HARDWARE

Made in Japan to meet or exceed OEM specifications. Keep your bike running at factory specification & replace leaking exhaust components. **NOTE:** Order correct gasket by referring to illustration.

MUFFLER MOUNTING KITS FOR HONDA

Consist of: 1 x Rubber Grommet and 1 x Collar

| Application | Year | Chamber Side | | Silencer Side |
|-------------|-------|--------------|------------|---------------|
| | | Position 1 | Position 2 | Position 3 |
| CR80R | 96-02 | | 16-6432 | 16-6432 |
| CR80RB | 97-02 | | 16-6432 | 16-6432 |
| CR85R | 03-07 | | 16-6432 | 16-6432 |
| CR85RB | 03-07 | | 16-6432 | 16-6432 |
| CR125R | 90-01 | | 16-6432 | 16-6432 |
| CR125R | 02-07 | | 16-6434 | 16-6432 |
| CR250R | 90-00 | | 16-6432 | 16-6432 |
| CR250R | 2001 | | 16-6434 | 16-6432 |
| CR250R | 02-05 | 16-6432 | 16-6434 | 16-6432 |
| CR250R | 06-07 | 16-6432 | 16-6434 | 16-6438 |

EXHAUST SEALS FOR OFF-ROAD BIKES

Made in Japan to meet or exceed OEM specifications. Sold in pk/4. Available for the following applications:

| HONDA | | | | |
|---------|---------------|------------------|-------|--|
| K&L P/N | OEM Reference | Application | Year | |
| 16-6394 | 91304-KZ4-L11 | CR125R | 00-07 | |
| 16-6423 | 91304-KZ3-L20 | CR250R | 02-05 | |
| 16-6425 | 91304-KZ3-890 | CR250R | 93-01 | |
| 16-6425 | 91304-KZ3-890 | CR250R | 05-07 | |
| SUZUKI | | | | |
| 16-6019 | 14171-36E00 | RM125 | 96-07 | |
| 16-6020 | 14171-28C30 | RM250 | 93-07 | |
| YAMAHA | | | | |
| 16-6011 | 5PA-14642-00 | YZ85 | 02-07 | |
| 16-6016 | 5MV 14642-00 | YZ125 | 01-07 | |
| 16-6017 | 5MW 14642-00 | YZ250 (2-stroke) | 01-07 | |

MUFFLER CONNECTING PIPE RUBBERS FOR OFFROAD BIKES

Made in Japan to meet or exceed OEM specifications. Sold in pk/4. Available for the following applications:

| HONDA | | | | |
|---------|---------------|-------------|-------|--|
| K&L P/N | OEM Reference | Application | Year | |
| 16-6469 | 18365-KA4-730 | CR125R | 00-07 | |
| 16-6472 | 18365-KZ4-000 | CR250R | 02-05 | |

EXHAUST PIPE GASKETS

Made in Japan to meet or exceed OEM specifications. Sold pk/10.

NOTE: See Applications on page 123-127.

HONDA

| K&L P/N | OEM Reference | Dimensions |
|---------|---------------|------------------------|
| 16-5977 | 18291-MM5-860 | 37.4 x 44.8 x 4.1mm |
| 16-1843 | 18291-MM8-880 | 44.05 x 52.05 x 2.45mm |
| 16-6061 | 18291-MN4-920 | 35 x 42.8 x 4.1mm |
| 16-5976 | 18291-MN5-650 | 32 x 40 x 4.2mm |
| 16-5979 | 18291-286-306 | 38.5 x 46.5 x 4.8mm |

KAWASAKI

| | | |
|---------|------------|------------------------|
| 16-4127 | 11009-1840 | 39.45 x 45.65x2.45mm |
| 16-5978 | 11009-1866 | 31 x 39.4 x 2.8mm |
| 16-5975 | 11009-1906 | 32 x 42 x 3.0mm |
| 16-4143 | 11060-1203 | 36.15 x 44.85 x 2.05mm |

SUZUKI

| | | |
|---------|-------------|------------------------|
| 16-6063 | 14181-05020 | 32 x 42 x 5.0mm |
| 16-5974 | 14181-01D00 | 38 x 46 x 5.0mm |
| 16-5535 | 14181-18C00 | 32 x 42 x 5.5mm |
| 16-4144 | 14181-22D01 | 38.40 x 45.75 x 5.08mm |
| 16-5536 | 14181-40C00 | 35.20 x41.85 x 3.05mm |
| 16-5994 | 14181-46E00 | 33.36 x 42 x 5.36mm |
| 16-2459 | 14181-29E02 | Non-Asbestos Style |
| 16-2490 | 14181-35G00 | Non-Asbestos Style |

YAMAHA

| | | |
|---------|-----------------|----------------------|
| 16-0180 | 4BR-14613-00-00 | 30.5 x 39.1 x 5.0mm |
| 16-6062 | 3EG-14613-00-00 | 42.52 x 55.36 x 3.40 |
| 16-6024 | 3GD-14613-00-00 | 38.5 x 49.5 x 5.0mm |
| 16-5533 | 3YF-14613-01-00 | 32 x 42 x 3.0mm |
| 16-6025 | 4BE-14613-00-00 | 38 x 44.5 x 5.0mm |
| 16-2480 | 5NL-14613-00-00 | Non-Asbestos Style |
| 16-2485 | 3VD-14613-00-00 | Non-Asbestos Style |

K&L MC750 MOBILE EXHAUST GAS COLLECTOR

Mobile exhaust collection system unit will provide a safe working environment while running engines indoors. Just connect the rubber collector ends to the engine exhaust pipes and route the blower hose outside of the building. Blower extracts exhaust fumes at any rpm. Additional length of hoses are available to suit specific needs.

Features include:

- Two 3' x 5' intake hoses with heat resistant rubber collectors
- 110 volts
- Cabinet size 24" L x 16" W x 25" H
- Top storage Cabinet size 24" L x 16" W x 3" D
- Motor specs. 115v / 60Hz x 6.4A x 3410rpm x 1/2hp
- Max. volume 20m³/min(CMM) or 706ft³/min(CFM)

37-9648 K&L MC750 Mobile Exhaust Collector.

Note: Not suitable for extended high RPM dyno use.

35-9647 Optional 10' x 3" Intake Hose

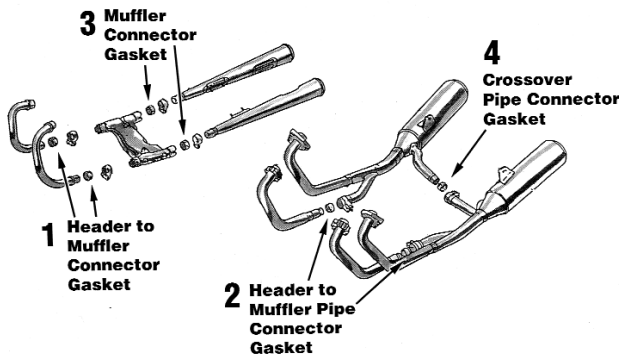
35-9671 Replacement 5' x 3" Intake Hose

35-1338 Optional 32' Hose x 4" Exhaust Hose

35-9661 Optional Oval Hose End Adapter
Attaches hose to end of muffler. Sold each



EXHAUST PIPE & MUFFLER CONNECTING GASKETS



EXHAUST MUFFLER CONNECTING GASKETS

Made in Japan to meet or exceed OEM specifications. **NOTE:** Order correct gasket by referring to number shown in illustration. There are four possible locations where muffer connecting gaskets can be replaced. Some applications require two different size gaskets. Sold in pk/5.

Available in the following sizes:

| HONDA | | |
|---------|---------------|--------------------|
| K&L P/N | OEM Reference | Dimensions |
| 16-5569 | 18391-429-010 | 42.8 x 48.6 x 30mm |
| 16-5565 | 18391-438-306 | 38 x 44.5 x 28mm |

| KAWASAKI | | |
|----------|---------------|--------------------|
| P/N | OEM Reference | Dimensions |
| 16-5573 | 11060-1068 | 38.2 x 43.5 x 26mm |

| SUZUKI | | |
|---------|---------------|-----------------------|
| P/N | OEM Reference | Dimensions |
| 16-4149 | 14181-02F00 | 54.50 x 63.50 x 5.0mm |
| 16-5579 | 14771-49010 | 41 x 47.1 x 30mm |

APPLICATIONS for EXHAUST PIPE & MUFFLER GASKETS

| HONDA Street Application | Year | Exh. Pipe Gskt | Muffer Conn. Gskt & Position |
|--------------------------|-------|----------------|------------------------------|
| CB125S/S1/S2 | 73-75 | 16-5976 | --- |
| CL125S/S1 | 73-74 | 16-5976 | --- |
| CB250 Nighthawk | 91-03 | 16-5976 | --- |
| CM250C Custom | 82-83 | 16-5976 | --- |
| CMX250C Rebel | 85-87 | 16-5976 | --- |
| CMX250C Rebel | 96-03 | 16-5976 | --- |
| CMX250C2 Rebel | 99-00 | 16-5976 | --- |
| CMX250CD Rebel L | 1986 | 16-5976 | --- |
| VTR250 Interceptor | 88-90 | 16-6061 | --- |
| XL250R | 84-87 | --- | --- |
| CB350G | 1973 | 16-5979 | --- |
| CB350K2-K4 Super Sport | 70-72 | 16-5979 | --- |
| CL350K2-K5 Scrambler | 70-73 | 16-5979 | --- |
| SL350/K1/K2 Moto Sport | 70-72 | 16-5979 | --- |
| CB360G | 1974 | 16-5979 | --- |
| CB360K | 1974 | 16-5979 | --- |
| CB360T | 75-76 | 16-5979 | --- |
| CJ360T | 76-77 | 16-5979 | --- |
| CL360/K1 | 74-75 | 16-5979 | --- |
| CB400F CB1 | 89-90 | 16-6061 | --- |
| CB400A Automatic | 1978 | 16-6061 | --- |
| CB400T1 Hawk | 78-79 | 16-6061 | --- |
| CB400TII Hawk | 78-79 | 16-6061 | --- |
| CB400T Hawk | 80-81 | 16-6061 | --- |

| HONDA Street Application | Year | Exh. Pipe Gskt | Muffer Conn. Gskt & Position |
|--------------------------|-------|----------------|------------------------------|
| CM400A Automatic | 79-81 | 16-6061 | --- |
| CM400C Custom | 1981 | 16-6061 | --- |
| CM400E | 80-81 | 16-6061 | --- |
| CM400T | 79-81 | 16-6061 | --- |
| CB450SC Nighthawk | 82-83 | 16-6061 | --- |
| CB450SC Nighthawk | 1985 | 16-6061 | --- |
| CB450T Hawk | 1982 | 16-6061 | --- |
| CM450A Automatic | 82-83 | 16-6061 | --- |
| CM450C Custom | 1982 | 16-6061 | --- |
| CM450E | 82-83 | 16-6061 | --- |
| CMX450C Rebel | 86-87 | 16-6061 | --- |
| CB500/K1/K2 (4-cylinder) | 71-73 | 16-5976 | --- |
| CX500 | 78-79 | 16-5979 | --- |
| CX500C Custom | 79-82 | 16-5979 | 16-5565 1 |
| CX500D Deluxe | 79-81 | 16-5979 | --- |
| FT500 Ascot | 82-83 | 16-5977 | 16-5569 1 |
| GB500 | 89-90 | 16-5976 | --- |
| GL500 Silverwing | 81-82 | 16-5979 | --- |
| GL500I Interstate | 81-82 | 16-5979 | --- |
| VF500C Magna | 84-85 | 16-5976 | --- |
| VF500F Interceptor | 84-85 | 16-5976 | --- |
| VF500F Interceptor | 1986 | 16-5976 | --- |
| VT500C Shadow | 83-86 | 16-6061 | --- |
| VT500FT Ascot | 83-84 | 16-6061 | --- |
| XL500S Dual Sport | 79-81 | 16-5976 | 16-5569 1 |
| XL500R Dual Sport | 1982 | 16-5976 | 16-5569 1 |
| CB550F Super Sport | 75-77 | 16-5976 | --- |
| CB550/K1 | 74-76 | 16-5976 | --- |
| CB550K | 77-78 | 16-5976 | --- |
| CB599 Naked | 04-06 | 16-6061 | --- |
| CBR600F Hurricane | 87-90 | 16-6061 | --- |
| CBR600F2 Hurricane | 91-94 | 16-6061 | --- |
| CBR600F3 Hurricane | 95-98 | 16-6061 | --- |
| CBR600SE | 1998 | 16-6061 | --- |
| CBR600SJR | 1996 | 16-6061 | --- |
| CBR600F4 Hurricane | 99-03 | 16-6061 | --- |
| CBR600RR | 03-06 | 16-6061 | --- |
| VT600C Shadow | 88-89 | 16-5977 | --- |
| VT600C Shadow | 91-05 | 16-5977 | --- |
| VT600CD Shadow Deluxe | 93-03 | 16-5977 | --- |
| VT600CD2 Shadow VLX | 99-00 | 16-5977 | --- |
| XL600R | 83-87 | 16-5976 | 16-5569 1 |
| XL600V Transalp | 89-90 | 16-1843 | --- |
| CB650 | 79-82 | 16-6061 | --- |
| CB650C Custom | 80-81 | 16-6061 | --- |
| CB650SC Nighthawk | 1982 | 16-6061 | --- |
| CB650SC Nighthawk | 83-85 | 16-6061 | --- |
| NT650 Hawk GT | 88-90 | 16-6061 | --- |
| XR650L | 93-02 | 16-5976 | --- |
| CB700SC Nighthawk | 84-86 | 16-5977 | --- |
| VF700C Magna | 84-85 | 16-5976 | --- |
| VF700F Interceptor | 84-85 | 16-5976 | --- |
| VF700S Sabre | 84-85 | 16-5976 | --- |
| VFR700F/F2 Interceptor | 86-87 | 16-5976 | --- |
| VT700C Shadow | 84-85 | 16-1843 | --- |
| CB750 Nighthawk | 91-02 | 16-1843 | --- |
| CB750A Automatic | 76-78 | 16-5977 | --- |
| CB750C Custom | 80-82 | 16-5977 | --- |
| CB750F Super Sport | 76-78 | 16-5977 | --- |
| CB750F Super Sport | 79-82 | 16-5977 | 16-5565 2 |
| CB750K0-K5 | 69-75 | 16-5977 | --- |
| CB750/K | 76-78 | 16-5977 | --- |
| CB750K | 79-82 | 16-5977 | --- |
| CB750L LTD | 1979 | 16-5977 | --- |
| CB750SC Nighthawk | 82-83 | 16-5977 | --- |
| VF750C V45 Magna | 82-83 | 16-5976 | --- |
| VF750C V45 Magna | 1988 | 16-5976 | --- |
| VF750C Magna | 94-98 | 16-6061 | --- |
| VF750CD Magna Deluxe | 95-98 | 16-6061 | --- |

SHOP EQUIP & TOOLS

HARD PARTS

CARB & FUEL

IGNITION/ELECTRICAL

CONTROL

SUSPENSION

ACCESSORIES

EXHAUST PIPE & MUFFLER CONNECTING GASKETS

SHOP EQUIP & TOOLS

HARD PARTS

CARB & FUEL

IGNITION/ELECTRICAL

CONTROL

SUSPENSION

ACCESSORIES



| HONDA Street Application | Year | Exh. Pipe Gskt | Muffler Conn. Gskt & Position |
|---------------------------------|-------------|-----------------------|--|
| VF750C2 Magna Deluxe | 97-00 | 16-6061 | — |
| VF750F Interceptor | 83-84 | 16-5976 | — |
| VF750S V45 Sabre | 82-83 | 16-5976 | — |
| VFR750F Interceptor | 1986 | 16-5976 | — |
| VFR750F | 90-97 | 16-5976 | — |
| VT750C Shadow | 1983 | 16-1843 | — |
| VT750C Shadow ALL | 98-05 | 16-5977 | — |
| PC800 Pacific Coast | 89-90 | 16-1843 | — |
| PC800 Pacific Coast | 94-98 | 16-1843 | — |
| VFR800FI Interceptor | 98-03 | 16-5976 | — |
| CB900C Custom | 80-82 | 16-5977 | — |
| CB900F Super Sport | 81-82 | 16-5977 | 16-5565 2 |
| CBR900RR | 93-99 | 16-6061 | — |
| CBR929RE | 2001 | 16-5977 | — |
| CBR929RR | 00-01 | 16-5977 | — |
| CBR954RR | 02-03 | 16-5977 | — |
| CB1000C Custom | 1983 | 16-5977 | — |
| CBR1000F Hurricane | 87-96 | 16-5977 | — |
| GL1000 Goldwing | 75-79 | 16-5979 | — |
| VF1000F Interceptor | 1984 | 16-6061 | — |
| VF1000R | 85-86 | 16-6061 | — |
| VTR1000F Super Hawk | 98-04 | 16-1843 | — |
| CB1100F Super Sport | 1983 | 16-5977 | 16-5565 2 |
| CBR1100XX Blackbird | 97-05 | 16-5977 | — |
| GL1100 Goldwing | 80-83 | 16-5979 | 16-5569 4 |
| ST1100 | 91-02 | 16-6061 | — |
| VF1100C V65 Magna | 83-86 | 16-6061 | 16-5569 3 |
| VF1100S V65 Sabre | 84-85 | 16-6061 | — |
| VT1100C Shadow | 85-90 | 16-1843 | — |
| VT1100C Shadow 1100 | 92-96 | 16-1843 | — |
| VT1100C Shadow Spirit | 97-03 | 16-1843 | — |
| VT1100C2 Shadow ACE | 95-99 | 16-1843 | — |
| VT1100C2 Shadow Sabre | 00-03 | 16-1843 | — |
| VT1100C2-2 Shadow ACE | 1997 | 16-1843 | — |
| VT1100C3 Shadow Aero | 98-02 | 16-1843 | — |
| VT1100D2 Shadow ACE | 1999 | 16-1843 | — |
| VT1100T ACE Tourer | 98-01 | 16-1843 | — |
| GL1200 Goldwing | 1984 | 16-5979 | 16-5569 3 |
| GL1200A Aspencade | 84-85 | 16-5979 | 16-5569 3 |
| GL1200A Aspencade | 86-87 | 16-5979 | — |
| GL1200I Goldwing Interstate | 84-85 | 16-5979 | 16-5569 3 |
| GL1200I Goldwing Interstate | 86-87 | 16-5979 | — |
| GL1200L Goldwing LTD | 1985 | 16-5979 | 16-5569 3 |
| GL1200SE-i Aspencade | 1986 | 16-5979 | — |
| ST1300, All | 03-05 | 16-6062 | — |
| VTX1300, All | 03-05 | 16-1843 | — |
| GL1500 Goldwing | 88-99 | 16-5976 | — |
| GL1500C Valkyrie | 97-01 | 16-5976 | — |
| GL1500CD Valkyrie | 02-03 | 16-5976 | — |
| GL1500CF Valkyrie | 99-01 | 16-5976 | — |
| GL1500CT Valkyrie Tourer | 97-00 | 16-5976 | — |
| GL1500I Goldwing Interstate | 91-96 | 16-5976 | — |
| GL1500SE | 92-00 | 16-5976 | — |
| GL1800/A Goldwing | 01-05 | 16-5976 | — |
| VTX1800, All | 02-06 | 16-1843 | — |

| HONDA ATV Application | Year | Exh. Pipe Gskt | Muffler Conn. Gskt & Position |
|------------------------------|-------------|-----------------------|--|
| ATC185S | 81-83 | 16-5976 | — |
| ATC200, E/ES/M/S/X | 81-87 | 16-5976 | — |
| TRX200 Four Trax | 1984 | 16-5976 | — |
| TRX200 Four Trax 200 | 90-91 | 16-5976 | — |
| TRX200D Four Trax Type II | 91-97 | 16-5976 | — |
| TRX200SX Four Trax | 86-88 | 16-5976 | — |
| ATC250ES Big Red | 85-87 | 16-6061 | — |
| ATC250SX | 85-87 | 16-6061 | — |
| FL250 Odyssey | 77-84 | 16-6061 | — |
| TRX250 Fourtrax | 85-87 | 16-6061 | — |
| TRX250 Recon | 97-06 | 16-6061 | — |
| TRX250X Fourtrax 250X | 87-88 | 16-6061 | — |
| TRX250X Fourtrax 250X | 91-92 | 16-6061 | — |
| TRX300 Fourtrax, Sportrax | 88-06 | 16-6061 | — |
| ATC350X | 85-86 | 16-5976 | — |
| TRX350/350D Fourtrax 4x4 | 86-89 | 16-5976 | — |
| TRX400EX Fourtrax 400 EX | 99-00 | 16-5976 | — |
| TRX400EX Sportrax 400 EX | 01-06 | 16-5976 | — |
| TRX400FW/ES/FM | 95-01 | 16-6061 | — |
| TRX450S 4-trax Foreman S | 98-01 | 16-6061 | — |
| TRX650 Rincon, All | 03-05 | 16-5977 | — |

| HONDA Dual Sport/Offroad | | | |
|---------------------------------|-------|----------------|----------------|
| SL125/ K1/ K2 Motor Sport | 71-73 | 16-5976 | — |
| TL125K1/ K2 Trials | 74-75 | 16-5976 | — |
| XL125/ K1 | 74-75 | 16-5976 | — |
| CRF150 | 04-06 | 16-5976 | — |
| XL185S | 79-83 | 16-5976 | — |
| XR185 | 1979 | 16-5976 | — |
| TLR200 Reflex | 86-87 | 16-5976 | — |
| XL200R | 83-84 | 16-5976 | — |
| XR200 (dual shock) | 80-84 | 16-5976 | — |
| XR200R Pro-Link | 81-83 | 16-5976 | — |
| XR200R | 86-03 | 16-5976 | — |
| CRF230 | 04-06 | 16-5976 | — |
| CRF250 | 03-06 | 16-5977 | — |
| XL250R | 82-83 | 16-5976 | — |
| XL250 Motor Sport | 73-76 | 16-5979 | — |
| XL250R | 84-87 | — | — |
| XR250R | 81-82 | — | 16-5569 |
| XR250R | 84-85 | — | 16-5565 |
| XR250R | 81-82 | — | 16-5569 |
| SL350/ K1/ K2 Motor Sport | 70-72 | 16-5979 | — |
| XL350R | 84-85 | 16-5976 | — |
| XR400R | 96-04 | 16-5976 | — |
| CRF450 | 02-07 | — | — |
| XL500S | 79-81 | 16-5976 | 16-5569 |
| XL500R | 1982 | — | 16-5569 |
| XR500/500R | 79-84 | 16-5976 | 16-5569 |
| XL600R | 83-87 | 16-5976 | 16-5569 |
| XR600R | 85-87 | 16-5976 | 16-5569 |
| XR600R | 88-00 | 16-5976 | — |
| XR650L | 93-06 | 16-5976 | — |

EXHAUST PIPE & MUFFLER CONNECTING GASKETS

| KAWASAKI Street Application | Year | Exh. Pipe Gskt | Muffler Conn. Gskt & Position |
|------------------------------------|-------------|-----------------------|--|
| BN125A4/ A5 Eliminator 125 | 01-02 | 16-5978 | — |
| KZ200A1/ A2 | 78-79 | 16-5978 | — |
| EL250B2/ B3 Eliminator | 88-89 | 16-5978 | — |
| EL250E1~E4 250HS Eliminator | 91-94 | 16-5978 | — |
| EX250 Ninja 250R | 86-05 | 16-5978 | — |
| KZ250D1/ D2 LTD & CSR | 80-81 | 16-5978 | — |
| KZ250L1 CSR | 1982 | 16-5978 | — |
| KZ250W1 LTD Belt | 1983 | 16-5978 | — |
| EX305B1 GPz Belt | 1983 | 16-5978 | — |
| KZ305A1/ A2 CSR | 81-82 | 16-5978 | — |
| KZ305B1 CSR Belt | 1982 | 16-5978 | — |
| KZ305B2/ B3 LTD Belt | 87-88 | 16-5978 | — |
| EN450A1~A6 LTD 454 | 85-90 | 16-4127 | — |
| EN500A1~A7 Vulcan 500 | 90-96 | 16-4127 | — |
| EN500 Vulcan 500 LTD | 96-05 | — | — |
| EX500A1~A7 | 87-93 | 16-4127 | — |
| (uses two different gaskets) | — | — | — |
| EX500D1~D11 Ninja 500 | 94-05 | — | — |
| (uses two different gaskets) | — | — | — |
| H1-500 (2 stroke) Triple | 73-75 | 16-4127 | — |
| KH500A8 (2 stroke) Triple | 1976 | 16-4127 | — |
| KZ550A1/ A2/ A3/ A4 | 80-83 | 16-5978 | — |
| KZ550C1/ C2/ C3/ C4 LTD | 80-83 | 16-5978 | — |
| KZ550D1 GPz | 1981 | 16-5978 | — |
| KZ550F1 Spectre | 1983 | 16-5978 | — |
| KZ550F2 LTD | 1984 | 16-5978 | — |
| KZ550H1/ H2 GPz | 82-83 | 16-5978 | — |
| KZ550M1 LTD Shaft | 1983 | 16-5978 | — |
| ZR550B1/ B2 | 91-92 | 16-5978 | — |
| ZX550A1/ A2 GPz | 84-85 | 16-5978 | — |
| ZL600A1/ A2 Eliminator | 86-87 | 16-5978 | — |
| ZL600B2/ B3 Eliminator 600 | 96-97 | 16-5978 | — |
| ZX600A Ninja 600R | 85-87 | 16-5978 | — |
| ZX600B1 Ninja 600RX | 1987 | 16-5978 | — |
| ZX600C1~C10 Ninja 600R | 88-97 | 16-5978 | — |
| ZX600G1/ G2 Ninja ZX-6R | 98-99 | 16-4143 | — |
| ZX600J1/ J2/ J3 Ninja ZX-6R | 00-02 | 16-4143 | — |
| ZX600K1 ZX-6RR | 2003 | 16-4143 | — |
| ZX636B1 ZX-6R | 2003 | 16-4143 | — |
| EJ650A2/ A3 (W650) | 00-01 | — | — |
| KZ650B1/ B2/ B2A/ B3 | 77-79 | 16-5978 | — |
| KZ650C1/ C2/ C3 Custom | 77-79 | 16-5978 | — |
| KZ650D1/ D1A/ D2 SR | 78-79 | 16-5978 | — |
| KZ650E1 LTD | 1980 | 16-5978 | — |
| KZ650F1 | 1980 | 16-5978 | — |
| KZ650H1/ H2/ H3 CSR | 81-83 | 16-5978 | — |
| KZ750B1/ B2/ B3/ B4 (2 cyl.) | 76-79 | 16-4127 | — |
| KZ750E1/ E2/ E3 | 80-82 | 16-5978 | — |
| KZ750F1 LTD Shaft | 1983 | 16-5978 | — |
| KZ750G1 LTD (2 cyl.) | 1980 | 16-4127 | — |
| KZ750H1/ H2/ H3/ H4 LTD | 80-83 | 16-5978 | — |
| KZ750LTD Belt (2 cyl.) | 1980 | 16-4127 | — |
| KZ750L3 | 1983 | 16-5978 | — |
| KZ750M1 CSR (2 cyl.) | 1982 | 16-4127 | — |
| KZ750N1/ N2 Spectre | 82-83 | 16-5978 | — |
| KZ750R1 GPz | 1982 | 16-5978 | 16-5573 2 |
| (uses two different gaskets) | — | — | — |
| ZR750C1/ C2/ C3 Zephyr | 91-93 | 16-5978 | — |
| ZR750F2 ZR-7 | 2000 | 16-5978 | — |
| ZR750H1/ H2/ H3 ZR-7S | 01-03 | 16-5978 | — |
| ZX750A1/ A2/ A3 GPz | 83-85 | 16-5978 | 16-5573 2 |
| (uses two different gaskets) | — | — | — |
| ZX750E1/ E2 GPz Turbo | 84-85 | 16-5978 | 16-5573 2 |
| ZX750F Ninja 750R | 87-90 | 16-5975 | — |
| ZX750H1/ H2 Ninja ZX-7 | 89-90 | 16-5975 | — |
| ZX750J1/ J2 Ninja ZX-7 | 91-92 | — | — |
| ZX750K1/ K2 Ninja ZX-7R | 91-92 | — | — |
| ZX750L1/ L2/ L3 Ninja ZX-7 | 93-95 | — | — |

| KAWASAKI Street Application | Year | Exh. Pipe Gskt | Muffler Conn. Gskt & Position |
|------------------------------------|-------------|-----------------------|--|
| ZX750M1/ M2 Ninja ZX-7R | 93-94 | — | — |
| ZX750N1/ N2 Ninja ZX-7RR | 96-97 | — | — |
| ZX750P1~P8 Ninja ZX-7R | 96-03 | — | — |
| Z1/ Z1A/ Z1B-900 | 73-75 | 16-5975 | — |
| KZ900A4/ A5 | 76-77 | 16-5975 | — |
| KZ900B1 LTD | 1976 | 16-5975 | — |
| ZL900A1/ A2 Eliminator | 85-86 | 16-4127 | — |
| (uses two different gaskets) | — | — | — |
| ZX900A 900R | 84-86 | 16-4127 | — |
| (uses two different gaskets) | — | — | 16-5573 4 |
| ZX900B Ninja ZX-9R | 94-97 | — | — |
| ZX900C1/ C2 Ninja ZX-9R | 98-99 | — | — |
| ZX900E1/ E2 Ninja ZX-9R | 00-01 | 16-4127 | — |
| ZX900F1/ F2 Ninja ZX-9R | 02-03 | 16-4127 | — |
| KZ1000A1/ A2 | 77-78 | 16-5975 | — |
| (uses two different gaskets) | — | — | 16-5573 3 |
| KZ1000A3/ A3A/ A4 MKII | 79-80 | 16-5975 | 16-5573 3 |
| KZ1000B1/ B2/ B3/ B4 LTD | 77-80 | 16-5975 | — |
| KZ1000C1~C4 Police | 78-81 | 16-5975 | — |
| (uses two different gaskets) | — | — | 16-5573 3 |
| KZ1000D1 Z1R | 1978 | 16-5975 | — |
| KZ1000D3 Z1R | 1980 | 16-5975 | — |
| KZ1000E1/ E2 Shaft ST | 79-80 | 16-5975 | 16-5573 3 |
| KZ1000G1 LTD Classic | 1980 | 16-5975 | — |
| (uses two different gaskets) | — | — | 16-5573 3 |
| KZ1000J1/ J2/ J3 | 81-83 | 16-5975 | 16-5573 3&4 |
| KZ1000K1/ K2 LTD | 81-82 | 16-5975 | 16-5573 3&4 |
| KZ1000M1/ M2 CSR | 81-82 | 16-5975 | 16-5573 3&4 |
| KZ1000P Police | 82-04 | 16-5975 | 16-5573 2&4 |
| KZ1000R1/ R2 Replica | 82-83 | 16-5975 | — |
| ZG1000A1~A19 Concours | 86-04 | 16-4127 | — |
| ZL1000A1 Eliminator | 1987 | 16-4127 | — |
| (uses two different gaskets) | — | — | — |
| ZR1000A1 Z1000 | 2003 | 16-4127 | — |
| ZX1000A1/ A2 Ninja 1000R | 86-87 | 16-4127 | — |
| ZX1000B Ninja ZX-10 | 88-90 | 16-4127 | — |
| KZ1100A1/ A2/ A3 Shaft | 81-83 | 16-5975 | 16-5573 3&4 |
| KZ1100B1/ B2 GPz | 81-82 | 16-5975 | 16-5573 3&4 |
| KZ1100D1/ D2 Spectre | 82-83 | 16-5975 | 16-5573 3&4 |
| KZ1100L1 LTD Shaft | 1983 | 16-5975 | 16-5573 3&4 |
| ZN1100B1/ B2 LTD Shaft | 84-85 | 16-5975 | 16-5573 3&4 |
| ZR1100C3/ C4 ZRX1100 | 99-00 | 16-4127 | — |
| ZX1100A1/ A2 GPz | 83-84 | 16-5975 | 16-5573 3&4 |
| ZX1100C Ninja ZX-11 | 90-93 | 16-4127 | — |
| ZX1100D1~D9 Ninja ZX-11 | 93-01 | 16-4127 | — |
| ZX1100E1/ E2/ E3 GPz | 95-97 | 16-4127 | — |
| ZX1100F1 GPz (ABS) | 1996 | 16-4127 | — |
| ZG1200A/ B Voyager XII | 86-03 | 16-5975 | — |
| ZR1200A1/ A2/ A3 ZRX1200 | 01-05 | 16-4127 | — |
| ZX1200A1/ A2 Ninja ZX-12R | 00-01 | 16-4127 | — |
| ZX1200B1/ B2 Ninja ZX-12R | 02-05 | 16-4127 | — |
| ZX1200C1/ C2 ZZR1200 | 02-04 | 16-4127 | — |
| KZ1300A1/ A2/ A3/ A4 | 79-82 | 16-5978 | — |
| KZ1300B2 | 1980 | 16-5978 | — |
| ZN1300A1~A6 Voyager | 83-88 | 16-5978 | — |

| KAWASAKI ATV | Year | Exh. Pipe Gskt | Muffler Conn. Gskt & Position |
|----------------------------|-------------|-----------------------|--|
| KLF185A1~A4 Bayou | 85-88 | 16-5978 | — |
| KLT185A1/ A2 Bayou | 86-87 | 16-5978 | — |
| KLF220A1~A15 Bayou 220 | 85-02 | 16-5978 | — |
| KLF250A1/ A2/ A3 Bayou 250 | 03-05 | 16-5978 | — |
| KSF250A1~A17 Mojave | 87-03 | — | — |
| KSF250A18 KFX250 Mojave | 2004 | — | — |
| KEF300A1~A6 Lakota 300 | 95-00 | 16-5978 | — |
| KEF300B1/ B2 Lakota Sport | 01-02 | 16-5978 | — |
| KLF300A1/ A2 Bayou 300 | 86-87 | 16-5978 | — |
| KLF300B1~B17 Bayou 300 | 88-04 | 16-5978 | — |
| KLF300C1~C16 Bayou 4x4 | 89-04 | 16-5978 | — |

SHOP EQUIP & TOOLS

HARD PARTS

CARB & FUEL

IGNITION/ELECTRICAL

CONTROL

SUSPENSION

ACCESSORIES

EXHAUST PIPE & MUFFLER CONNECTING GASKETS

SHOP EQUIP & TOOLS

HARD PARTS

CARB & FUEL

IGNITION/ELECTRICAL

CONTROL

SUSPENSION

ACCESSORIES

| KAWASAKI ATV | | | |
|---------------------------|-------|----------------|-------------------------------|
| Application | Year | Exh. Pipe Gskt | Muffler Conn. Gskt & Position |
| KVF300A Prairie 300 4x4 | 99-02 | 16-5978 | — |
| KVF300B Prairie 300 | 99-02 | 16-5978 | — |
| KVF360A Prairie 360 4x4 | 03-05 | — | — |
| KVF360B 360 | 03-05 | — | — |
| KVF360C1 360 4x4 Classic | 2003 | — | — |
| KVF360C2 360 4x4 | 04-05 | — | — |
| KLF400B1~B7 Bayou 400 4x4 | 93-99 | 16-5978 | — |
| KVF400A1/A2 Prairie 4x4 | 97-98 | 16-5978 | — |
| KVF400B1 Prairie 400 | 1998 | 16-5978 | — |
| KVF400C Prairie 400 4x4 | 99-02 | 16-5978 | — |
| KVF400D1 Prairie 400 | 99-02 | 16-5978 | — |

| KAWASAKI Dual Sport/Offroad | | | |
|------------------------------------|-------|----------------|-------------------------------|
| Application | Year | Exh. Pipe Gskt | Muffler Conn. Gskt & Position |
| KL250G Super Sherpa | 00-03 | 16-4143 | — |
| KL250D2~D22 KLR250 | 85-05 | 16-4143 | — |
| KLX250D2/D3/D4 | 94-96 | 16-4143 | 16-5573 |
| KLX300A2~A10 | 97-05 | 16-4143 | 16-5573 |

| SUZUKI Street | | | |
|------------------------|-------|----------------|-------------------------------|
| Application | Year | Exh. Pipe Gskt | Muffler Conn. Gskt & Position |
| GN125Z/D | 82-83 | 16-6063 | — |
| GN125EM | 1991 | 16-6063 | — |
| GN125E | 92-97 | 16-5535 | — |
| DR250S Dual Sport | 90-92 | 16-5535 | — |
| DR250S Dual Sport | 93-95 | 16-5536 | — |
| GS250TT/TX | 80-81 | 16-6063 | — |
| GS300LZ | 1982 | 16-6063 | — |
| GS300LD/LF | 83-85 | 16-6063 | — |
| DR350S Dual Sport | 90-93 | 16-5535 | — |
| DR350SDual Sport | 94-99 | 16-5536 | — |
| GN400T/XT/XX/TX/TZ | 80-82 | 16-5974 | 16-5579 1 |
| GS400B/XB/C/XC | 77-78 | 16-5974 | — |
| GS425N/EN/LN | 1979 | 16-5974 | — |
| GS450ET/EX/EZ/ED | 80-83 | 16-5974 | — |
| GS450GAZ/GAD Automatic | 82-83 | 16-5974 | — |
| GS450GAF Automatic | 1985 | 16-5974 | — |
| GS450LT/LX/LZ/LD | 80-83 | 16-5974 | — |
| GS450LF/LG/LH/LJ | 85-88 | 16-5974 | — |
| GS450ST/SX | 80-81 | 16-5974 | — |
| GS450TX/TZ/TXZ/TXD | 81-83 | 16-5974 | — |
| GS500E | 89-02 | 16-5974 | — |
| GS550ED/ESD (16 valve) | 82-86 | 16-6063 | — |
| GS550LD (16 valve) | 1983 | 16-6063 | — |
| GS550LF/LG (16 valve) | 85-86 | 16-6063 | — |
| GSF600S Bandit | 96-03 | 16-5535 | — |
| GSX600F Katana | 88-91 | 16-6063 | — |
| GSX600F Katana | 92-03 | 16-5535 | — |
| GSX-R600WN/WP | 92-93 | — | — |
| GSX-R600 | 97-06 | 16-5994 | 16-4149 3 |
| RF600RR/RS/RT | 94-96 | — | — |
| DL650 V-Strom | 04-06 | 16-4144 | — |
| DR650S Dual Sport | 90-93 | 16-5974 | — |
| DR650S Dual Sport | 94-95 | 16-5974 | — |
| DR650S Dual Sport | 96-03 | 16-4144 | — |
| GR650D/XD Tempter | 1983 | 16-5974 | — |
| GS650EX/EZ | 81-82 | 16-6063 | — |
| GS650GX/GLX/GZ/GLZ | 81-82 | 16-6063 | — |
| GS650GD/GLD | 1983 | 16-6063 | — |
| GS650MD Katana | 1983 | 16-6063 | — |
| SV650, All | 99-06 | 16-4144 | — |
| XN85D Turbo | 1983 | 16-6063 | — |
| GS700EF/ESF | 1985 | 16-6063 | — |
| GS750B (8-valve) | 77-79 | 16-5974 | — |
| GS750E (16-valve) | 80-82 | 16-5974 | 16-5579 2 |

| SUZUKI Street | | | |
|----------------------------|-------|----------------|-------------------------------|
| Application | Year | Exh. Pipe Gskt | Muffler Conn. Gskt & Position |
| GS750ED/ESD | 1983 | 16-6063 | — |
| GS750LN | 1979 | 16-5974 | — |
| GS750LT/LX | 80-81 | 16-5974 | 16-5579 2 |
| GS750TZ/TD | 82-83 | 16-5974 | 16-5579 2 |
| GS750SD Katana | 1983 | 16-5974 | 16-5579 2 |
| GSX750F Katana | 89-02 | 16-5535 | — |
| GSX-R750G/H | 86-87 | 16-6063 | — |
| GSX-R750RG | 1986 | 16-6063 | — |
| GSX-R750 | 88-92 | 16-5535 | — |
| GSX-R750 | 93-95 | — | — |
| GSX-R750 | 96-99 | 16-5994 | — |
| GSX-R750 | 00-06 | 16-5994 | 16-4149 3 |
| GS850G | 79-83 | 16-5974 | — |
| GS850GL | 80-83 | 16-5974 | — |
| RF900RR | 94-97 | — | — |
| DL1000 V-Strom | 02-05 | — | — |
| GS1000C Chain Drive | 78-80 | 16-5974 | 16-5579 2 |
| GS1000G Shaft Drive | 80-81 | 16-5974 | 16-5579 2 |
| GS1000LN | 1979 | 16-5974 | 16-5579 2 |
| GS1000SN/ST | 79-80 | 16-5974 | 16-5579 2 |
| GS1000SZ Katana | 1982 | 16-5974 | 16-5579 2 |
| GSX-R1000 | 01-06 | 16-5994 | 16-4149 3 |
| SV1000 | 04-06 | — | — |
| TL1000R | 98-03 | — | 16-4149 3 |
| TL1000S | 97-01 | — | 16-4149 3 |
| GS1100E16 valve) | 80-83 | 16-5974 | 16-5579 2 |
| GS1100G Chain Drive | 82-83 | 16-5974 | 16-5579 2 |
| GS1100GK Shaft Drive | 82-84 | 16-5974 | 16-5579 2 |
| GS1100LT (16 valve) | 1980 | 16-5974 | 16-5579 2 |
| GS1100SD Katana (16 valve) | 1983 | 16-5974 | 16-5579 2 |
| GSX1100FKatana | 88-93 | 16-5535 | — |
| GSX1100GM Shaft | 1991 | 16-5536 | — |
| GSX1100GN/GP Shaft | 92-93 | 16-5535 | — |
| GSX-R1100G/H/J | 86-88 | 16-6063 | — |
| GSX-R1100 | 89-92 | 16-5536 | — |
| GSX-R1100 | 93-98 | 16-5994 | — |
| GS1150E | 83-86 | 16-5974 | — |
| GSF1200S Bandit | 97-00 | 16-5535 | — |
| GSF1200S Bandit | 01-03 | 16-5535 | — |
| GSX1300R Hayabusa | 99-06 | 16-4144 | — |

| SUZUKI ATV | | | |
|--------------------|-------|----------------|-------------------------------|
| Application | Year | Exh. Pipe Gskt | Muffler Conn. Gskt & Position |
| ALT125D~G Quad | 83-86 | 16-6063 | — |
| LT125D~G Quad | 83-87 | 16-6063 | — |
| LT-Z400 | 03-05 | 16-2459 | — |
| LT-500 Vinson Quad | 02-03 | 16-5535 | — |
| LT-A700X | 05-06 | — | — |

| SUZUKI Dual Sport/Offroad | | | |
|----------------------------------|-------|----------------|-------------------------------|
| Application | Year | Exh. Pipe Gskt | Muffler Conn. Gskt & Position |
| RM85 | 01-06 | 16-5536 | — |
| DR-Z 125 | 03-06 | 16-6063 | — |
| DR250L/M/N | 90-92 | 16-5535 | — |
| DR-Z 250 | 2006 | 16-6063 | — |
| DR350 | 90-99 | 16-5535 | — |
| DR350S Dual Sport | 94-99 | 16-5536 | — |
| DR-Z400 | 01-05 | 16-2459 | — |
| RM-Z450 | 2005 | 16-2490 | — |

| YAMAHA Street | | | |
|----------------------|-------|----------------|-------------------------------|
| Application | Year | Exh. Pipe Gskt | Muffler Conn. Gskt & Position |
| SR250G/H/J Exciter | 80-82 | 16-6025 | — |
| SR250TH Exciter II | 1981 | 16-6025 | — |
| FZR400U/SUC~A/SAC | 88-90 | 16-5533 | — |
| XS400J/K Maxim | 82-83 | 16-6025 | — |

Toll Free: 800-727-6767 www.klsupply.com Fax: 1-408-727-4842

EXHAUST PIPE & MUFFLER CONNECTING GASKETS

| YAMAHA Street Application | Year | Exh. Pipe Gskt | Muffler Conn. Gskt & Position |
|----------------------------------|-------------|-----------------------|--|
| XS400RJ/RK Seca | 82-83 | 16-6025 | — |
| SR500E/F/G/H | 78-81 | 16-6024 | — |
| XT500C/D/E/F/G/H | 76-81 | 16-6024 | — |
| XV500K Virago | 1983 | 16-6025 | — |
| XJ550H/J/K Maxim | 81-83 | 16-0180 | — |
| XJ550RH/RJ/RK Seca | 81-83 | 16-0180 | — |
| XZ550RJ Vision | 1982 | 16-0180 | — |
| XZ550RK Vision | 1983 | 16-0180 | — |
| XV535 Virago, All | 87-99 | 16-6025 | — |
| FJ600L/LC/N/NC | 84-85 | 16-0180 | — |
| FZ6 Phazer | 04-06 | 16-5533 | — |
| FZ600S/SC/T/TC/U/UC | 86-88 | 16-0180 | — |
| FZR600W/WC/AC | 89-99 | 16-5533 | — |
| SRX600S/SC | 1986 | 16-5533 | — |
| XJ600S Seca II | 92-98 | 16-0180 | — |
| YX600S/SC~A/AC Radian | 86-90 | 16-0180 | — |
| YZF600RG/RGC~RR | 95-06 | 16-5533 | — |
| YZF-R6 | 99-05 | 16-5533 | — |
| XJ650G/H/J/K Maxim | 80-83 | 16-0180 | — |
| XJ650LH Midnight Maxim | 1981 | 16-0180 | — |
| XJ650LJ/LK Seca Turbo | 82-83 | 16-0180 | — |
| XJ650RJ Seca | 1982 | 16-0180 | — |
| XS1/XS1B/XS2-650 | 70-72 | 16-6024 | — |
| TX650/A | 73-74 | 16-6024 | — |
| XS650 Vertical Twin, All | 75-83 | 16-6024 | — |
| XVS650 V-Star, All | 98-06 | 16-0180 | — |
| FZ700T/TC | 1987 | 16-0180 | — |
| XJ700N/NC/S/SC Maxim | 85-86 | 16-0180 | — |
| XJ700XN Maxim X | 85-86 | 16-0180 | — |
| FZ750N/S/SC | 85-86 | 16-0180 | — |
| FZ750U/UC | 1988 | 16-0180 | — |
| FZR750RT/RU | 87-88 | 16-0180 | — |
| XJ750J/K Maxim | 82-83 | 16-0180 | — |
| XJ750MK Midnight Maxim | 1983 | 16-0180 | — |
| XJ750RH/RJ/RK Seca | 81-83 | 16-0180 | — |
| XS750D | 1977 | 16-6025 | — |
| XS7502D/E/F | 77-79 | 16-6025 | — |
| XS750SE/SF Special | 78-79 | 16-6025 | — |
| XV750 Virago | 81-97 | 16-6062 | — |
| YZF750RF/RFC | 1994 | — | — |
| YZF750R | 96-98 | — | — |
| XS850 All | 80-81 | 16-6025 | — |
| XJ900RK Seca | 1983 | 16-0180 | — |
| XV920J/K Virago | 82-83 | 16-6062 | — |
| XV920MK Midnight Virago | 1983 | 16-6062 | — |
| XV920RH/RJ | 81-82 | 16-6062 | — |
| FZ1000N (FZ1) | 01-05 | — | — |
| FZR1000 | 87-95 | 16-5533 | — |
| GTS1000AE/AEC/AF/AFC | 93-94 | 16-5533 | — |
| XV1000L/LC/N/NC Virago | 84-85 | 16-6062 | — |
| YZF1000RJ/RJC | 1997 | 16-5533 | — |
| YZF1000RK/RKC | 1998 | — | — |
| YZF-R1 | 99-06 | — | — |
| FJ1100L/LC/N/NC | 84-85 | 16-6025 | — |
| XJ1100J Maxim | 1982 | 16-6025 | — |
| XS1100 All | 78-81 | 16-6025 | — |
| XS1100S Special | 79-81 | 16-6025 | — |
| XV1100 Virago | 86-99 | 16-6062 | — |
| XVZ12TDK Venture Royale | 1983 | 16-6024 | — |
| XV1100SH | 96-98 | 16-6062 | — |

| YAMAHA Street Application | Year | Exh. Pipe Gskt | Muffler Conn. Gskt & Position |
|----------------------------------|-------------|-----------------------|--|
| XVS1100L V-Star | 99-00 | 16-6062 | — |
| FJ1200 | 86-92 | 16-6025 | — |
| FJ1200A (ABS) | 92-93 | 16-6025 | — |
| VMX12 V-Max | 85-06 | 16-6024 | — |
| XVZ12T Venture | 83-84 | 16-6024 | — |
| XVZ12D Venture Royale | 84-85 | 16-6024 | — |
| FJR1300R | 03-05 | — | — |
| XVZ13T Venture | 87-88 | 16-6024 | — |
| XVZ13D Venture Royale | 86-93 | 16-6024 | — |
| XVZ13 Royal Star, All | 96-06 | 16-6024 | — |
| XV1600 Road Star, All | 99-03 | 16-6062 | — |
| XV1700 Road Star | 02-06 | 16-6062 | — |
| XV1900 Roadliner | 06-07 | 16-6062 | — |
| XV1900 Stratoliner | 06-07 | 16-6062 | — |

YAMAHA ATV

| Application | Year | Exh. Pipe Gskt | Muffler Conn. Gskt & Position |
|-------------------------|-------------|-----------------------|--|
| YFM200DXS~DXW Moto-4 | 86-89 | 16-6025 | — |
| YFM225S/T/U Moto-4 | 86-88 | 16-6025 | — |
| YFB250 Timberwolf, All | 92-98 | 16-6025 | — |
| YFM250W/A/B Moto-4 | 89-91 | 16-6025 | — |
| YFM350ER Moto-4, All | 87-95 | 16-6024 | — |
| YFM350F Big Bear, All | 87-99 | 16-6024 | — |
| YFM350 Bruin | 04-06 | 16-6024 | — |
| YFM350 Raptor | 04-06 | 16-6024 | — |
| YFM350FX Wolverine, All | 95-00 | 16-6024 | — |
| YFM350XT~XR Warrior | 87-03 | 16-6024 | — |
| YFP350U Terrapro | 1988 | 16-6024 | — |
| YFM400 Big Bear, All | 00-06 | 16-6024 | — |
| YFM400F Kodiak | 93-98 | 16-6024 | — |
| YFM450F Kodiak | 03-06 | 16-6024 | — |
| YFZ450 | 04-06 | 16-2485 | — |
| YFM600F Grizzly, All | 98-01 | 16-5533 | — |
| YFM660 Grizzly, All | 02-06 | 16-5533 | — |
| YFM660R Raptor | 01-03 | 16-5533 | — |
| YXR660 Rhino, All | 04-06 | 16-5533 | — |

YAMAHA Dual Sport/Offroad

| Application | Year | Exh. Pipe Gskt | Muffler Conn. Gskt & Position |
|----------------------|-------------|-----------------------|--|
| TT-R125 | 00-06 | 16-0180 | — |
| BW200 | 85-88 | 16-6025 | — |
| TW200T Trailway | 87-06 | 16-6025 | — |
| XT200 Dual Sport | 82-83 | 16-6025 | — |
| TT-225 | 86-87 | 16-6025 | — |
| TT-R225 | 99-04 | 16-6025 | — |
| XT-225 | 92-06 | 16-6025 | — |
| TTR-230 | 05-06 | 16-6025 | — |
| TT250G/H/J | 80-82 | 16-6025 | — |
| TTR-250G/H/J | 99-06 | — | — |
| WR250F | 02-06 | 16-2480 | — |
| XT250 Dual Sport | 80-83 | 16-6025 | — |
| XT250L/LC Dual Sport | 1984 | 16-0180 | — |
| YZ250F four-stroke | 01-06 | 16-2480 | — |
| TT350S/T | 86-87 | 16-0180 | — |
| XT350 Dual Sport | 85-00 | 16-0180 | — |
| WR450F | 02-07 | 16-2485 | — |
| YZ450F | 04-07 | 16-2485 | — |
| TT600 | 83-86 | 16-5533 | — |
| XT600 Dual Sport | 84-85 | 16-5533 | — |

SHOP EQUIP & TOOLS

HARD PARTS

CARB & FUEL

IGNITION/ELECTRICAL

CONTROL

SUSPENSION

ACCESSORIES

Toll Free: 800-727-6767 www.klsupply.com Fax: 1-408-727-4842

VALVE ADJUSTMENT KITS AND SEALS, ATV SEAT CUSHIONS

SHOP EQUIP & TOOLS

HARD PARTS

CARB & FUEL

IGNITION/ELECTRICAL

CONTROL

SUSPENSION

ACCESSORIES

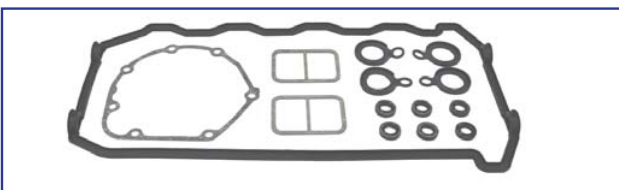
SEAT CUSHION RUBBERS FOR HONDA ATV



Replace those won-out, dry-rotted pieces today! Four piece set is **Made in Japan** to exact replacement specifications.

HONDA

| | | |
|----------------|------------------------|-------|
| 25-6384 | Replaces 77207-HA0-000 | |
| Honda | TRX90 | 93-07 |
| Honda | TRX200D | 1994 |
| Honda | TRX200D | 91-96 |
| Honda | TRX200 | 90-91 |
| Honda | TRX250 | 97-01 |
| Honda | TRX250EX | 01-08 |
| Honda | TRX250TE | 02-08 |
| Honda | TRX250TM | 02-08 |
| Honda | TRX300EX | 93-08 |
| Honda | TRX300FW | 90-00 |
| Honda | TRX300 | 90-00 |
| Honda | TRX300FE | 00-06 |
| Honda | TRX350FM | 00-06 |
| Honda | TRX350 | 90-93 |
| Honda | TRX350TE | 00-06 |
| Honda | TRX350TM | 00-06 |
| Honda | TRX400EX | 99-07 |
| Honda | TRX400FA | 04-06 |
| Honda | TRX400FW | 95-02 |
| Honda | TRX450ES | 98-01 |
| Honda | TRX450FE | 02-04 |
| Honda | TRX450FM | 02-04 |
| Honda | TRX450R | 04-07 |
| Honda | TRX450S | 98-01 |
| Honda | TRX500FA | 01-07 |
| Honda | TRX500FE | 05-07 |
| Honda | TRX500TM | 05-06 |
| Honda | TRX650FA | 03-07 |



VALVE ADJUSTMENT SERVICE KITS

Kits contain all parts required for valve adjustment. **Made in Japan.**

KAWASAKI

| | | |
|--------------------------------|-------|--------------|
| 16-5436 | VAK-6 | 15 piece kit |
| EN450A1/A2/A3/A4/A5/A6 454 LTD | | 85-90 |
| EN500A1~A6 Vulcan 500 | | 90-96 |
| EN500C1~C5 Vulcan 500 LTD | | 96-00 |
| EX500A1/A2/A3/A4/A5/A6/A7 | | 87-93 |
| EX500D1~D12 Ninja 500 | | 94-05 |

SUZUKI

| | | |
|---------------------------------|-------|--------------|
| 16-5433 | VAK-1 | 21 piece kit |
| GSX750FK/FL/FM/FN/FP Katana | | 89-93 |
| GSX750FR/FS/FT/FV Katana | | 94-97 |
| GSX-R750J/K | | 88-89 |
| GSX1100FJ/FK/FL/FM/FN/FP Katana | | 88-93 |
| GSX1100GM/GN/GP Shaft | | 91-93 |
| GSX-R1100G/H/J/K/L/M/N | | 86-92 |



VALVE COVER O-RING SEALS (SPARK PLUG HOLE)

Sold pk/10. (15-0155 sold pk/2) **Made in Japan.**

KAWASAKI

| | | |
|----------------------------------|------------|---------------|
| 15-5446 | 11009-1725 | pk/10 |
| ZX1000B1/B2/B3 Ninja ZX-10 | 88-90 | qt 4 required |
| ZR1100C3/C4 ZRX1100 | 99-00 | qt 4 required |
| ZX1100C1/C2/C3/C4 Ninja ZX-11 | 90-93 | qt 4 required |
| ZX1100D1/D2/D3/D4/D5 Ninja ZX-11 | 93-97 | qt 4 required |
| ZX1100D6/D7/D8/D9 Ninja ZX-11 | 98-01 | qt 4 required |
| ZX1100E1/E2/E3 GPz | 95-97 | qt 4 required |
| ZX1100F1 GPz (ABS) | 1996 | qt 4 required |
| ZX1200C1/C2/C3/C4 ZZR1200 | 02-05 | qt 4 required |
| ZR1200A1/A2/A3/A4/A5 ZRX1200 | 01-05 | qt 4 required |

SUZUKI

| | | |
|----------------------------|-------------|---------------|
| 15-0156 | 11178-33E00 | pk/10 |
| GSX-R600/V/W/X/Y/K1-K5 | 97-05 | qt 4 required |
| GSX-R750T/V/W/X/Y/K1/K2/K3 | 96-03 | qt 4 required |
| GSX-R1000K1/K2/K3 | 01-03 | qt 4 required |
| TL1000RW/RX/RV/RK1-RK5 | 98-05 | qt 4 required |
| GSX1300RX~RK5 Hayabusa | 99-05 | qt 4 required |
| 15-0155 | 11178-17E00 | pk/2 |
| GSX-R600WN/WP | 92-93 | qt 4 required |
| RF600RR/RS/RT | 94-96 | qt 4 required |
| RF900RR/RS/RT/RV | 94-97 | qt 4 required |
| GSX-R750WP/WR/WS | 93-95 | qt 4 required |
| GSX-R1100WP/WR/WS/WT/WV | 93-98 | qt 4 required |

| | | | |
|---------------------------------|-------------|--------------------------------|-------|
| 15-0140 | 11178-27A01 | Head Cover Gasket No. 2, inner | pk/10 |
| 15-0151 | 11179-27A02 | Head Cover Gasket No. 3, outer | pk/10 |
| GSF600ST/SV/SW/SX/SY Bandit | 96-00 | 2 & 2 | |
| GSF600SK1/SK2/SK3 Bandit | 01-03 | 2 & 2 | |
| GSX600FJ/FK/FL/FM/FN Katana | 88-92 | 2 & 2 | |
| GSX600FFP/FR/FS/FT/FV Katana | 93-97 | 2 & 2 | |
| GSX600FW/FX/FY/FK1/FK2 Katana | 98-02 | 2 & 2 | |
| GSX750FK/FL/FM/FN/FP Katana | 89-93 | 2 & 2 | |
| GSX750FR/FS/FT/FV Katana | 94-97 | 2 & 2 | |
| GSX750FW~FK3 Katana | 98-03 | 2 & 2 | |
| GSX-R750RG | 1986 | 2 & 2 | |
| GSX-R750G/H/J/K/L/M/N | 86-92 | 2 & 2 | |
| GSX1100FJ/FK/FL/FM/FN/FP Katana | 88-93 | 2 & 2 | |
| GSX1100GM/GN/GP Shaft | 91-93 | 2 & 2 | |
| GSX-R1100G/H/J | 86-88 | 2 & 2 | |
| GSX-R1100K/L/M/N | 89-92 | 2 & 2 | |
| GSF1200SV/SW/SX/SY Bandit | 97-00 | 2 & 2 | |
| GSF1200SK1/SK2/SK3 Bandit | 01-03 | 2 & 2 | |
| GSF1200SAV Bandit | 1997 | 2 & 2 | |

Toll Free: 1-800-727-6767

Fax: 1-408-727-4842

www.klsupply.com

VALVE COVER BOLT WASHERS & O-RING SEALS

CYLINDER HEAD COVER BOLT WASHERS

Sold pk/10. *Made in Japan.*

NOTE: See Applications on page 130-133.

KAWASAKI ATV/Dual Sport/Offroad

| | | |
|------------------------------|------------|---------------|
| 15-0149 | 92200-S015 | |
| KLX400A1 KLX400SR Dual Sport | 2003 | qt 2 required |
| KLX400B1 KLX400R Offroad | 2003 | qt 2 required |
| KSF400A1/A2/A3 KFX400 | 03-05 | qt 2 required |



SUZUKI Street

| | | |
|-----------------------|-------------|----------------|
| 15-0149 | 09161-11008 | |
| DR-Z400S Dual Sport | 00-04 | qt 2 required |
| GSF400M/N/P | 91-93 | qt 6 required |
| GSF600S Bandit | 96-03 | qt 8 required |
| GXS600F Katana | 88-05 | qt 8 required |
| GSX-R600 | 92-93 | qt 8 required |
| GSX-R600 | 97-04 | qt 6 required |
| RF600RR | 94-96 | qt 8 required |
| SV650 | 99-04 | qt 2 required |
| GS700EF/ESF | 1984 | qt 8 required |
| GV700GLF/GLF2 Madura | 1985 | qt 12 required |
| GS750ED/ESD | 1983 | qt 8 required |
| GSX750F Katana | 89-97 | qt 8 required |
| GSX-R750RG | 1986 | qt 8 required |
| GSX-R750G/H/J/K | 86-89 | qt 8 required |
| GSX-R750L/M/N | 90-92 | qt 6 required |
| GSX-R750WP/WR/WS | 93-95 | qt 6 required |
| GSX-R750 | 96-03 | qt 6 required |
| RF900RR | 94-97 | qt 8 required |
| RF900RZS | 1995 | qt 8 required |
| DL1000 V-Strom | 02-05 | qt 4 required |
| GSX-R1000 | 01-05 | qt 6 required |
| TL1000R | 98-05 | qt 8 required |
| TL1000S | 98-01 | qt 8 required |
| GSX1100F Katana | 88-93 | qt 8 required |
| GSX1100G Shaft | 91-93 | qt 8 required |
| GSX-R1100 | 86-88 | qt 8 required |
| GSX-R1100 | 89-92 | qt 8 required |
| GSX-R1100W | 93-98 | qt 8 required |
| GS1150E | 83-86 | qt 8 required |
| GSF1200S Bandit | 97-04 | qt 8 required |
| GV1200GL Madura | 85-86 | qt 12 required |
| GSX1300R Hayabusa | 99-05 | qt 6 required |
| GV1400G Cavalcade All | 86-88 | qt 12 required |

SUZUKI ATV/Dual Sport/Offroad

| | | |
|------------------------|-------|---------------|
| DR-Z400 Offroad | 00-03 | qt 2 required |
| DR-Z400S Dual Sport | 00-04 | qt 2 required |
| DR-Z400E Offroad | 00-04 | qt 2 required |
| LT-Z400K Quadsport ATV | 03-05 | qt 2 required |



HONDA TAPPET COVERS

Sold pk/2. *Made in Japan.*

| | | |
|--------------------|---------------|--|
| 12-1452 | 12361-300-000 | |
| CT170 | 91-94 | |
| CB350F 4 cyl | 73-74 | |
| CB4000F 4 cyl | 75-77 | |
| CB550F Super Sport | 75-77 | |
| CB550K | 74-78 | |
| CB750K | 69-78 | |
| CB750F Super Sport | 76-78 | |



CAM END RUBBER PLUGS

Made in Japan. Sold pk/4 and pk/10 as indicated.

NOTE: See Applications on page 130-133.

KAWASAKI

| | | |
|----------------|--------------------|---------------------------------|
| 15-0906 | 92066-1111-(pk/10) | KZ550/KZ650/KZ750 four cylinder |
| 15-7588 | 92066-017-(pk/4) | Z1/KZ900/KZ1000 73-80 |
| 15-0116 | 92066-1104-(pk/4) | KZ1000R Replica, ZX1100A GPz |
| 15-0121 | 92066-1106-(pk/4) | KZ1000/1100 late model |

SUZUKI

| | | |
|----------------|---------------------|-----------------------------|
| 15-0907 | 09241-23002-(pk/10) | GS550/650/750/850/1000/1100 |
|----------------|---------------------|-----------------------------|

YAMAHA

| | | |
|----------------|-------------------------|--------------------------------|
| 15-0908 | 1J7-11138-00-00-(pk/10) | XJ650/XJ750/XS750/XS850/XS1100 |
|----------------|-------------------------|--------------------------------|



VALVE COVER BOLT SEALS

Sold pk/10. *Made in Japan.* **NOTE: See Applications on page 130-133.**

HONDA

| | | |
|----------------|---------------|----------------------------|
| 15-0137 | 90541-MB0-000 | VF700C/F/S & GL1200/GL1500 |
| 15-7587 | 90541-371-000 | CX500/CX650/GL1000/GL1100 |
| 15-7586 | 90541-422-000 | CB650/CB750 (79-80) |
| 15-7581 | 90541-425-000 | CB900/CB1000 |
| 15-0159 | 90543-MV9-670 | CBR600F2/F3/F4/CBR/VTR1000 |

KAWASAKI

| | | |
|----------------|------------|------------------------------------|
| 15-0138 | 92055-1225 | EN450/EN500/EX500 |
| 15-0139 | 92055-1352 | ZX600/ZX750 Ninja, ZX6 & ZX7 (all) |

YAMAHA

| | | |
|----------------|-----------------|---------------------|
| 15-0153 | 2GH-1111G-00-00 | YZF600R/YZF750R |
| 15-0154 | 4G0-1111G-00-00 | XJ550/XJ750 (inner) |
| 15-0152 | 4U8-1112G-00-00 | XJ550/XJ750 (outer) |

SHOP EQUIP & TOOLS

HARD PARTS

CARB & FUEL

IGNITION/ELECTRICAL

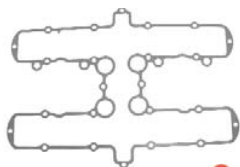
CONTROL

SUSPENSION

ACCESSORIES

VALVE COVER GASKETS, BOLT SEALS & CAM END PLUGS

SHOP EQUIP & TOOLS



VALVE COVER GASKETS

Valve Cover Gaskets are sold pk/2.

NOTE: See Applications on page 130-133.

HONDA Street

| P/N | OEM Reference | Application |
|---------|---------------|------------------------------------|
| 16-3749 | 12328-MG9-000 | GL1200/A/I/L/SE-i |
| 16-3718 | 12391-MAT-000 | CBR1100XX Blackbird |
| 16-3712 | 12391-MBB-000 | VTR1000F Superhawk |
| 16-3737 | 12391-MBG-000 | VFR800FI Interceptor |
| 16-3711 | 12391-MBW-000 | CBR600F4 |
| 16-3741 | 12391-MF5-750 | VT600C Shadow (91-97), XL600V |
| 16-3736 | 12391-MT3-000 | ST1100/A |
| 16-3740 | 12391-MZ8-650 | VT600C Shadow (99-03) |
| 16-5801 | 12391-371-306 | GL1000/GL1100 (all) |
| 16-7580 | 12391-425-010 | CB750C/F/K/L (79-82) & CB1000/1100 |

KAWASAKI Street

| | | |
|---------|------------|--|
| 16-5987 | 11009-1365 | KL600/KL650 (all) |
| 16-3751 | 11009-1378 | ZL900/1000 & ZX900A/ZX1000A Ninja |
| 16-3750 | 11009-1497 | ZL600A/B, ZX600A/B/C Ninja 600R |
| 16-5972 | 11060-1076 | ZX750J/K/L/M Ninja ZX-7 (91-94) |
| 16-5805 | 11060-1415 | KZ650B/C/D (77-78) |
| 16-5790 | 11060-1537 | KZ650B/C/D/E/F (79-80), KZ750E |
| 16-5806 | 11060-1581 | KZ1000A/B/C/D (79-80) |
| 16-5807 | 11060-1605 | Z1/KZ900 (73-75), KZ1000A/B (77-78) |
| 16-5797 | 11060-1691 | KZ1000J/K/M/P/R (late model KZ), KZ1100/ZX1100 |

SUZUKI Street

| | | |
|---------|-----------------|---------------------------------|
| 16-5782 | 11173-45004-H17 | GS750 (77-79), GS850 (79-81) |
| 16-5783 | 11173-49004-H17 | GS1000 (78-81), |
| 16-1878 | 11173-49022 | GS1100G (82-84) |
| 16-6257 | 11173-49207-H17 | GS750E (80-81), GS1100E (80-81) |
| 16-1879 | 11173-49224-H17 | GS750EZ (1982), GS1100E (82-83) |

YAMAHA Street

| | | |
|---------|-----------------|-------------------------|
| 16-6366 | 3KM-11193-00-00 | XJ550/FJ600/FZ600/YX600 |
| 16-5542 | 5EA-11193-00-00 | FJ1100/1200 |
| 16-5848 | 5G2-11193-00-00 | XJ650/XJ750 (82-83) |
| 16-3703 | 30X-11193-01-00 | SRX250/XT350 |

HARD PARTS

CARB & FUEL

IGNITION/ELECTRICAL

CONTROL

SUSPENSION

ACCESSORIES



VALVE COVER GASKETS, BOLT SEALS and CAM END PLUGS

Valve Cover Gaskets are sold pk/2. Bolt Seals & O-Rings are sold pk/10. Cam End Rubber Plugs are sold pk/4 and pk/10 as indicated after part number.

HONDA Street

| Application | Year | Valve Cvr Gasket | Bolt Seal Inner | Bolt Seal Outer | Cam End Plug |
|----------------------|-------|------------------|-----------------|-----------------|--------------|
| CM185T Twinstar | 78-79 | — | 15-7587 | — | — |
| CM200T Twinstar | 80-82 | — | 15-7587 | — | — |
| CB250 Nighthawk | 91-02 | — | 15-7587 | — | — |
| CM250C Custom | 82-83 | — | 15-7587 | — | — |
| CMX250C Rebel | 85-87 | — | 15-7587 | — | — |
| CMX250CD Rebel | 1986 | — | 15-7587 | — | — |
| VTR250 Interceptor | 88-90 | — | 15-7581 | — | — |
| CB400F CBI | 89-90 | — | 15-0159 | — | — |
| CX500 | 78-79 | — | 15-7587 | — | — |
| CX500C Custom | 79-82 | — | 15-7587 | — | — |
| CX500D Deluxe | 79-81 | — | 15-7587 | — | — |
| CX500TC Turbo | 1982 | — | 15-7587 | — | — |
| GL500 Silverwing | 81-82 | — | 15-7587 | — | — |
| GL500I Interstate | 81-82 | — | 15-7587 | — | — |
| VF500C V30 Magna | 84-85 | — | 15-7581 | — | — |
| VF500F Interceptor | 84-86 | — | 15-7581 | — | — |
| VT500C Shadow | 83-86 | — | 15-0137 | — | — |
| VT500FT Ascot | 83-84 | — | 15-0137 | — | — |
| CBR600F Hurricane | 87-90 | — | 15-0159 | — | — |
| CBR600F2 Hurricane | 91-94 | — | 15-0159 | — | — |
| CBR600F3 Hurricane | 95-98 | — | 15-0159 | — | — |
| CBR600SE | 1998 | — | 15-0159 | — | — |
| CBR600SR | 1996 | — | 15-0159 | — | — |
| CBR600F4 Hurricane | 99-00 | 16-3711 | 15-0159 | — | — |
| CBR600F4i Hurricane | 01-02 | — | 15-0159 | — | — |
| VT600C Shadow VLX | 88-89 | 16-3741 | 15-0137 | — | — |
| VT600C Shadow VLX | 91-97 | 16-3741 | 15-0137 | — | — |
| VT600C Shadow VLX | 99-00 | 16-3740 | 15-0137 | — | — |
| VT600CD Deluxe | 93-94 | 16-3741 | 15-0137 | — | — |
| VT600CD Deluxe | 95-00 | 16-3740 | 15-0137 | — | — |
| VT600CD2 Deluxe | 99-00 | 16-3740 | 15-0137 | — | — |
| XL600V Transalp | 89-90 | 16-3741 | 15-0137 | — | — |
| CB650 | 1979 | — | 15-7586 | — | — |
| CB650 to eng.#210624 | 79-80 | — | 15-7586 | — | — |
| CB650 eng.#210625 | 80-82 | — | 15-7581 | — | — |
| CB650C Custom | 1980 | — | 15-7586 | — | — |

to eng.#210624



OIL SEAL PULLERS

Remove fork seals and engine seals.

35-5399 Oil Seal Puller with two tips

35-9614 Adjustable Oil Seal Puller with two tips



THREE BOND TB 1194 LIQUID GASKET

Perfect for sealing surfaces with large clearances. Stops leakage of water, oil, gasoline, and chemicals. Sold each.

35-3388 3.5 oz. tube **Note:** Replaces TB1104

FACTION MX FOUR-STROKE PERFORMANCE PARTS

SHOP EQUIP & TOOLS

HARD PARTS


CARB & FUEL

IGNITION/ELECTRICAL

CONTROL

SUSPENSION

ACCESSORIES



| HONDA OFFROAD | YEAR | S.S. INTAKE VALVE | S.S. EXHAUST VALVE | INTAKE KIT | SPRING KIT | CLUTCH SPRINGS | NOTES |
|------------------|-------|-------------------|--------------------|-----------------|------------|----------------|-----------------------|
| CRF250R | 04-07 | 14-4881 (qty 2) | 14-4880 (qty 2) | 14-4909 | 14-4900 | 17-8233 | See #1 & #5 in notes |
| CRF250X | 04-07 | 14-4881 (qty 2) | 14-4880 (qty 2) | 14-4909 | 14-4900 | 17-8233 | See #1 & #5 in notes |
| CRF450R | 04-06 | 14-4883 (qty 2) | 14-4882 (qty 2) | 14-4810 | 14-4901 | 17-8234 | See #1 & #6 in notes |
| KAWASAKI OFFROAD | YEAR | S.S. INTAKE VALVE | S.S. EXHAUST VALVE | INTAKE KIT | SPRING KIT | CLUTCH SPRINGS | NOTES |
| KXF250F | 04-08 | 14-4891 (qty 2) | 14-4890 (qty 2) | 14-4911 | 14-4904 | 17-8235 | See #1 & #7 in notes |
| KXF450F | 06-08 | 14-5567 (qty 2) | 14-5476 (qty 2) | 14-4874 | 14-4905 | 17-8232 | See #1 & #8 in notes |
| SUZUKI OFFROAD | YEAR | S.S. INTAKE VALVE | S.S. EXHAUST VALVE | INTAKE KIT | SPRING KIT | CLUTCH SPRINGS | NOTES |
| RM-Z250 | 04-06 | 14-5410 (qty 2) | 14-5430 (qty 2) | 14-4876 | 14-4906 | 17-8236 | See #1 & #7 in notes |
| RM-Z450 | 05-06 | 14-5432 (qty 2) | 14-5445 (qty 2) | 14-5406 | 14-4907 | 17-5551 | See #4 & #5 in notes |
| YAMAHA ATV | YEAR | S.S. INTAKE VALVE | S.S. EXHAUST VALVE | INTAKE KIT | SPRING KIT | CLUTCH SPRINGS | NOTES |
| YFZ450 | 04-08 | 14-4896 (qty 3) | 14-4897 (qty 2) | 14-5514 (qty 3) | 14-4875 | 17-5548 | See #3 & #9 in notes |
| YAMAHA OFFROAD | YEAR | S.S. INTAKE VALVE | S.S. EXHAUST VALVE | INTAKE KIT | SPRING KIT | CLUTCH SPRINGS | NOTES |
| WR/YZF250F | 03-08 | 14-4893 (qty 3) | 14-4894 (qty 2) | 14-5513 (qty 3) | 14-5568 | 17-8237 | See #3 & #10 in notes |
| WR/YZF450F | 03-08 | 14-4896 (qty 3) | 14-4897 (qty 2) | 14-5514 (qty 3) | 14-4875 | 17-5548 | See #3 & #9 in notes |



FACTION "SST" STAINLESS STEEL VALVES

The Faction "SST" series are a premium Stainless Steel valve featuring a swirl polished head and proprietary nitrite coating on the stem that greatly increases lubricity. Laser etching of the model name and location (intake or exhaust) on the stem helps avoid mixups by the end-user. **NOTE: SST Valves are sold in SETS, order 1 set to receive 2 (or 3) valves.**

VALVE SPRING KITS

Designed to accommodate high-lift cams and the added weight of stainless steel valves. Recommended to use in any application when switching to stainless steel valves

INTAKE VALVE KITS

Kits include two (or three) Faction SST stainless steel valves and a matching set of springs. Some kits may include base washers and retainers as needed. **See notes for kit details, or call K&L Supply.**

HIGH-TEMP CLUTCH SPRINGS

Higher quality wire reduces clutch fade and increase engagement, and also gives a much more consistent feel at the lever. This wire drastically reduces the amount of thermal set the spring takes. Better materials don't fade as fast as budget dictated OEM springs, feel the difference!

NOTES ON FACTION INTAKE KITS AND SPRING KITS

- 1) Intake Kit: 2 SST Valves, 2 Ti Retainers, 2 High Rev Springs, 2 Spring Seats. Spring Kit: 4 High Rev Springs, 4 Ti retainers, 4 spring seats
- 2) Intake Kit: 2 SST Valves, 2 Ti Retainers, 2 High Rev Springs. Spring Kit: 4 High Rev Springs, 4 Retainers
- 3) Intake Kit: 2 SST Valves, 2 Ti Retainers, 2 High Rev Springs. Spring Kit: 4 High Rev Springs, 4 Ti retainers
- 4) Intake Kit: 3 SST Valves, 3 Spring Seats, 3 High Rev Springs. Spring Kit: 5 High Rev Springs, 5 Spring Seats

NOTES ON FACTION SST VALVES

- 5) Intake/Exhaust Std. head diameter, 5mm stem
- 6) Intake Std. head diameter, 5.5mm stem. Exhaust Std. head diameter, 5mm stem
- 7) Intake/Exhaust Std. head diameter, dished, 4.5mm stem
- 8) Intake/Exhaust Std. head diameter, 5.5mm stem
- 9) Intake/1-2, Std. head diameter, dished, 4.5mm stem. Exhaust, Std. head diameter, 5mm stem
- 10) Intake/1-2, Std. head diameter, dished, 4mm stem. Exhaust, Std. head diameter, 4.5mm stem

KIBBLEWHITE PERFORMANCE ENGINE VALVES



BLACK DIAMOND STAINLESS STEEL VALVES

One piece, stainless steel, stellite tipped engine valve. Valves are impregnated by a special German process .002" deep and .0002" surface buildup to improve wear properties and reduce friction. Valves are light and the profiles provide excellent flow characteristics. Sold each. Std and oversize available as indicated.

HONDA Street

| Application | Year | Intake | Exhaust |
|--------------------|-------|--------------|--------------|
| CB750A Automatic | 76-77 | 14-5233 -std | 14-5234 -std |
| CB750F Super Sport | 1976 | — | 14-5234 -std |
| CB750K | 69-77 | 14-5233 -std | 14-5234 -std |

HONDA ATV/Dual Sport

| | | | |
|---|-------|--------------|--------------|
| CRF250R | 04-06 | 14-3183 -std | 14-3184 -std |
| TRX400EX Fourtrax 400 | 99-00 | 14-5292 -std | 14-5294 -std |
| TRX400EX Sportrax 400 | 01-04 | 14-5292 -std | 14-5294 -std |
| XR400R | 96-04 | 14-5292 -std | 14-5294 -std |
| CRF450R | 02-07 | 14-3000 -std | 14-3001 -std |
| TRX450R | 04-07 | 14-3171 -std | 14-3175 -std |
| <i>Valve Spring Kit 11-3143 required when using 14-3000 and 14-3001 valves.</i> | | | |
| XR600R | 85-00 | 14-5121 -std | 14-5123 -std |

KAWASAKI Street

| | | | |
|------------------------------|-------|--------------|--------------|
| EX500 | 87-06 | 14-5237 -std | 14-5238 -std |
| ZL900A1 / A2 Eliminator | 85-86 | 14-5237 -std | 14-5238 -std |
| ZX900A1 / A2 / A3 Ninja 900R | 84-86 | 14-5237 -std | 14-5238 -std |

KAWASAKI ATV/Dual Sport

| | | | |
|---------------------------|-------|--------------|--------------|
| KX250F 4-Stroke Offroad | 04-06 | 14-3095 -std | 14-3098 -std |
| KL250D KLR250 | 85-05 | 14-5237 -std | 14-5238 -std |
| KSF400A1 / A2 / A3 KFX400 | 03-05 | 14-4270 -std | 14-4273 -std |
| KLX400A1 Dual sport | 2003 | 14-4270 -std | 14-4273 -std |
| KLX400B1 Offroad | 2003 | 14-4270 -std | 14-4273 -std |

POLARIS ATV

| | | | |
|---------------|-------|--------------|--------------|
| Sportsman 500 | 2000 | 14-4251 -std | 14-4252 -std |
| Predator 500 | 03-04 | 14-4256 -std | 14-4258 -std |

SUZUKI ATV/Offroad

| | | | |
|-------------------------------|-------|--------------|--------------|
| DR-Z400Y / K1~K4 Offroad | 00-06 | 14-4259 -std | 14-4269 -std |
| LT-Z400K3 / K4 / K5 QuadSport | 03-06 | 14-4259 -std | 14-4269 -std |

YAMAHA ATV/Offroad

| | | | |
|---------------------------|-------|--------------------------------|----------------|
| YFM350XT~XS / XSC Warrior | 87-04 | 14-4278 -std | 14-4279 -std |
| YZ250F | 01-04 | 14-4280 -std * | 14-4281 -std |
| YZ250F | 01-04 | 14-4239 -std** (Center Intake) | |
| WR450F / YZ450F | 03-05 | 14-4282 -std* | 14-4283 -std |
| WR450F / YZ450F | 03-05 | 14-4248 -std** (Center Intake) | |
| YFM660R Raptor, All | 01-05 | 14-4284 -std | 14-4285 -std |
| YFM660F Grizzly | 02-05 | 14-4284 -std | 14-4285 -std * |

*requires TWO of this part number (Outer Intakes)

**requires ONE of this part number (Center Intake)

Toll Free: 1-800-727-6767

Fax: 1-408-727-4842

www.klsupply.com

WHITE DIAMOND ENGINE VALVES


One piece, hard chrome stem, engine valve. Valves are made from one piece forging of either EV8 stainless steel or Inconel-751, two proven heat and corrosion resistant materials. Fully CNC-machined and hard-chromed with a 360 degree anode which produces a near perfect hard chrome finish. Sold each. Std and oversize available as indicated.

KAWASAKI

| Application | Year | Intake | Exhaust |
|-----------------------------|-------|------------------------------|--------------|
| KZ900A4 / A5 | 76-77 | 14-5258 -std | 14-5259 -std |
| KZ900B1 LTD | 1976 | 14-5258 -std | 14-5259 -std |
| KZ1000A1 / A2 | 77-78 | 14-5258 -std | 14-5259 -std |
| KZ1000A3 / A3A / A4 MKII | 79-80 | 14-5258 -std | 14-5259 -std |
| KZ1000B1 / B2 / B3 / B4 LTD | 77-80 | 14-5258 -std | 14-5259 -std |
| KZ1000C Police | 78-81 | 14-5258 -std | 14-5259 -std |
| KZ1000D1 / D3 Z1R | 78-80 | 14-5258 -std | 14-5259 -std |
| KZ1000E1 / E2 Shaft ST | 79-80 | 14-5258 -std | 14-5259 -std |
| KZ1000G1 LTD Classic | 1980 | 14-5258 -std | 14-5259 -std |
| KZ1000J1 / J2 / J3 | 81-83 | 14-5261 -O.S. | 14-5262 -std |
| KZ1000K1 / K2 LTD | 81-82 | 14-5261 -O.S. | 14-5262 -std |
| KZ1000M1 / M2 CSR | 81-82 | 14-5261 -O.S. | 14-5262 -std |
| KZ1000P Police | 82-00 | 14-5261 -O.S. | 14-5262 -std |
| KZ1000R1 / R2 Replica | 82-83 | 14-5261 -O.S. | 14-5262 -std |
| ZX1000B1~B3 Ninja ZX-10 | 88-90 | 14-5275 intake oversize only | |
| KZ1100A1 / A2 / A3 Shaft | 81-83 | 14-5261 -O.S. | 14-5262 -std |
| KZ1100B1 / B2 GPz | 81-82 | 14-5261 -O.S. | 14-5262 -std |
| KZ1100D1 / D2 Spectre | 82-83 | 14-5261 -O.S. | 14-5262 -std |
| KZ1100L1 LTD Shaft | 1983 | 14-5261 -O.S. | 14-5262 -std |
| ZX1100C / D Ninja ZX-11 | 90-00 | 14-5278 -std | 14-5280 -std |
| ZX1100E1 / E2 / E3 GPz | 95-97 | 14-5278 -std | 14-5280 -std |
| ZX1100F1 GPz ABS | 1996 | 14-5278 -std | 14-5280 -std |

YAMAHA

| | | | |
|---------------|-------|--------------|---|
| FJ1100 / 1200 | 84-92 | 14-5178 -std | — |
|---------------|-------|--------------|---|



VALVE SPRING COMPRESSORS

Designed specifically to service motorcycle and ATV applications. Two types available:

35-8406 YM-01253 Short C-Clamp type. Comes with two adapters 26mm and 32mm.

35-9408 YM-04019 This tool is durable, yet lightweight in design. Quick release post. *Made in Japan.*

**K&L IS THE TOOL AND EQUIPMENT SOLUTION
SEE MORE TOP-END TOOLS ON PAGES 91-93**

SHOP EQUIP & TOOLS

HARD PARTS

CARB & FUEL

IGNITION/ELECTRICAL

CONTROL

SUSPENSION

ACCESSORIES

KIBBLEWHITE PERFORMANCE VALVE SPRINGS

SHOP EQUIP & TOOLS

HARD PARTS

CARB & FUEL

IGNITION/ELECTRICAL

CONTROL

SUSPENSION

ACCESSORIES



HIGH PERFORMANCE VALVE SPRINGS ONLY

Designed to accept high lift cams and in most cases can be used with stock retainers and base washers. Sold by sets.

| HONDA Street | | |
|---------------------|--|-------|
| 11-3133 | | |
| CB750C/F/K/L | | 79-82 |
| CB900C/F | | 80-82 |
| CB1100F Super Sport | | 1983 |

| KAWASAKI Street | | |
|------------------------|---------------------|-------|
| 11-3136 | for .425" lift cams | |
| KZ900A4/A5 | | 76-77 |
| KZ900B1 LTD | | 1976 |
| KZ1000A/B/C/D/E/G | | 77-80 |

| SUZUKI Street | | |
|----------------------|--|-------|
| 11-3142 | | |
| GS700EF/ESF | | 1985 |
| GS750E/L/SD/T | | 80-83 |
| GS1000SZ Katana | | 1982 |
| GS1100ET/EX/EZ | | 80-82 |
| GS1100ED/ESD | | 1983 |
| GS1100LT | | 1980 |
| GS1100SD Katana | | 1983 |
| GS1150E | | 83-86 |

| YAMAHA Street | | |
|---------------------------------|--|-------|
| 11-3169 | | |
| XJ1100J Maxim | | 1982 |
| XS1100E/F/G/H | | 78-81 |
| XS1100LG/LH Special | | 80-81 |
| XS1100SF/SG/SH Midnight Special | | 79-81 |

HIGH PERFORMANCE VALVE TAPPET SETS

Enhance Top-End Reliability with these stronger, lighter tappet sets. Sold in pairs.

| KAWASAKI Offroad | | | |
|-------------------------|-------|----------------|----------------|
| Application | Year | Intake | Exhaust |
| KX250N1/N2 KX250F | 03-05 | 11-5654 | 11-5655 |

| SUZUKI Offroad | | | |
|-----------------------|-------|----------------|----------------|
| Application | Year | Intake | Exhaust |
| RM-Z250K4/K5 | 03-05 | 11-5654 | 11-5655 |



LIGHTWEIGHT RACING VALVE SPRING KITS

Highest quality materials machined to precise specifications. Sold in kits.

| HONDA ATV | | | |
|------------------|-------|----------|----------------|
| TRX450R | 04-05 | 30-30720 | 11-3050 |

| HONDA Offroad | | | |
|----------------------|-------|----------|----------------|
| CRF250R | 2004 | 30-30590 | 11-3144 |
| CRF450R | 02-04 | 30-30640 | 11-3143 |

| KAWASAKI ATV | | | |
|-----------------------|-------|----------|----------------|
| KSF400A1/A2/A3 KFX400 | 03-05 | 40-40148 | 11-3147 |

| KAWASAKI Offroad | | | |
|-------------------------|-------|----------|----------------|
| KX250N1/N2 KX250F | 04-05 | 40-40100 | 11-3128 |
| KLX400B1 (Offroad) | 2003 | 40-40148 | 11-3147 |

| POLARIS ATV | | | |
|--------------------|-------|----------|----------------|
| Sportsman 500 | 2000 | 82-82000 | 11-3103 |
| Predator 500 | 03-04 | 82-82012 | 11-3107 |

| SUZUKI ATV | | | |
|-------------------------------|-------|----------|----------------|
| LT-Z400K3/K4/K5 QuadSport ATV | 03-05 | 60-60045 | 11-3150 |

| SUZUKI Offroad | | | |
|------------------------|-------|----------|----------------|
| RM-Z250K4/K5 | 04-05 | 60-60170 | 11-3148 |
| DR-Z400Y/K1-K4 Offroad | 00-04 | 60-60045 | 11-3150 |

| YAMAHA ATV | | | |
|-------------------------|-------|----------|----------------|
| YFM350XT~XS/XSC Warrior | 87-04 | 80-80000 | 11-3153 |
| YFM660R Raptor 660R ALL | 01-05 | 80-80030 | 11-3164 |
| YFM660F Grizzly | 02-05 | 80-80030 | 11-3164 |

| YAMAHA Offroad | | | |
|-----------------------|-------|----------|----------------|
| YZ250FN/FP/FR/FS | 01-04 | 80-80066 | 11-3152 |
| WR400FK/FL/FM | 98-00 | 80-80100 | 11-3158 |
| YZ400FK/FL | 98-99 | 80-80100 | 11-3158 |
| WR426FN/FP | 01-02 | 80-80100 | 11-3158 |
| YZ426FM/FN/FP | 00-02 | 80-80100 | 11-3158 |
| YZ450FR/FS | 03-04 | 80-80206 | 11-3163 |

Tool Up for Profit™

Toll Free: 1-800-727-6767

Fax: 1-408-727-4842

www.klsupply.com

KIBBLEWHITE PERFORMANCE VALVE GUIDES



AMPCO-45 VALVE GUIDES

These valve guides offer a finish, concentricity and tolerances that are near perfection. Sold each.



HONDA Street

| Application | Year | Intake | Exhaust |
|---------------------|-------|--------------|--------------|
| CBR600F2 Hurricane | 91-94 | 11-3060 -std | 11-3060 -std |
| CBR600F3 Hurricane | 95-98 | 11-3060 -std | 11-3060 -std |
| CBR600SE | 1998 | 11-3060 -std | 11-3060 -std |
| CBR600SJR Replica | 1996 | 11-3060 -std | 11-3060 -std |
| CB750A Automatic | 76-78 | 11-3083 -std | 11-3087 -std |
| CB750C Custom | 80-82 | 11-3080 -std | 11-3080 -std |
| CB750F Super Sport | 1976 | 11-3083 -std | 11-3087 -std |
| CB750F Super Sport | 77-78 | 11-3083 -std | 11-3087 -std |
| CB750F Super Sport | 79-82 | 11-3080 -std | 11-3080 -std |
| CB750K | 69-78 | 11-3083 -std | 11-3087 -std |
| CB750K | 79-82 | 11-3080 -std | 11-3080 -std |
| CB750L LTD | 1979 | 11-3080 -std | 11-3080 -std |
| CB900C Custom | 80-82 | 11-3080 -std | 11-3080 -std |
| CB900F Super Sport | 81-82 | 11-3080 -std | 11-3080 -std |
| CB1000C Custom | 1983 | 11-3080 -std | 11-3080 -std |
| CBX | 79-82 | 11-3080 -std | 11-3080 -std |
| CB1100F Super Sport | 1983 | 11-3080 -std | 11-3080 -std |

HONDA ATV

| | | | |
|--------------------------|-------|--------------|--------------|
| ATC185/S | 80-83 | 79-0593 -std | 79-0593 -std |
| ATC200 | 81-83 | 79-0593 -std | 79-0593 -std |
| ATC200E | 82-83 | 79-0593 -std | 79-0593 -std |
| ATC200M | 84-85 | 79-0593 -std | 79-0593 -std |
| ATC200S | 84-85 | 79-0593 -std | 79-0593 -std |
| ATC200X | 83-84 | 79-0593 -std | 79-0593 -std |
| TRX200 Fourtrax | 1984 | 79-0593 -std | 79-0593 -std |
| TRX400EX Fourtrax 400 EX | 99-00 | 11-3073 -std | 11-3073 -std |
| TRX400EX Sportrax 400 EX | 01-04 | 11-3073 -std | 11-3073 -std |
| TRX450R | 04-05 | 11-0594 -std | 11-0599 -std |

HONDA Dual Sport/Offroad

| | | | |
|---------|-------|--------------|--------------|
| XL125S | 79-85 | 79-0593 -std | 79-0593 -std |
| XL185S | 79-83 | 79-0593 -std | 79-0593 -std |
| XR185 | 1979 | 79-0593 -std | 79-0593 -std |
| XL200R | 83-84 | 79-0593 -std | 79-0593 -std |
| XR200 | 80-84 | 79-0593 -std | 79-0593 -std |
| XR200R | 81-83 | 79-0593 -std | 79-0593 -std |
| XR200R | 86-88 | 79-0593 -std | 79-0593 -std |
| XR200R | 90-91 | 79-0593 -std | 79-0593 -std |
| XR200R | 93-95 | 79-0593 -std | 79-0593 -std |
| XR400R | 96-04 | 11-3073 -std | 11-3073 -std |
| CRF450R | 02-05 | 11-0604 -std | 11-0606 -std |

KAWASAKI Street

| | | | |
|--------------------------|-------|--------------|--------------|
| KZ650B/C/D/E/F | 77-80 | 11-3119 -std | 11-3122 -std |
| KZ750E1/E2/E3 | 80-82 | 11-3119 -std | 11-3122 -std |
| KZ750H1/H2/H3/H4 LTD | 80-83 | 11-3119 -std | 11-3122 -std |
| KZ750L3 | 1983 | 11-3119 -std | 11-3122 -std |
| KZ750R1 GPz | 1982 | 11-3119 -std | 11-3122 -std |
| ZX750A1/A2/A3 GPz | 83-85 | 11-3119 -std | 11-3122 -std |
| Z1/Z1A/Z1B-900 | 73-75 | 11-3119 -std | 11-3122 -std |
| KZ900A4/A5 & KZ900B1 LTD | 76-77 | 11-3119 -std | 11-3122 -std |
| KZ1000A1/A2/A3/A4 | 77-80 | 11-3119 -std | 11-3122 -std |
| KZ1000B1/B2/B3/B4 LTD | 77-80 | 11-3119 -std | 11-3122 -std |
| KZ1000C1~C4 Police | 78-81 | 11-3119 -std | 11-3122 -std |
| KZ1000D1 & D3 Z1R | 78-80 | 11-3119 -std | 11-3122 -std |

KAWASAKI Street

| Application | Year | Intake | Exhaust |
|----------------------|-------|--------------|--------------|
| KZ1000E1/E2 Shaft ST | 79-80 | 11-3119 -std | 11-3122 -std |
| KZ1000G1 LTD Classic | 1980 | 11-3119 -std | 11-3122 -std |
| KZ1000J/K/M LTD/CSR | 81-83 | 11-3119 -std | 11-3122 -std |
| KZ1000P Police | 82-02 | 11-3119 -std | 11-3122 -std |

NOTE: Also available for Kawasaki: (oversizes)

See 11-3119 & 11-3122 for applications 11-3120(.002") 11-3123(.002")
See 11-3119 & 11-3122 for applications 11-3121(.004") 11-3124(.004")

POLARIS ATV

| | | | |
|---------------|------|--------------|--------------|
| Sportsman 500 | 2000 | 11-3064 -std | 11-3076 -std |
|---------------|------|--------------|--------------|

SUZUKI Street

| | | | |
|------------------|-------|--------------|--------------|
| GSX-R600WN/WP | 92-93 | 11 3190 -std | 11 3190 -std |
| RF600RR/RS/RT | 94-96 | 11 3190 -std | 11 3190 -std |
| GS700EF/ESF | 1985 | 11-3129 -std | 11-3129 -std |
| GS750ET/EX/EZ | 80-82 | 11-3129 -std | 11-3129 -std |
| GS750LT/LX | 80-81 | 11-3129 -std | 11-3129 -std |
| GS750SD | 1983 | 11-3129 -std | 11-3129 -std |
| GS750TZ/TD | 82-83 | 11-3129 -std | 11-3129 -std |
| GSX750F Katana | 89-96 | 11-3167 -std | 11-3167 -std |
| GSX-R750J/K/L | 88-90 | 11-3167 -std | 11-3167 -std |
| GSX-R750WP/WR/WS | 93-95 | 11 3190 -std | 11 3190 -std |
| RF900R | 94-97 | 11 3190 -std | 11 3190 -std |
| GS1000SZ Katana | 1982 | 11-3129 -std | 11-3129 -std |
| GS1100ET/EX/EZ | 80-82 | 11-3129 -std | 11-3129 -std |
| GS1100ED/ESD | 1983 | 11-3129 -std | 11-3129 -std |
| GS1100LT | 1980 | 11-3129 -std | 11-3129 -std |
| GS1100SD Katana | 1983 | 11-3129 -std | 11-3129 -std |
| GSX1100GM/GN/GP | 91-93 | 11-3167 -std | 11-3167 -std |
| GSX-R1100K/L/M/N | 89-92 | 11-3167 -std | 11-3167 -std |
| GSX-R1100W | 93-98 | 11 3190 -std | 11 3190 -std |
| GS1150E | 83-86 | 11-3129 -std | 11-3129 -std |
| GSF1200SV Bandit | 1997 | 11-3167 -std | 11-3167 -std |

SUZUKI ATV

| | | | |
|---------------------------|-------|--------------|--------------|
| LT-Z400K3/K4/K5 QuadSport | 03-05 | 11-3078 -std | 11-3078 -std |
|---------------------------|-------|--------------|--------------|

SUZUKI Offroad

| | | | |
|------------------------|-------|--------------|--------------|
| DR-Z400Y/K1~K4 Offroad | 00-04 | 11-3078 -std | 11-3078 -std |
|------------------------|-------|--------------|--------------|

YAMAHA Street

| | | | |
|------------------------|-------|--------------|--------------|
| FJ1100L/LC/N/NC | 84-85 | 11-3203 -std | 11-3203 -std |
| FJ1200S/SC-D/DC | 86-92 | 11-3203 -std | 11-3203 -std |
| FJ1200AD/ADC/AEC (ABS) | 92-93 | 11-3203 -std | 11-3203 -std |

NOTE: Oversize for FJ1100/1200 applications 11-3207(.002") 11-3207(.002")

YAMAHA ATV

| | | | |
|-------------------------|-------|--------------|--------------|
| YFM350E Moto-4 | 87-95 | 11-3166 -std | 11-3166 -std |
| YFM350FW Big Bear | 87-97 | 11-3166 -std | 11-3166 -std |
| YFM350FWB Big Bear | 97-99 | 11-3166 -std | 11-3166 -std |
| YFM350FHL/FHLC | 1999 | 11-3166 -std | 11-3166 -std |
| YFM350U Big Bear | 96-99 | 11-3166 -std | 11-3166 -std |
| YFM350FX Wolverine | 95-01 | 11-3166 -std | 11-3166 -std |
| YFM350S/RT Raptor | 04-05 | 11-3166 -std | 11-3166 -std |
| YFM350XT~XS/XSC Warrior | 87-04 | 11-3166 -std | 11-3166 -std |
| YFP350U Terraplo | 1988 | 11-3166 -std | 11-3166 -std |
| YFM400FW Kodiak | 93-00 | 11-3166 -std | 11-3166 -std |
| YFM660RN/RNC/RP/RPB | 01-02 | 11-3089 -std | 11-3066 -std |
| YFM660RR/RRB/RRC Raptor | 2003 | 11-3089 -std | 11-3066 -std |
| YFM660RLER/RLES Raptor | 03-04 | 11-3089 -std | 11-3066 -std |
| YFM660RS/RT Raptor 660 | 04-05 | 11-3089 -std | 11-3066 -std |
| YFM660F Grizzly | 02-05 | 11-3089 -std | 11-3066 -std |

YAMAHA Offroad

| | | | |
|------------------|-------|--------------|--------------|
| YZ250FN/FP/FR/FS | 01-04 | 11-3067 -std | 11-3070 -std |
| WR400F/YZ400F | 98-00 | 11-3071 -std | 11-3072 -std |
| WR426F/YZ426F | 01-02 | 11-3071 -std | 11-3072 -std |
| WR450F/YZ450F | 03-04 | 11-3091 -std | 11-3092 -std |

SHOP EQUIP & TOOLS

HARD PARTS

CARB & FUEL

IGNITION/ELECTRICAL

CONTROL

SUSPENSION

ACCESSORIES

ENGINE VALVES, VALVE STEM SEALS & KEEPERS

SHOP EQUIP & TOOLS

HARD PARTS



Made to meet or exceed OEM specifications. **Made in Japan.**
Note: Engine Valves are sold each. Valve Stem Seals are sold pk/10.
 Valve Keepers are sold pk/25.

CARB & FUEL

IGNITION/ELECTRICAL

CONTROL

SUSPENSION

ACCESSORIES

| HONDA Street Application | Year | Intake Valve | Exhaust Valve | Valve Stem Seal | Valve Keeper |
|--------------------------|-------|--------------|---------------|-----------------|--------------|
| C70 Passport | 80-81 | 14-4224 | 14-4225 | 14-6382 | — |
| C70K1 | 72-73 | 14-4224 | 14-4225 | 14-6382 | — |
| C70M | 70-71 | 14-4224 | 14-4225 | 14-6382 | — |
| CL70/K1/K2/K3 | 69-73 | 14-4224 | 14-4225 | 14-6382 | — |
| CL90 | 67-70 | 14-4214 | 14-4215 | 14-6382 | — |
| CB/CL100/K1/K2 | 70-72 | — | — | 14-6251 | 14-1750 |
| CL100S/S2/S3 | 71-73 | — | — | 14-6251 | 14-1750 |
| CB125S/S1/S2 | 73-75 | — | — | 14-6251 | 14-1750 |
| CB125S | 76-79 | — | — | 14-6251 | 14-1750 |
| CB125S | 80-85 | — | 14-4051 | 14-6251 | 14-1750 |
| CL125S/S1 | 73-74 | — | — | 14-6251 | 14-1750 |
| SS125A Super Sport | 67-69 | — | — | 14-6382 | — |
| CA175K3 | 69-70 | — | — | 14-6382 | — |
| CB/CL175K3-K7 | 69-73 | — | — | 14-6382 | — |
| CM185T Twinstar | 78-79 | — | — | 14-6251 | 14-1750 |
| CM200T Twinstar | 80-82 | — | — | 14-6251 | 14-1750 |
| CB250 Nighthawk | 91-97 | — | — | 14-6251 | — |
| CB250 Nighthawk | 99-04 | — | — | 14-6251 | — |
| CM250C | 82-83 | — | — | 14-6251 | 14-1750 |
| CMX250C/CD Rebel | 85-87 | — | — | 14-6251 | 14-1750 |
| CMX250C/C2 Rebel | 96-04 | — | — | 14-6251 | — |
| CB350F/F1 (4 cylinder) | 72-74 | — | — | 14-6383 | 14-1750 |
| CB400A Automatic | 1978 | — | — | 14-6251-In | 14-1750 |
| | | | | —Ex | — |
| CB400T/T1/TII Hawk | 78-81 | — | — | 14-6251-In | 14-1750 |
| | | | | —Ex | — |
| CB400F Super Sport | 75-77 | — | — | 14-6383 | 14-1750 |
| CM400A/C/E/T | 79-81 | — | — | 14-6251-In | 14-1750 |
| | | | | —Ex | — |
| CB450SC Nighthawk | 82-86 | — | — | 14-6251-In | 14-1750-In |
| | | | | —Ex | — |
| CB450T Hawk | 1982 | — | — | 14-6251-In | 14-1750-In |
| | | | | —Ex | — |
| CM450A/C/E | 82-83 | — | — | 14-6251-In | 14-1750-In |
| | | | | —Ex | — |
| CB500/K1/K2 | 71-73 | — | — | 14-6383 | 14-1750 |
| CX500 | 78-79 | — | — | 14-7584 | — |
| CX500C/D | 79-82 | — | — | 14-7584 | — |
| CX500TC | 1982 | — | — | 14-7584 | — |
| FT500 Ascot | 82-83 | 14-1815 | 14-1814 | — | — |
| GB500 | 89-90 | — | — | — | — |
| GL500/I Silverwing | 81-82 | — | — | 14-7584 | — |
| CB550F Super Sport | 75-77 | — | — | 14-6383 | 14-1750 |
| CB550/K1/K | 74-78 | — | — | 14-6383 | 14-1750 |
| CBR600F2 Hurricane | 91-94 | — | — | 14-1820 | — |
| CBR600F3 Hurricane | 95-98 | — | — | 14-1820 | — |
| CBR600SJR | 1996 | — | — | 14-1820 | — |

| HONDA Street Application | Year | Intake Valve | Exhaust Valve | Valve Stem Seal | Valve Keeper |
|--------------------------|-------|--------------|---------------|-----------------|--------------|
| CBR600SE | 1998 | — | — | 14-1820 | — |
| CBR600F4 Hurricane | 99-00 | — | — | 14-1820 | — |
| VT600C Shadow | 86-87 | — | — | 14-7584 | — |
| CB650 | 79-82 | — | — | 14-6383 | 14-1750 |
| CB650C Custom | 80-81 | — | — | 14-6383 | 14-1750 |
| CB650SC Nighthawk | 1982 | — | — | 14-6383 | 14-1750 |
| CX650C Custom | 1983 | — | — | 14-7584 | — |
| CX650T Turbo | 1983 | — | — | 14-7584 | — |
| GL650/I Interstate | 1983 | — | — | 14-7584 | — |
| VF700C | 84-85 | — | — | 14-6251 | — |
| VF700F | 84-85 | — | — | 14-6251 | — |
| VF700S | 84-85 | — | — | 14-6251 | — |
| VFR700F/F2 Interceptor | 86-87 | — | — | 14-6251 | — |
| VT700C Shadow | 84-87 | — | — | 14-7584 | — |
| CB750A Automatic | 76-77 | — | — | 14-7584 | — |
| CB750A Automatic | 1978 | — | — | 14-7584 | — |
| CB750C Custom | 80-82 | 14-6066 | 14-6067 | 14-6251 | 14-1750 |
| CB750F Super Sport | 75-76 | — | — | 14-7584 | — |
| CB750F Super Sport | 77-78 | — | — | 14-7584 | — |
| CB750F Super Sport | 79-82 | 14-6066 | 14-6067 | 14-6251 | 14-1750 |
| CB750K0/K | 69-78 | — | — | 14-7584 | — |
| CB750K | 79-82 | — | 14-6067 | 14-6251 | 14-1750 |
| CB750L LTD | 1979 | 14-6066 | 14-6067 | 14-6251 | 14-1750 |
| CB750SC Nighthawk | 82-83 | 14-6066 | 14-6067 | 14-6251 | 14-1750 |
| RVF750 (RC45) | 1994 | — | — | 14-1821 | — |
| VF750C V45 Magna | 82-83 | — | — | 14-6251 | 14-1750 |
| VF750C V45 Magna | 1988 | — | — | 14-6251 | — |
| VF750C/CD/CD2 | 94-02 | — | — | 14-1821-Ex | — |
| VF750F Interceptor | 83-84 | — | — | 14-6251 | — |
| VF750S V45 Sabre | 82-83 | — | — | 14-6251 | 14-1750 |
| VFR750F | 90-97 | — | — | 14-1821 | — |
| VT750C Shadow | 1983 | — | — | 14-7584 | — |
| VFR800F1 | 98-01 | — | — | 14-1821 | — |
| VT800C Shadow | 1988 | — | — | 14-7584 | — |
| CB900C Custom | 80-82 | 14-6071 | 14-6072 | 14-6251 | 14-1750 |
| CB900F Super Sport | 81-82 | 14-6071 | 14-6072 | 14-6251 | 14-1750 |
| CBR900RR | 93-99 | — | — | 14-1821 | — |
| CB1000 | 1994 | — | — | 14-6251 | — |
| CB1000C Custom | 1983 | 14-6071 | 14-6072 | 14-6251 | 14-1750 |
| CBR1000F Hurricane | 87-88 | — | — | 14-6251 | — |
| CBR1000F Hurricane | 90-91 | — | — | 14-6251 | — |
| CBR1000F Hurricane | 93-96 | — | — | 14-6251 | — |
| CBX six cyl. Super Sport | 79-82 | 14-6066 | 14-6067 | 14-6251 | 14-1750 |
| GL1000 Gold Wing | 75-79 | 14-6069 | 14-6070 | 14-7584 | — |
| GL1000L LTD | 1976 | 14-6069 | 14-6070 | 14-7584 | — |
| VF1000F Interceptor | 1984 | — | — | 14-6251 | — |
| VF1000R | 85-86 | — | — | 14-6251 | — |
| CB1100F Super Sport | 1983 | 14-6071 | 14-6072 | 14-6251 | 14-1750 |
| GL1100 Gold Wing | 1980 | 14-6069 | 14-6070 | 14-7584 | — |
| GL1100 Gold Wing | 81-82 | 14-6069 | — | 14-7584 | — |
| GL1100 Gold Wing | 1983 | — | — | 14-7584 | — |
| GL1100A Aspencade | 1982 | 14-6069 | — | 14-7584 | — |
| GL1100A Aspencade | 1983 | — | — | 14-7584 | — |
| GL1100I Interstate | 1980 | 14-6069 | 14-6070 | 14-7584 | — |
| GL1100I Interstate | 81-82 | 14-6069 | — | 14-7584 | — |
| GL1100I Interstate | 1983 | — | — | 14-7584 | — |
| ST1100/A | 91-02 | — | — | 14-1821 | — |
| VF1100C V65 Magna | 83-86 | — | — | 14-6251 | — |
| VF1100S V65 Sabre | 84-85 | — | — | 14-6251 | — |
| VT1100C Shadow | 87-90 | — | — | 14-7584 | — |
| VT1100C/C2/C2-2 Shadow | 92-97 | — | — | 14-7584 | — |
| GL1200 Gold Wing | 1984 | — | — | 14-7584 | — |
| GL1200A Aspencade | 84-87 | — | — | 14-7584 | — |
| GL1200I Interstate | 84-87 | — | — | 14-7584 | — |
| GL1200L Limited | 1985 | — | — | 14-7584 | — |
| GL1200SEi Aspencade | 1986 | — | — | 14-7584 | — |
| GL1500 | 88-90 | — | — | 14-6251 | — |
| GL1500A Aspencade | 91-00 | — | — | 14-6251 | — |

ENGINE VALVES, VALVE STEM SEALS & KEEPERS

| HONDA Street | | | | | |
|---------------------|-------|--------------|---------------|-----------------|--------------|
| Application | Year | Intake Valve | Exhaust Valve | Valve Stem Seal | Valve Keeper |
| GL1500I Interstate | 91-96 | — | — | 14-6251 | — |
| GL1500SE | 90-00 | — | — | 14-6251 | — |
| GL1500C/CT Valkyrie | 97-00 | — | — | 14-6251 | — |
| GL1500CF Valkyrie | 97-01 | — | — | 14-6251 | — |
| GL1500CD Valkyrie | 2001 | — | — | 14-6251 | — |

| HONDA ATV | | | | | |
|----------------------------|-------|--------------|---------------|-----------------|--------------|
| Application | Year | Intake Valve | Exhaust Valve | Valve Stem Seal | Valve Keeper |
| ATC70 | 73-78 | — | — | 14-6382 | — |
| ATC70 | 79-85 | 14-4224 | 14-4225 | 14-6382 | — |
| TRX70 Fourtrax 70 | 86-87 | 14-4224 | 14-4225 | 14-6382 | — |
| ATC90/K1~K3 | 70-75 | 14-4214 | 14-4215 | 14-6382 | — |
| ATC90 | 76-78 | 14-4214 | 14-4215 | 14-6382 | — |
| ATC110 | 79-85 | 14-4214 | 14-4215 | 14-6382 | — |
| ATC125M | 84-85 | — | — | 14-6251 | 14-1750 |
| ATC125M | 86-87 | — | — | 14-6251 | — |
| TRX125 Fourtrax 125 | 85-86 | — | — | 14-6251 | 14-1750 |
| TRX125 Fourtrax 125 | 87-88 | — | — | 14-6251 | — |
| ATC185/ATC185S | 80-83 | 14-4050 | 14-4051 | 14-6251 | 14-1750 |
| ATC200 | 81-83 | 14-4050 | 14-4051 | 14-6251 | 14-1750 |
| ATC200E Big Red | 82-83 | 14-4050 | 14-4051 | 14-6251 | 14-1750 |
| ATC200ES Big Red | 1984 | 14-4050 | 14-4051 | 14-6251 | 14-1750 |
| ATC200M | 84-85 | 14-4050 | 14-4051 | 14-6251 | 14-1750 |
| ATC200S | 84-86 | 14-4050 | 14-4051 | 14-6251 | 14-1750 |
| ATC200X | 83-85 | 14-4050 | 14-4051 | 14-6251 | 14-1750 |
| ATC200X | 86-87 | — | — | 14-6251 | — |
| TRX200 Fourtrax 200 | 1984 | 14-4050 | 14-4051 | 14-6251 | 14-1750 |
| TRX200 Fourtrax 200 | 90-91 | — | — | 14-6251 | — |
| TRX200 FourtraxType II | 91-97 | — | — | 14-6251 | — |
| TRX200SX Fourtrax | 86-88 | — | — | 14-6251 | — |
| ATC250ES Big Red | 85-87 | 14-6288 | 14-6267 | 14-6251 | — |
| ATC250SX | 85-87 | 14-6288 | 14-6267 | 14-6251 | — |
| TRX250 Fourtrax 250 | 85-87 | 14-6288 | 14-6267 | 14-6251 | — |
| TRX250 Recon | 97-01 | — | — | 14-6251 | — |
| TRX250TE Recon ES | 02-03 | — | — | 14-6251 | — |
| TRX250TM Recon | 2002 | — | — | 14-6251 | — |
| TRX250X Fourtrax | 87-88 | 14-6119 | 14-6131 | 14-6251 | — |
| TRX250X Fourtrax | 91-92 | 14-6119 | 14-6131 | 14-6251 | — |
| TRX300 Fourtrax 300 | 88-00 | 14-6266 | 14-6267 | 14-6251 | — |
| TRX300EX Fourtrax 300 | 93-00 | 14-6119 | 14-6131 | 14-6251 | — |
| TRX300EX Sportrax 300 | 01-03 | 14-6119 | 14-6131 | 14-6251 | — |
| TRX300FW Fourtrax 4x4 | 1988 | 14-6266 | 14-6267 | 14-6251 | — |
| TRX300FW Fourtrax 4x4 | 90-00 | 14-6266 | 14-6267 | 14-6251 | — |
| ATC350X | 85-87 | 14-6134 | 14-6135 | 14-6251 | — |
| TRX350 Fourtrax 4wd | 86-87 | 14-6134 | 14-6135 | 14-6251 | — |
| TRX350 Fourtrax Foreman | 87-89 | 14-6134 | 14-6135 | 14-6251 | — |
| TRX400EX Fourtrax 400EX | 99-00 | — | — | 14-6251 | — |
| TRX400EX Sportrax 400EX | 01-03 | — | — | 14-6251 | — |
| TRX400FW Fourtrax Foreman | 95-01 | — | — | 14-6251 | — |
| TRX400FM Fourtrax Foreman | 2002 | — | — | 14-6251 | — |
| TRX400FW Fourtrax Foreman | 2003 | — | — | 14-6251 | — |
| TRX450S Fourtrax Foreman S | 98-01 | — | — | 14-6251 | — |
| TRX450ES Fourtrax Foreman | 98-01 | — | — | 14-6251 | — |
| TRX450FE Fourtrax Foreman | 02-03 | — | — | 14-6251 | — |
| TRX450FM Fourtrax Foreman | 02-03 | — | — | 14-6251 | — |
| TRX500FA Fourtrax Rubicon | 01-03 | — | — | 14-6251 | — |

| HONDA Dual Sport/Offroad | | | | | |
|--------------------------|-------|--------------|---------------|-----------------|--------------|
| Application | Year | Intake Valve | Exhaust Valve | Valve Stem Seal | Valve Keeper |
| Z50A Mini 50 | 68-69 | — | — | 14-6382 | — |
| Z50AK1~AK6 | 69-75 | — | — | 14-6382 | — |
| Z50A Mini 50 | 76-78 | — | — | 14-6382 | — |
| Z50R | 79-93 | — | — | 14-6382 | — |
| Z50RD | 1986 | — | — | 14-6382 | — |
| CL70K1/K2/K3 Scrambler | 69-72 | — | — | 14-6382 | — |
| CT170 Trail 70 | 69-71 | — | — | 14-6382 | — |
| CT170K1/K2/K3/K4 | 72-75 | — | — | 14-6382 | — |
| CT170 Trail 70 | 76-82 | — | — | 14-6382 | — |
| CT170H/HK1 Trail 70 H | 70-73 | — | — | 14-6382 | — |
| SL70/K1/K2 | 71-73 | 14-4224 | 14-4225 | 14-6382 | — |

| HONDA Dual Sport/Offroad | | | | | |
|--------------------------|-------|--------------|---------------|-----------------|--------------|
| Application | Year | Intake Valve | Exhaust Valve | Valve Stem Seal | Valve Keeper |
| XL70/K1 | 74-76 | 14-4224 | 14-4225 | 14-6382 | — |
| XL75 | 77-79 | — | — | 14-6251 | 14-1750 |
| XR75/K1/K2 & XR75 | 73-78 | — | — | 14-6251 | 14-1750 |
| XL80S | 80-85 | — | — | 14-6251 | 14-1750 |
| XR80 | 79-84 | — | — | 14-6251 | 14-1750 |
| XR80R | 85-03 | — | — | 14-6251 | 14-1750 |
| CT90/K1~K6 Trail 90 | 66-75 | 14-4214 | 14-4215 | 14-6382 | — |
| CT90 Trail 90 | 76-79 | 14-4214 | 14-4215 | 14-6382 | — |
| SL90 Motosport 90 | 1969 | 14-4214 | 14-4215 | 14-6382 | — |
| ST90/K1/K2 | 73-75 | 14-4214 | 14-4215 | 14-6382 | — |
| SL100/K1/K2/K3 | 70-73 | — | — | 14-6251 | 14-1750 |
| XL100/K1 & XL100 | 74-78 | — | — | 14-6251 | 14-1750 |
| XL100S | 79-85 | — | — | 14-6251 | 14-1750 |
| XR100 | 81-84 | — | — | 14-6251 | 14-1750 |
| XR100R | 85-03 | — | — | 14-6251 | 14-1750 |
| CT110 Trail 110 | 80-86 | — | — | 14-6251 | 14-1750 |
| CT125 Trail 125 | 1977 | — | — | 14-6251 | 14-1750 |
| NX125 | 88-89 | — | — | 14-6251 | — |
| SL125/K1/K2 Motosport | 71-73 | — | — | 14-6251 | 14-1750 |
| TL125/K1/K2/S Trials | 73-76 | — | — | 14-6251 | 14-1750 |
| XL125/K1 | 74-75 | — | — | 14-6383 | 14-1750 |
| XL125 | 76-78 | — | — | 14-6251 | 14-1750 |
| XL125S | 79-84 | 14-4050 | 14-4051 | 14-6251 | 14-1750 |
| XL125S | 1985 | — | — | 14-4051 | 14-6251 |
| SL175K | 70-72 | — | — | 14-6382 | — |
| XL185S | 79-83 | 14-4050 | 14-4051 | 14-6251 | 14-1750 |
| XR185 | 1979 | 14-4050 | 14-4051 | 14-6251 | 14-1750 |
| TLR200 Reflex | 86-87 | — | — | 14-6251 | 14-1750 |
| TR200 Fatcat | 86-87 | — | — | 14-6251 | — |
| XL200R | 83-84 | 14-4050 | 14-4051 | 14-6251 | 14-1750 |
| XR200 | 80-84 | 14-4050 | 14-4051 | 14-6251 | 14-1750 |
| XR200R | 81-83 | 14-4050 | 14-4051 | 14-6251 | 14-1750 |
| XR200R | 84-85 | — | — | 14-6251 | — |
| XR200R | 86-88 | 14-4050 | 14-4051 | 14-6251 | 14-1750 |
| XR200R | 90-91 | 14-4050 | 14-4051 | 14-6251 | 14-1750 |
| XR200R | 93-03 | 14-4050 | 14-4051 | 14-6251 | 14-1750 |
| TL250 Trials | 75-76 | — | — | 14-6383 | 14-1750 |
| XL250/K1 Motosport | 72-76 | — | — | 14-6383 | 14-1750 |
| XL250S | 78-81 | — | — | 14-6251 | 14-1750 |
| XL250R | 82-83 | — | — | 14-6251 | 14-1750 |
| XL250R | 84-87 | — | — | 14-6251 | — |
| XR250L | 91-96 | — | — | 14-6251 | — |
| XR250 | 79-80 | — | — | 14-6251 | 14-1750 |
| XR250R | 81-82 | — | — | 14-6251 | 14-1750 |
| XR250R | 84-95 | — | — | 14-6251 | — |
| XL350K | 74-78 | — | — | 14-6383 | 14-1750 |
| XL350R | 84-85 | — | — | 14-6251 | — |
| XR350R | 83-85 | — | — | 14-6251 | — |
| XR400R | 96-03 | — | — | 14-6251 | — |
| XL500S | 79-81 | 14-1815 | 14-1814 | — | — |
| XL500R | 1982 | 14-1815 | 14-1814 | — | — |
| XR500 | 79-80 | 14-1815 | 14-1814 | — | — |
| XR500R | 81-82 | 14-1815 | 14-1814 | — | — |
| XR500R | 83-84 | — | — | — | — |
| XL600R | 83-87 | — | — | — | — |
| XL600V Transalp | 89-90 | — | — | 14-6251 | -In -Ex |
| XR600R | 85-00 | — | — | — | — |
| NX650 | 88-89 | — | — | — | — |
| XR650L | 93-03 | — | — | — | — |

| KAWASAKI Street | | | | | |
|------------------------|-------|--------------|---------------|-----------------|--------------|
| Application | Year | Intake Valve | Exhaust Valve | Valve Stem Seal | Valve Keeper |
| EL250B2/B3 Eliminator | 88-89 | 14-4092 | 14-4093 | 14-3607 | — |
| EL250E1~E4 Eliminator | 91-94 | 14-4092 | 14-4093 | 14-3607 | — |
| EX250E1/E2 Ninja 250R | 86-87 | 14-4092 | 14-4093 | 14-3607 | — |
| EX250F2~F4 Ninja 250R | 88-90 | 14-4092 | 14-4093 | 14-3607 | — |
| EX250F6~F19 Ninja 250R | 92-05 | 14-4092 | 14-4093 | 14-3607 | — |
| KZ250D1/D2 LTD & CSR | 80-81 | — | — | 14-6388 | 14-4123 |

SHOP EQUIP & TOOLS
HARD PARTS
CARB & FUEL
IGNITION/ELECTRICAL
CONTROL
SUSPENSION
ACCESSORIES

ENGINE VALVES, VALVE STEM SEALS & KEEPERS

SHOP EQUIP & TOOLS

HARD PARTS

CARB & FUEL

IGNITION/ELECTRICAL

CONTROL

SUSPENSION

ACCESSORIES

| KAWASAKI Street Application | Year | Intake Valve | Exhaust Valve | Valve Stem Seal | Valve Keeper |
|-----------------------------|-------|--------------|---------------|-----------------|--------------|
| KZ250L1 CSR | 1982 | — | — | 14-6388 | 14-4123 |
| KZ250W1 LTD | 1983 | — | — | 14-6388 | 14-4123 |
| EX305B1 GPz | 1983 | — | — | — | — |
| KZ305A1/A2 CSR | 81-82 | — | — | — | — |
| KZ305B1 CSR Belt | 1982 | — | — | — | — |
| KZ305B2/B3 LTD Belt | 87-88 | — | — | — | — |
| KZ400A1/A2 | 77-78 | — | — | 14-6388 | 14-4123 |
| KZ400B1/B2 | 78-79 | — | — | 14-6388 | 14-4123 |
| KZ400C1 | 1978 | — | — | 14-6388 | 14-4123 |
| KZ400/D/D3/D4 | 74-77 | — | — | 14-6388 | 14-4123 |
| KZ400H1 LTD | 1979 | — | — | 14-6388 | 14-4123 |
| KZ400S/S2/S3 Special | 75-77 | — | — | 14-6388 | 14-4123 |
| KZ440A1~A4 LTD | 80-83 | — | — | 14-6388 | 14-4123 |
| KZ440B1/B2 | 80-81 | — | — | 14-6388 | 14-4123 |
| KZ440D1~D5 LTD Belt | 80-83 | — | — | 14-6388 | 14-4123 |
| KZ440G1 | 1982 | — | — | 14-6388 | 14-4123 |
| EN450A LTD454 | 85-90 | 14-1749 | 14-1747 | — | — |
| EN500A1~A7 Vulcan | 90-96 | 14-1749 | 14-1747 | — | — |
| EN500C1~C10 Vulcan LTD | 96-05 | 14-1749 | 14-1747 | — | — |
| EX500A1~A7 Ninja 500R | 87-93 | 14-1749 | 14-1747 | — | — |
| EX500D1~D11 Ninja 500R | 94-04 | 14-1749 | 14-1747 | — | — |
| KZ550A1 | 1980 | — | — | 14-6060 | — |
| KZ550A2/A3/A4 | 81-83 | — | — | 14-6060 | — |
| KZ550C1 LTD | 80-83 | — | — | 14-6060 | — |
| KZ550C2/C3/C4 LTD | 82-83 | — | — | 14-6060 | — |
| KZ550D1 GPz | 1981 | — | — | 14-6060 | — |
| KZ550F1 Spectre | 1983 | — | — | 14-6060 | — |
| KZ550F2 LTD | 1984 | — | — | 14-6060 | — |
| KZ550H1/H2 GPz | 82-83 | — | — | 14-6060 | — |
| KZ550M1 LTD | 1983 | — | — | 14-6060 | — |
| ZR550B1~B4 | 90-93 | — | — | 14-6060 | — |
| ZX550A1/A2 GPz | 84-85 | — | — | 14-6060 | — |
| ZL600A1/A2 Eliminator | 85-86 | — | — | 14-3607 | — |
| ZL600B2/B3 Eliminator | 96-97 | — | — | 14-3607 | — |
| ZX600A1~A3 Ninja 600R | 85-87 | — | — | 14-3607 | — |
| ZX600B1 Ninja 600RX | 1987 | — | — | 14-3607 | — |
| ZX600C1~C10 Ninja 600R | 88-97 | — | — | 14-3607 | — |
| ZX600D1~D4 Ninja ZX-6 | 90-93 | — | — | 14-6068 | — |
| ZX600E1~E10 Ninja ZX-6 | 93-02 | — | — | 14-1825 | — |
| ZX600F1~F3 Ninja ZX-6R | 95-97 | — | — | 14-1825 | — |
| ZX600G1/G2 Ninja ZX-6R | 98-99 | — | — | 14-1825 | — |
| ZX600J1/J2/J3 Ninja ZX-6R | 00-02 | — | — | 14-1825 | — |
| EJ650A1/A2 W650 | 99-00 | — | — | 14-6068 | — |
| KZ650B1/B2/B2A/B3 | 77-79 | — | — | 14-6388 | 14-4123 |
| KZ650C1/C2/C3 | 77-79 | — | — | 14-6388 | 14-4123 |
| KZ650I/D1A/D2 SR | 78-79 | — | — | 14-6388 | 14-4123 |
| KZ650E1/F1 | 1980 | — | — | 14-6388 | 14-4123 |
| KZ650H1 CSR | 1981 | — | — | 14-6388 | 14-4123 |
| KZ650H2/H3 CSR | 82-83 | — | — | 14-6388 | 14-4123 |
| KZ700A1 | 1984 | — | — | 14-6388 | 14-4123 |
| VN700A1 Vulcan | 1985 | — | — | — | — |
| ZN700A1/A2 LTD | 84-85 | 14-4080 | — | 14-6388 | 14-4123 |
| KZ750E1/E2/E3 | 80-82 | 14-4080 | — | 14-6388 | 14-4123 |
| KZ750F1 LTD Shaft | 1983 | 14-4080 | — | 14-6388 | 14-4123 |
| KZ750H1~H4 LTD | 80-83 | 14-4080 | — | 14-6388 | 14-4123 |
| KZ750L3 | 1983 | 14-4080 | — | 14-6388 | 14-4123 |
| KZ750N1/N2 Spectre | 82-83 | 14-4080 | — | 14-6388 | 14-4123 |
| KZ750R1 GPz | 1982 | 14-4080 | — | 14-6388 | 14-4123 |
| VN750A2~A17 Vulcan | 86-01 | — | — | — | — |
| ZR750C1/C2/C3 | 91-93 | 14-4080 | — | 14-6388 | 14-4123 |
| ZR750F2/H1~H3 ZR-7 | 99-03 | — | — | 14-6388 | 14-4123 |
| ZX750A1/A2/A3 GPz | 83-85 | 14-4080 | — | 14-6388 | 14-4123 |
| ZX750E1/E2 GPz Turbo | 84-85 | 14-4080 | — | 14-6388 | 14-4123 |
| ZX750F Ninja 750R | 87-90 | — | — | 14-3607 | — |
| ZX750H1/H2 ZX-7 | 89-90 | — | — | 14-3607 | — |
| ZX750J1/J2 Ninja ZX-7 | 91-92 | — | — | 14-6068 | — |
| ZX750K1/K2 Ninja ZX-7R | 91-92 | — | — | 14-6068 | — |
| ZX750L1/L2/L3 Ninja ZX-7 | 93-95 | — | — | 14-6068 | — |

| KAWASAKI Street Application | Year | Intake Valve | Exhaust Valve | Valve Stem Seal | Valve Keeper |
|-----------------------------|-------|--------------|---------------|-----------------|--------------|
| ZX750M1/M2 Ninja ZX-7R | 93-94 | — | — | 14-6068 | — |
| ZX750N1~N2 Ninja ZX-7RR | 96-97 | — | — | 14-6068 | — |
| ZX750P1~P8 Ninja ZX-7R | 96-03 | — | — | 14-6068 | — |
| VN800A1~A10 Vulcan | 95-03 | — | — | 14-3607 | — |
| VN800B1~B6 Classic | 96-01 | — | — | 14-3607 | — |
| VN800C1/C2/E1 Drifter | 99-01 | — | — | 14-3607 | — |
| ZI/A/B 900 *Square Keepers | 73-75 | 14-4074 | 14-4075 | 14-6388 | — |
| KZ900A *Square Keepers | 76-77 | 14-4074 | 14-4075 | 14-6388 | — |
| KZ900B1 LTD* | 1976 | 14-4074 | 14-4075 | 14-6388 | — |
| ZI900A1/A2 Eliminator | 85-86 | 14-1749 | 14-1747 | — | — |
| ZX900A1~A3 Ninja 900R | 84-86 | 14-1749 | 14-1747 | — | — |
| ZX900B1~B4 Ninja ZX-9R | 94-97 | — | — | 14-6068 | — |
| ZX900C1/C2 Ninja ZX-9R | 98-99 | — | — | 14-6068 | — |
| ZX900E1/E2 Ninja ZX-9R | 00-01 | — | — | 14-6068 | — |
| KZ1000A1/A2 | 77-78 | 14-4052 | 14-4053 | 14-6388 | 14-4123 |
| KZ1000A3/A3A/A4 MKII | 79-80 | 14-4052 | 14-4053 | 14-6388 | 14-4123 |
| KZ1000B1~B4 LTD | 77-80 | 14-4052 | 14-4053 | 14-6388 | 14-4123 |
| KZ1000C1~C4 Police | 78-81 | 14-4052 | 14-4053 | 14-6388 | 14-4123 |
| KZ1000D1 Z1R | 1978 | 14-4052 | 14-4053 | 14-6388 | 14-4123 |
| KZ1000D3 Z1R | 1980 | 14-4052 | 14-4053 | 14-6388 | 14-4123 |
| KZ1000E1/E2 Shaft ST | 79-80 | 14-4052 | 14-4053 | 14-6388 | 14-4123 |
| KZ1000G1 LTD Classic | 1980 | 14-4052 | 14-4053 | 14-6388 | 14-4123 |
| KZ1000J1/J2/J3 | 81-83 | 14-4076 | 14-4077 | 14-6388 | 14-4123 |
| KZ1000K1/K2 LTD | 81-82 | 14-4076 | 14-4077 | 14-6388 | 14-4123 |
| KZ1000M1/M2 CSR | 81-82 | 14-4076 | 14-4077 | 14-6388 | 14-4123 |
| KZ1000P/Police | 82-05 | 14-4076 | 14-4077 | 14-6388 | 14-4123 |
| KZ1000R1/R2 Replica | 82-83 | 14-4076 | 14-4077 | 14-6388 | 14-4123 |
| ZG1000A1~A20 Concours | 86-05 | 14-1749 | 14-1747 | — | — |
| ZL1000A1 Eliminator | 1987 | 14-1749 | 14-1747 | — | — |
| ZX1000A1~A2 Ninja 1000R | 86-87 | — | — | — | — |
| ZX1000B1/B2/B3 ZX-10 | 88-90 | — | — | 14-3607 | — |
| KZ1100A1~A3 Shaft | 81-83 | 14-4076 | 14-4077 | 14-6388 | 14-4123 |
| KZ1100B1/B2 GPz | 81-82 | 14-4076 | 14-4077 | 14-6388 | 14-4123 |
| KZ1100D1/D2 Spectre | 82-83 | 14-4076 | 14-4077 | 14-6388 | 14-4123 |
| KZ1100L1 LTD Shaft | 1983 | 14-4076 | 14-4077 | 14-6388 | 14-4123 |
| ZN1100B1/B2 LTD | 84-85 | — | — | 14-6388 | 14-4123 |
| ZR1100A1/A2/A3 | 92-94 | — | — | 14-6388 | 14-4123 |
| ZR1100C | 99-00 | — | — | 14-3607 | — |
| ZX1100A1/A2 GPz | 83-84 | — | — | 14-6388 | 14-4123 |
| ZX1100C Ninja ZX-11 | 90-93 | — | — | 14-3607 | — |
| ZX1100D Ninja ZX-11 | 93-01 | — | — | 14-3607 | — |
| ZX1100E/F1 GPz | 95-97 | — | — | 14-3607 | — |
| ZG1200A1 Voyager XII | 1986 | — | — | — | — |
| ZG1200B1~B15 Voyager XII | 87-02 | — | — | — | — |
| KZ1300A1~A4 | 79-82 | — | — | 14-6388 | 14-4123 |
| KZ1300B2 Touring | 1980 | — | — | 14-6388 | 14-4123 |
| ZN1300A Voyager | 83-88 | — | — | 14-6388 | 14-4123 |
| VN1500A1~A4 Vulcan 88 | 87-90 | — | — | 14-6388 | 14-4123 |
| VN1500A5~A9 Vulcan 88 | 91-95 | — | — | 14-6388 | 14-4123 |
| VN1500A Vulcan1500 | 96-99 | — | — | 14-6388 | 14-4123 |
| VN1500B1~B4 Vulcan 88 SE | 87-90 | — | — | 14-6388 | 14-4123 |
| VN1500C3/C4 Vulcan L | 96-97 | — | — | 14-6388 | 14-4123 |
| VN1500D1/D2 Classic | 96-97 | — | — | 14-6388 | 14-4123 |
| VN1500E1~E4 Classic | 98-05 | — | — | 14-6388 | 14-4123 |
| VN1500G1/G2/G3 Nomad | 99-01 | — | — | 14-6388 | 14-4123 |
| VN1500J1/J2/R1 Drifter | 99-05 | — | — | 14-6388 | 14-4123 |
| VN1500L1/L2 Nomad F.I. | 00-04 | — | — | 14-6388 | 14-4123 |
| VN1500N1/N2 Classic F.I. | 00-05 | — | — | 14-6388 | 14-4123 |

| KAWASAKI ATV Application | Year | Intake Valve | Exhaust Valve | Valve Stem Seal | Valve Keeper |
|--------------------------|-------|--------------|---------------|-----------------|--------------|
| KLF110A/B Mojave | 87-88 | — | — | — | — |
| KLT110A1/A2/A3 | 84-86 | — | — | — | — |
| KLT160A1 | 1985 | — | — | — | — |
| KLF185A1~A4 Bayou | 85-88 | — | — | — | — |
| KLT185A1/A2 Bayou | 86-87 | — | — | — | — |
| KLT200A1~A4A | 81-83 | — | — | 14-6388 | 14-4123 |
| KLT200B1 | 1983 | — | — | 14-6388 | 14-4123 |
| KLT200C1/C2 | 83-84 | — | — | 14-6388 | 14-4123 |

ENGINE VALVES, VALVE STEM SEALS & KEEPERS

| KAWASAKI ATV | | | | | |
|--------------------------|-------|--------------|---------------|-----------------|--------------|
| Application | Year | Intake Valve | Exhaust Valve | Valve Stem Seal | Valve Keeper |
| KLF220A1~A15 Bayou 220 | 88-02 | 14-6098 | 14-6100 | — | — |
| KLF250A1~A3 Bayou 250 | 03-05 | 14-6098 | 14-6100 | — | — |
| KLT250A1/A2 | 82-83 | — | — | 14-6388 | 14-4123 |
| KLT250C1/C2/C3 Prairie | 83-85 | — | — | 14-6388 | 14-4123 |
| KLT250P1 Police | 1984 | — | — | 14-6388 | 14-4123 |
| KSF250A1~A17 Mojave 4 | 87-03 | 14-1749 | 14-1747 | — | — |
| KSF250A18 KFX250 Mojave | 2004 | 14-1749 | 14-1747 | — | — |
| KEF300A1~A6 Lakota | 95-00 | — | — | 14-6388 | 14-4123 |
| KEF300B1/B2 Lakota Sport | 01-02 | — | — | 14-6388 | 14-4123 |
| KLF300A1/A2 Bayou | 86-87 | — | — | 14-6388 | 14-4123 |
| KLF300B1~B16 Bayou | 88-03 | — | — | 14-6388 | 14-4123 |
| KLF300C1~C15 Bayou 4x4 | 89-03 | — | — | 14-6388 | 14-4123 |
| KVF300A1~A4 Prairie 4x4 | 99-02 | — | — | 14-6388 | 14-4123 |
| KVF300B1~B4 Prairie 300 | 99-02 | — | — | 14-6388 | 14-4123 |
| KVF360A1~A3 Prairie 4x4 | 03-05 | — | — | 14-6388 | 14-4123 |
| KVF360B1~B3 Prairie 360 | 03-05 | — | — | 14-6388 | 14-4123 |
| KVF360C1/C2/C3 | 03-05 | — | — | 14-6388 | 14-4123 |
| KLF400B1~B7 Bayou 4x4 | 93-99 | 14-6155 | 14-6165 | — | — |
| KVF400A1/A2 Prairie 400 | 97-98 | 14-6155 | 14-6165 | — | — |
| KVF400B1 Prairie 400 | 1998 | 14-6155 | 14-6165 | — | — |
| KVF400C1~C4 Prairie 4x4 | 99-02 | 14-6155 | 14-6165 | — | — |
| KVF400D1~D4 Prairie 400 | 99-02 | 14-6155 | 14-6165 | — | — |
| KSF400A1/A2/A3 KFX400 | 03-05 | — | — | 14-3606 | — |
| KVF650A Prairie 650 4x4 | 02-03 | — | — | 14-3607 | — |
| KVF650B Prairie 650 4x4 | 02-03 | — | — | 14-3607 | — |
| KSV700A1 KFX700 V Force | 04-05 | — | — | 14-3607 | — |
| KVF700A1 Prairie 700 4x4 | 04-05 | — | — | 14-3607 | — |

| KAWASAKI Dual Sport/Offroad | | | | | |
|------------------------------------|-------|--------------|---------------|-----------------|--------------|
| Application | Year | Intake Valve | Exhaust Valve | Valve Stem Seal | Valve Keeper |
| KLX110A1/A2/A3 | 02-04 | — | — | 14-6068 | — |
| KLX125A1/A2/A3 | 03-05 | — | — | 14-6387 | — |
| KLX125B1/B2/B3 | 03-05 | — | — | 14-6387 | — |
| KL250A1/A2 | 78-79 | — | — | 14-6388 | 14-4123 |
| KL250A3/A4/A5 | 80-82 | — | — | 14-6388 | 14-4123 |
| KL250C1/C2 | 83-84 | — | — | 14-6388 | 14-4123 |
| KL250D2~D22 KLR | 85-05 | 14-1749 | 14-1747 | — | — |
| KL250G Super Sherpa | 00-03 | — | — | 14-6068 | — |
| KLX250A1/A2 | 79-80 | — | — | 14-6388 | 14-4123 |
| KLX250D2/D3/D4 | 94-96 | — | — | 14-6068 | — |
| KX250N1 KX250F | 2004 | — | — | 14-6068 | — |
| KLX300A2~A10 | 97-05 | — | — | 14-6068 | — |
| KLX400A1 KLX400SR Dual | 2003 | — | — | 14-3606 | — |
| KLX400B1 KLX400R | 2003 | — | — | 14-3606 | — |
| KL600A1 KLR600 | 1984 | — | — | 14-6388 | 14-4123 |
| KL600B1/B2 KLR600 | 85-86 | — | — | 14-6388 | 14-4123 |
| KL650/KLR650 | 87-05 | — | — | 14-6388 | 14-4123 |
| KL650B2/B3 Tengai KLR | 90-91 | — | — | 14-6388 | 14-4123 |
| KLX650A1/A2/A3 (offroad) | 93-95 | — | — | 14-6388 | 14-4123 |
| KLX650C1~C4 Dual Sport | 93-96 | — | — | 14-6388 | 14-4123 |
| KLX650D1 (offroad) | 1996 | — | — | 14-6388 | 14-4123 |

| SUZUKI Street | | | | | |
|----------------------|-------|--------------|---------------|-----------------|--------------|
| Application | Year | Intake Valve | Exhaust Valve | Valve Stem Seal | Valve Keeper |
| GN125EM/EN/EP/ER | 91-94 | — | — | 14-6387 | — |
| GN125ES/ET/EV | 95-97 | — | — | 14-6387 | — |
| GN250Z/D | 82-83 | — | — | 14-6387 | — |
| GN250F | 1985 | — | — | 14-6387 | — |
| GN250J | 1988 | — | — | 14-6387 | — |
| GS250TT/TX | 80-81 | — | — | 14-6387 | — |
| GZ250X/Y/K1 | 99-01 | — | — | 14-6387 | — |
| GS300LZ/LD | 82-83 | — | — | 14-6387 | — |
| GS300LF | 1985 | — | — | 14-6387 | — |
| GN400T/TX/TZ | 80-82 | — | — | 14-6386 | — |
| GN400XT/XX | 80-81 | — | — | 14-6386 | — |
| GS400B/XB/C/XC | 77-78 | — | — | 14-6386 | — |
| GSF400M/N/P Bandit | 91-93 | — | — | 14-1824 | — |
| GS425N/EN/LN | 1979 | — | — | 14-6386 | — |
| GS450ET/EX/EZ/ED | 80-83 | — | — | 14-6386 | — |
| GS450GAZ/GAD | 82-83 | — | — | 14-6386 | — |

| SUZUKI Street | | | | | |
|-----------------------|-------|--------------|---------------|-----------------|--------------|
| Application | Year | Intake Valve | Exhaust Valve | Valve Stem Seal | Valve Keeper |
| GS450G Automatic | 1985 | — | — | 14-6386 | In |
| GS450LT/LX/LZ/LD | 80-83 | — | — | 14-6386 | — |
| GS450LF/LG/LH/LJ | 85-88 | — | — | 14-6386 | In |
| GS450ST/SX | 80-81 | — | — | 14-6386 | — |
| GS450TX/TZ | 81-82 | — | — | 14-6386 | — |
| GS450TXZ/TXD | 82-83 | — | — | 14-6386 | — |
| GS500EK~EY/K1/K2 | 89-02 | — | — | 14-6386 | — |
| GS550B/C/EC/N/EN | 77-79 | — | — | 14-6386 | — |
| GS550ET | 1980 | — | — | 14-6386 | — |
| GS550ED/ESD | 1983 | — | — | — | 14-3604 |
| GS550ES/EF | 83-84 | — | — | — | 14-3604 |
| GS550ESE/ESF/ESG | 84-86 | — | — | — | 14-3604 |
| GS550LN/LT/LX/LZ | 79-82 | — | — | 14-6386 | — |
| GS550LD | 1983 | — | — | — | 14-3604 |
| GS550LF/LG | 85-86 | — | — | — | 14-3604 |
| GS550MZ Katana | 1982 | — | — | 14-6386 | — |
| GS550TX | 1981 | — | — | 14-6386 | — |
| GSF600ST~SY/K2 Bandit | 96-02 | — | — | 14-3606 | — |
| GSX600F Katana | 88-02 | — | — | 14-3606 | 14-3604 |
| GSX-R600WN/WP | 92-93 | — | — | 14-1824 | — |
| GSX-R600V~Y | 97-00 | — | — | 14-1824 | — |
| RF600RR/RS/RT | 94-96 | — | — | 14-1824 | — |
| GR650D/XD | 1983 | — | — | 14-6386 | — |
| GS650EX/EZ | 81-82 | — | — | 14-6386 | — |
| GS650GX/GZ/GD | 81-83 | — | — | 14-6386 | — |
| GS650GLX~GLD | 81-83 | — | — | 14-6386 | — |
| GS650MD Katana | 1983 | — | — | 14-6386 | — |
| LS650FG/FH Savage | 86-87 | — | — | 14-6386 | — |
| LS650PG~PY/K1 | 86-01 | — | — | 14-6386 | — |
| SV650X/Y/K1/K2 | 99-02 | — | — | 14-1824 | — |
| XR85D Turbo | 1983 | — | — | 14-6386 | — |
| GS700EF/EFS | 1985 | — | — | 14-6387 | — |
| GV700 Madura | 1985 | — | — | 14-6387 | — |
| VS700 Intruder | 86-87 | — | — | 14-6387 | — |
| GS750B/C/N/EC/EN | 77-79 | — | — | 14-6386 | — |
| GS750ET/EX/EZ | 80-82 | — | — | 14-6387 | — |
| GS750ED/ESD | 1983 | — | — | 14-6387 | — |
| GS750LN | 1979 | — | — | 14-6386 | — |
| GS750LT/LX | 80-81 | — | — | 14-6387 | — |
| GS750SD Katana | 1983 | — | — | 14-6387 | — |
| GS750TZ/TD | 82-83 | — | — | 14-6387 | — |
| GSX750F Katana | 89-01 | — | — | 14-3606 | 14-3604 |
| GSX-R750G/H | 86-87 | — | — | 14-3606 | 14-3604 |
| GSX-R750RG | 1986 | — | — | 14-3606 | 14-3604 |
| GSX-R750J~N | 88-92 | — | — | 14-3606 | 14-3604 |
| GSX-R750WP~WS | 93-95 | — | — | 14-1824 | — |
| GSX-R750T/V/W | 96-99 | — | — | 14-1824 | — |
| VS750GL Intruder | 88-91 | — | — | 14-6387 | — |
| VS800GL Intruder | 92-01 | — | — | 14-6387 | — |
| VX800L | 90-93 | — | — | 14-6387 | — |
| VZ800V~K2 Marauder | 97-02 | — | — | 14-6387 | — |
| GS850GN~GD | 79-83 | — | — | 14-6386 | — |
| GS850GLT~GLD | 80-83 | — | — | 14-6386 | — |
| RF900RR/RS/RT/RV | 94-97 | — | — | 14-1824 | — |
| RF900RZS | 1995 | — | — | 14-1824 | — |
| GS1000C/EC/N | 78-79 | — | — | 14-6386 | — |
| GS1000EN/ET | 79-80 | — | — | 14-6386 | — |
| GS1000SZ Katana | 1982 | — | — | 14-6387 | — |
| GS1000LN/SN | 1979 | — | — | 14-6386 | — |
| GS1000GT~GLX | 80-81 | — | — | 14-6386 | — |
| TL1000SV~SY/K1 | 97-01 | — | — | 14-6387 | — |
| TL1000RW~RY/K1 | 98-01 | — | — | 14-6387 | — |
| GS1100ET/EX/EZ | 80-82 | — | — | 14-6387 | — |
| GS1100ED/ESD | 1983 | — | — | 14-6387 | — |
| GS1100GZ~GLD | 82-83 | — | — | 14-6386 | — |
| GS1100GKZ~GKE | 82-84 | — | — | 14-6386 | — |
| GS1100LT | 1980 | — | — | 14-6387 | — |
| GS1100SD Katana | 1983 | — | — | 14-6387 | — |

SHOP EQUIP & TOOLS

HARD PARTS

CARB & FUEL

IGNITION/ELECTRICAL

CONTROL

SUSPENSION

ACCESSORIES

ENGINE VALVES, CAM CHAIN PARTS, TACH SEAL KIT

ENGINE VALVE DIMENSIONS

HONDA

| K&L | OEM Ref./P/N | (A) Head Dia. x (B) Stem Dia. x (C) Overall L. |
|---------|---------------|--|
| 14-1814 | 14721-429-000 | 30.00mm x 6.50-6.60mm x 89.60mm |
| 14-1815 | 14711-429-000 | 35.00mm x 6.50-6.60mm x 91.00mm |
| 14-4050 | 14711-437-00 | 30.00mm x 5.50mm x 92.00mm |
| 14-4051 | 14721-437-000 | 25.00mm x 5.50mm x 91.50mm |
| 14-4214 | 14711-028-000 | 27.00mm x 5.50mm x 68.00mm |
| 14-4215 | 14712-028-790 | 22.95mm x 5.50mm x 67.70mm |
| 14-4224 | 14711-087-000 | 25.00mm x 5.40mm x 64.30mm |
| 14-4225 | 14721-087-010 | 21.90mm x 5.40mm x 63.80mm |
| 14-6066 | 14711-MA4-770 | 25.00mm x 5.50mm x 90.00mm |
| 14-6067 | 14721-422-000 | 22.00mm x 5.50mm x 88.70mm |
| 14-6069 | 14711-371-000 | 38.00mm x 6.50mm x 102.30mm |
| 14-6070 | 14721-371-000 | 32.00mm x 6.50mm x 101.30mm |
| 14-6071 | 14711-438-000 | 26.00mm x 5.50mm x 90.00mm |
| 14-6072 | 14721-438-000 | 22.60mm x 5.50mm x 88.70mm |
| 14-6119 | 14711-HC0-000 | 25.50mm x 5.50mm x 93.50mm |
| 14-6131 | 14721-HC0-000 | 22.50mm x 5.50mm x 93.00mm |
| 14-6134 | 14711-HA5-013 | 31.00mm x 5.50mm x 93.07mm |
| 14-6135 | 14721-HA5-003 | 27.50mm x 5.50mm x 90.52mm |
| 14-6266 | 14111-HC4-003 | 32.00mm x 5.50mm x 91.30mm |
| 14-6267 | 14721-HA0-003 | 28.00mm x 5.50mm x 89.95mm |
| 14-6288 | 14711-HA0-003 | 32.00mm x 5.50mm x 91.30mm |

KAWASAKI

| | | |
|---------|------------|--|
| 14-1747 | 12005-1052 | 24.7mm x 5.5mm x 87.2mm |
| 14-1749 | 12004-1077 | 29mm x 5.5mm x 89mm |
| 14-4052 | 12004-1010 | 36.00mm x 7.00mm x 91.68mm <i>Uses Round Valve Keepers 14-4123</i> |
| 14-4053 | 12005-1009 | 30.00mm x 7.00mm x 90.19mm <i>Uses Round Keepers 14-4123</i> |
| 14-4074 | 12004-012 | 36.00mm x 7.00mm x 91.68mm <i>Uses Square Keepers Kaw 12011-002</i> |
| 14-4075 | 12005-005 | 31.00mm x 7.00mm x 99.00 <i>Uses Square Keepers Kaw 12011-002</i> |
| 14-4076 | 12004-1013 | 37.00mm x 7.00mm x 90.64mm |
| 14-4077 | 12005-1011 | 32.00mm x 7.00mm x 89.14mm |
| 14-4080 | 12004-1058 | 34.00mm x 7.00mm x 93.00mm |
| 14-4092 | 12004-1074 | 23.50mm x 5.00mm x 76.40mm |
| 14-4093 | 12005-1091 | 21.00mm x 5.00mm x 84.30mm |
| 14-6098 | 12004-1082 | 32.00mm x 5.50mm x 86.70mm |
| 14-6100 | 12005-1093 | 28.00mm x 5.50mm x 85.50mm |
| 14-6155 | 12004-1106 | 30.00mm x 5.50mm x 96.80mm |
| 14-6165 | 12005-1189 | 27.00mm x 5.50mm x 96.80mm |

SUZUKI

| | | |
|---------|-------------|----------------------------|
| 14-3597 | 12911-06B02 | 28.50mm x 5.00mm x 85.60mm |
| 14-3598 | 12912-06B00 | 25.00mm x 5.00mm x 84.90mm |
| 14-4072 | 12912-18A00 | 28.00mm x 5.50mm x 87.84mm |
| 14-6172 | 12911-19B00 | 33.00mm x 5.50mm x 88.57mm |

YAMAHA

| K&L | OEM Ref./P/N | (A) Head Dia. x (B) Stem Dia. x (C) Overall L. |
|---------|-----------------|--|
| 14-6145 | 1UY-12111-01-00 | 40.00mm x 7.00mm x 102.60mm |
| 14-6154 | 1UY-12121-01-00 | 34.00mm x 7.00mm x 100.50mm |
| 14-6256 | 22K-12111-00-03 | 23.00mm x 5.00mm x 65.30mm |
| 14-6264 | 22K-12121-00-03 | 20.00mm x 5.00mm x 64.70mm |
| 14-5180 | 36Y-12111-00-00 | 28.99mm x 5.50mm x 93.93mm |
| 14-5181 | 36Y-12121-00-00 | 24.24mm x 5.50mm x 93.93mm |
| 14-4060 | 5H0-12111-00-00 | 34.00mm x 6.00mm x 93.90mm |
| 14-4064 | 5H0-12121-00-00 | 28.50mm x 6.00mm x 92.60mm |

CAM CHAIN PARTS for HONDA ATC200

Available each. *Made in Japan.*

HONDA

| | | |
|---------|---------------|------------------------|
| 00-8101 | 14311-107-000 | Timing Sprocket 16T |
| 11-0596 | 14550-427-000 | Cam Chain Guide |
| 11-0597 | 14321-440-000 | Cam Sprocket 32T |
| 11-0595 | 14500-427-000 | Cam Chain Tensioner |
| 12-8100 | 14401-958-003 | EK Cam Chain 25H x 100 |

Applications ATV

| | |
|-------------------|-------|
| ATC185/S | 80-83 |
| ATC200/E/ES/M/S/X | 81-85 |
| TRX200 Fourtrax | 1985 |

Applications Dual Sport/Offroad

| | |
|--------|-------|
| XL185S | 80-83 |
| XR185 | 1979 |
| XL200R | 81-83 |
| XR200R | 81-83 |



KAWASAKI TACH SEAL KIT

Made in Japan. 4 pc. Tach Seal Kit contains the following parts:

| | |
|------------|---------------|
| 92055-1149 | O-ring, Tach |
| 92050-075 | Tach Oil Seal |
| 92065-103 | Tach Gasket |
| 92087-010 | Tach Guide |

15-2435



| | |
|---------------------------|---------------------------|
| 15-2435 | Kawasaki Tach Seal Kit |
| 15-2444 | 92050-075 Seal only pk/10 |
| KZ550A/C | 80-81 |
| KZ650B/C/D/E/F/H | 77-81 |
| KZ750E1/E2 | 80-81 |
| KZ750H1/H2 LTD | 80-81 |
| KZ900A/B /Ltd | 76-77 |
| KZ1000, All 1015cc motors | 77-78 |
| KZ1300A/B | 79-82 |

15-2444



CAM CHAIN TENSIONER PUSH ROD KIT *Made in Japan*

12-8909 Cam Chain Tensioner Pushrod Kit Seven piece kit contains the following parts:

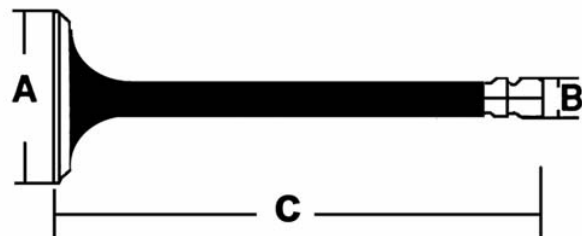
| | |
|------------|-------------|
| 220C0508 | Screw |
| 670B2021 | O-Ring 21mm |
| 92081-1984 | Spring |
| 13116-1138 | Push Rod |
| 92027-1240 | Collar |
| 14020-1054 | Bearing |
| 92144-1274 | Spring |

12-8909



Applications:

| | |
|-----------------------------------|-------|
| EL250E1/E2/E3 250HS Eliminator | 91-93 |
| EX250F2/F3/F4 & F6-F19 Ninja 250R | 88-05 |



Toll Free: 800-727-6767

www.klsupply.com

ENGINE VALVE STEM SEALS, KEEPERS & PISTON RINGS

VALVE STEM SEALS

Valve Stem Seals are sold pk/10.

Made in Japan. **NOTE: See Applications on pages 140-145.**

HONDA

| | |
|---------|---------------|
| 14-1820 | 12209-KT7-013 |
| 14-1821 | 12208-ML0-721 |
| | 12209-ML0-722 |
| 14-6251 | 12209-428-003 |
| | 12209-KL4-003 |
| | 12209-422-005 |
| | 12208-MC0-003 |
| 14-6382 | 14730-028-013 |
| 14-6383 | 12209-333-005 |
| 14-7584 | 12209-300-003 |



KAWASAKI

| | |
|---------|------------|
| 14-3607 | 92049-1218 |
| 14-6060 | 92049-1153 |
| 14-6388 | 92049-016 |
| 14-1825 | 92049-1308 |
| 14-6068 | 92049-1349 |

SUZUKI

| | |
|---------|-------------|
| 14-1824 | 09289-04002 |
| 14-3606 | 09289-05011 |
| | 09289-05010 |
| 14-6386 | 09289-07002 |
| 14-6387 | 09289-05015 |
| | 09289-05003 |

YAMAHA

| | |
|---------|-----------------|
| 14-1818 | 5Y1-12119-00-00 |
| | 30X-12119-00-00 |
| 14-5442 | 33M-12119-00-00 |
| 14-5443 | 1WG-12119-00-00 |
| 14-6057 | 1J7-12119-01-00 |
| 14-6059 | 5H0-12119-00-00 |
| 14-6390 | 1HX-12119-00-00 |
| 14-5447 | 4SV-12119-00-00 |

VALVE KEEPERS

Valve Keepers are sold pk/25.

Made in Japan.

NOTE: See Applications on pages 140-145.

HONDA

| | |
|---------|---------------|
| 14-1750 | 14781-107-003 |
|---------|---------------|

KAWASAKI

| | |
|---------|-----------|
| 14-4123 | 12011-004 |
|---------|-----------|

SUZUKI

| | |
|---------|-------------|
| 14-3604 | 12392-27A00 |
|---------|-------------|

YAMAHA

| | |
|---------|-----------------|
| 14-1765 | 4X7-12118-00-00 |
|---------|-----------------|



PISTON RINGS for STREET

Made in Japan by TP (Teikou) & NPR to OEM specifications. Each set contains rings for one piston. Std sizes only.

HONDA

| | | |
|--|---------------|-------|
| 11-5005 | 13011-300-024 | STD |
| CB750 (SOHC K Models, Not "F" Supersport) | | 71-76 |
| 11-5010 | 13011-425-004 | STD |
| CB750 (DOHC) | | 79-82 |

| | | |
|----------|---------------|-------|
| 11-2877 | 13011-438-004 | STD |
| CB900C/F | | 80-82 |
| CBX | | 79-82 |

KAWASAKI

| | | |
|-----------------------|------------|-------|
| 11-2982 | 13008-5012 | STD |
| KZ250D1 /D2 LTD & CSR | | 80-81 |
| KZ250G1 | | 1982 |
| KZ250L1 CSR | | 1982 |

| | | |
|----------------|------------|-------|
| 11-2980 | 13008-5005 | STD |
| Z1 / A / B-900 | | 73-75 |
| KZ900A4 / A5 | | 76-77 |
| KZ900B1 LTD | | 1976 |

| | | |
|------------------------|------------|-------|
| 11-2982 | 13008-5012 | STD |
| KZ1000A1 / A2 | | 77-78 |
| KZ1000A3 / A4 MKII | | 79-80 |
| KZ1000B1 ~B4 LTD | | 77-80 |
| KZ1000C1 ~C4 Police | | 78-81 |
| KZ1000D1 Z1R | | 1978 |
| KZ1000D3 Z1R | | 1980 |
| KZ1000E1 / E2 Shaft ST | | 79-80 |
| KZ1000G1 LTD Classic | | 1980 |

| | | |
|--------------------|------------|-------|
| 11-2972 | 13008-5035 | STD |
| KZ1000J1 / J2 / J3 | | 81-83 |
| KZ1000K1 / K2 LTD | | 81-82 |
| KZ1000M1 / M2 CSR | | 81-82 |
| KZ1000P1 Police | | 1982 |
| KZ1000R1 Replica | | 1982 |

| | | |
|--------------------------|------------|-------|
| 11-2984 | 13008-5037 | STD |
| KZ1100A1 / A2 / A3 Shaft | | 81-83 |
| KZ1100B1 / B2 GPz | | 81-82 |
| KZ1100D1 / D2 Spectre | | 82-83 |

SHOP EQUIP & TOOLS

HARD PARTS

CARB & FUEL

IGNITION/ELECTRICAL

CONTROL

SUSPENSION

ACCESSORIES


Toll Free: 800-727-6767

Fax: 408-727-4842

www.klsupply.com

PISTON KITS

SHOP EQUIP & TOOLS



PRO-X PISTON KITS

Piston Kits are OEM equivalent and include piston, rings, piston pin and circlips. Standard A, B, C, D sizes available as indicated to renew factory piston to cylinder clearances. **Made in Japan.**

HONDA Offroad

| | | | | |
|--------|-------|-------|---------|----------------|
| CR80R | 86-01 | Std B | 46.95mm | 11-7098 |
| | | Std C | 46.96mm | 11-7101 |
| CR125R | 92-03 | Std A | 53.94mm | 11-7000 |
| | | Std B | 53.95mm | 11-7001 |
| CR250R | 97-01 | Std A | 66.34mm | 11-7060 |

KAWASAKI Offroad

| | | | | |
|--------------|-------|-------|---------|----------------|
| KX60A/B | 83-03 | Std A | 42.96mm | — |
| | | Std B | 42.97mm | 11-7081 |
| KX250J/K/L/M | 92-04 | Std B | 66.35mm | 11-7043 |
| | | Std D | 66.37mm | 11-7045 |

SUZUKI Offroad

| | | | | |
|--------|------|-------|---------|----------------|
| RM60K3 | 2003 | Std A | 42.96mm | — |
| | | Std B | 42.97mm | 11-7081 |
| RM250W | 1998 | Std A | 66.34mm | 11-7060 |

HARD PARTS

CARB & FUEL

IGNITION/ELECTRICAL

CONTROL

SUSPENSION

ACCESSORIES

44T HANDPIECE WITH COLLETS

Tapered-grip handpiece with a collet-type chuck that adapts to accessories up to 1/4". Pre-lubricated ball bearings require no maintenance. Handpiece measures 1" diameter x 5-5/8" long.

35-8606 44T Handpiece with Collets. Includes a pin, wrench and three collets. (3/32", 1/8", 1/4") Works on Foredom TX motors only. (does not fit Foredom R motors)



37-8569



37-8589

FLEX-SHAFT MOTOR ONLY

Made in U.S.A. by Foredom, this 1/3 H.P. permanent magnetic electric motor operates at full torque at any speed. RPM range is 0 - 15,000.

37-8569 TX Flex-Shaft Motor only. Works with Foredom TXR foot pedal speed control.

Optional Accessories

37-8589 Foredom TXR foot pedal speed control. Allows user to vary speed from low to high. Fits **37-8569** only

37-8615 Inner replacement cable for **37-8569**

37-8616 Flexible outer cable sheath for **37-8569**

YAMAHA ATV

| Application | Year | Size | mm | Piston Kit A, B, C, D sizes |
|-------------------|-------|------|---------|-----------------------------|
| YFS200U~R Blaster | 88-03 | Std | 66.00mm | 11-4589 |
| | | .020 | 66.50mm | 11-4592 |
| | | .030 | 66.75mm | 11-4593 |
| YFM350 Big Bear | 87-99 | Std | 83.00mm | — |
| YFM350 Warrior | 87-00 | .010 | 83.25mm | 11-4595 |
| YFZ350T~R Banshee | 87-03 | Std | 64.00mm | — |
| | | .010 | 64.25mm | 11-7464 |
| | | .020 | 64.50mm | 11-7465 |
| | | .030 | 64.75mm | 11-7466 |
| | | .040 | 65.00mm | 11-7467 |

Note: All of the YFM350 applications listed above use same Piston Kits.

YAMAHA Offroad

| | | | | |
|-------------------|-------|-------|---------|----------------|
| YZ80E1~N1 | 93-01 | Std A | 46.94mm | — |
| | | Std B | 46.95mm | — |
| YZ250L1/M1/N1/P/R | 99-04 | Std B | 66.36mm | 11-7192 |

Tool up for Profit!



MOTION PRO PISTON PIN REMOVAL TOOL

This high quality shop tool removes 12mm-25mm pins from 40mm-100mm pistons.

35-5961 Motion Pro Piston Pin Removal Tool



PISTON BASE HOLDERS

Sold each.

35-9810 3/16" thick x 5-1/4" length

35-9811 1/2" thick x 6-3/4" length



QUICK RELEASE RING COMPRESSOR

Quick release makes it easy to remove from piston. Range is from 2-1/8" ~ 5" (54mm ~ 127mm).

Sold each.

35-8723 Quick Release Ring Compressor

PISTON PIN CIRCLIPS

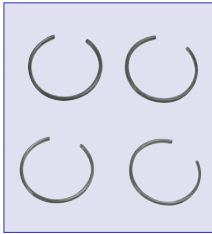
Made in Japan. Piston Pin circlips sold pk/2.

HONDA

| | |
|---------|-------------|
| 11-5883 | 94601-14000 |
| CR80R | 86-00 |

YAMAHA

| | |
|---------|-------------|
| 11-5881 | 93450-17129 |
| YZ125 | 94-97 |



PISTON PIN (SMALL END) BEARINGS

Made in Japan. Sold each.


| HONDA | OEM P/N | I.D. x O.D. x Length | Application | Year |
|---------|---------------|----------------------|-------------|-------|
| 11-2859 | 91102-GC4-601 | 14 x 18 x 15.9mm | CR80R | 81-99 |

YAMAHA

| | | | | |
|---------|----------------|------------------|-------|-------|
| 11-5855 | 93310-21403-00 | 14 x 18 x 16.5mm | YZ80 | 93-97 |
| 11-0312 | 93310-216L2-00 | 16 x 20 x 19.5mm | YZ125 | 74-96 |

SEADOO

| | | | | |
|---------|-------------|----------------|------------|--|
| 11-2521 | 290-832-320 | 18 x 22 x 23mm | Watercraft | |
|---------|-------------|----------------|------------|--|



PISTON PINS

Made in Japan. Sold each.

HONDA

| P/N | OEM P/N | O.D. x Length | Application | Year |
|---------|---------------|---------------|-------------|-------|
| 11-5856 | 13111-GC4-600 | 14 x 39mm | CR80R | 86-98 |

YAMAHA

| | | | | |
|---------|-----------------|--------------|-------|-------|
| 11-5889 | 4PE-11633-00-00 | 16 x 44.55mm | YZ125 | 94-98 |
|---------|-----------------|--------------|-------|-------|

12 PIECE SWISS NEEDLE FILE SET

Features round, knurled handles. 6-1/4" long. Great for cleaning 2-stroke ports, 4-stroke cylinder heads and more. Comes in plastic storage pouch.

35-7748 12 Piece Swiss Needle File Set



PORTING FILE SET

Three curved files designed for working on cylinder heads and cylinders.

35-3906 Porting File set



11-5884



11-5891

PISTONS (STD)

Made in Japan. Pistons sold each.

| HONDA | OEM P/N | Application | Year |
|---------|-------------------|-------------|-------|
| 11-5884 | 13310-GC4-610 (B) | CR80R | 86-00 |
| 11-7107 | 13310-GC4-610 (C) | CR80R | 86-00 |

YAMAHA

| | | | |
|---------|---------------------|-------|-------|
| 11-5891 | 4JY-11631-02-A0 (A) | YZ125 | 94-97 |
| 11-7104 | 4JY-11631-02-B0 (B) | YZ125 | 94-97 |



PISTON RINGS (STD) for OFFROAD

Made in Japan. Sold each and sets.

| HONDA | OEM P/N | Application | Year |
|---------|---------------|-------------|-------|
| 11-2986 | 13121-GC4-673 | CR80R | 86-01 |
| 11-2996 | 13011-KZ3-306 | CR250R | 86-03 |

SUZUKI

| | | | |
|---------|-------------|-------|-------|
| 11-2996 | 12141-37E01 | RM250 | 96-97 |
|---------|-------------|-------|-------|

YAMAHA

| | | | |
|---------|-----------------|-------|-------|
| 11-5890 | 4JY-11611-00-00 | YZ125 | 94-01 |
|---------|-----------------|-------|-------|



ENGINE PORTING KIT

35 piece kit contains popular sizes of flap wheels, cartridge rolls, and spiral rolls. Grinding stone and roll mandrels are also included. Sold as a kit.

35-9127 Engine Porting Kit

Toll Free: 800-727-6767

Fax: 408-727-4842

www.klsupply.com

SHOP EQUIP & TOOLS

HARD PARTS

CARB & FUEL

IGNITION/ELECTRICAL

CONTROL

SUSPENSION

ACCESSORIES

CAM CHAINS

SHOP EQUIP & TOOLS

HARD PARTS

CARB & FUEL

IGNITION/ELECTRICAL

CONTROL

SUSPENSION

ACCESSORIES



High quality Cam Chains that are **Made in Japan** for K&L Supply. Cam Chains listed are sold each and do not include Master Link. Master Links are sold **EACH** and in **pk/10**. **Important Note:** All Cam Chains listed are endless. Master Links listed **fit K&L CAM CHAINS ONLY**.

| Cam Chain Description | Cam Chain | Master Link-EA | Master Link-PK10 |
|--------------------------|-----------|----------------|------------------|
| 25H x 86 | 12-8086 | 12-1200 | 12-0199 |
| 25H x 88 | 12-8088 | 12-1200 | 12-0199 |
| 25SH(DHA) x 90 | 12-0445 | — | — |
| 25H x 98 | 12-8110 | 12-1200 | 12-0199 |
| 25H x 100 | 12-8100 | 12-1200 | 12-0199 |
| 25H x 104 | 78-8770 | 12-1200 | 12-0199 |
| BF05M x 90 | 12-0368 | 12-0361 | 12-0351 |
| BF05M x 106 | 12-0431 | 12-0361 | 12-0351 |
| BF05M x 118 | 12-7249 | — | — |
| BF05MA x 106 | 12-0402 | — | — |
| BF05M x 122 | 12-0419 | 12-0361 | 12-0351 |
| BF05T x 90 | 12-0363 | 12-0360 | 12-0350 |
| BF05T x 118 | 12-4977 | 12-0360 | 12-0350 |
| 219H x 88 | 12-8089 | 12-1217 | 12-8073 |
| 219H x 94 | 12-8094 | 12-1217 | 12-8073 |
| 219H x 106 | 12-8095 | 12-1217 | 12-8073 |
| 219H x 120 | 12-8097 | 12-1217 | 12-8073 |
| 219H x 122 | 12-8098 | 12-1217 | 12-8073 |
| 219H x 124 | 12-8099 | 12-1217 | 12-8073 |
| 219H x 128 | 12-8103 | 12-1217 | 12-8073 |
| 219FTSS x 114 | 12-0200 | — | — |
| 75RH2025 x 78 | 12-8139 | — | — |
| 81RH2515 x 114 | 12-7228 | — | — |
| 81RH2515 x 118 | 12-7215 | — | — |
| 82RH2010 x 102 | 12-0427 | 12-0367 | 12-0352 |
| 82RH2010 x 108 | 12-0423 | 12-0367 | 12-0352 |
| 82RH2010 x 110 | 12-0406 | 12-0367 | 12-0352 |
| 82RH2010 x 112 | 12-0495 | 12-0367 | 12-0352 |
| 82RH2010 x 118 | 12-0399 | 12-0367 | 12-0352 |
| 82RH2010 x 124 | 12-7186 | 12-0367 | 12-0352 |
| 82RH2010 x 128 | 12-7190 | 12-0367 | 12-0352 |
| 82RH2010 x 136 | 12-0378 | 12-0367 | 12-0352 |
| 82RH2010 x 142 | 12-7240 | 12-0367 | 12-0352 |
| 82RH2010 x 144 | 12-7233 | 12-0367 | 12-0352 |
| 82RH2010 x 158 | 12-0412 | 12-0367 | 12-0352 |
| 82RH2015 x 82 cam to cam | 12-0428 | 12-0409 | 12-0353 |
| 82RH2015 x 98 | 12-0405 | 12-0409 | 12-0353 |
| 82RH2015 x 100 | 12-0391 | 12-0409 | 12-0353 |
| 82RH2015 x 102 | 12-0390 | 12-0409 | 12-0353 |
| 82RH2015 x 104 | 12-0394 | 12-0409 | 12-0353 |
| 82RH2015 x 108 | 12-0395 | 12-0409 | 12-0353 |
| 82RH2015 x 110 | 12-8116 | 12-0409 | 12-0353 |
| 82RH2015 x 112 | 12-0401 | 12-0409 | 12-0353 |
| 82RH2015 x 114 | 12-0379 | 12-0409 | 12-0353 |
| 82RH2015 x 118 | 12-0400 | 12-0409 | 12-0353 |
| 82RH2015 x 120 | 12-8132 | 12-0409 | 12-0353 |
| 82RH2015 x 124 | 12-8136 | 12-0409 | 12-0353 |
| 82RH2015 x 126 | 12-8137 | 12-0409 | 12-0353 |
| 82RH2015 x 128 | 12-8141 | 12-0409 | 12-0353 |

| Cam Chain Description | Cam Chain | Master Link-EA | Master Link-PK10 |
|-----------------------|-----------|----------------|------------------|
| 82RH2015 x 130 | 12-7239 | — | — |
| 82RH2015 x 132 | 12-0425 | 12-0409 | 12-0353 |
| 82RH2015 x 136 | 12-0369 | 12-0409 | 12-0353 |
| 82RH2015 x 144 | 12-0437 | 12-0409 | 12-0353 |
| 82RH2015 x 146 | 12-0426 | 12-0409 | 12-0353 |
| 82RH2015 x 148 | 12-8138 | 12-0409 | 12-0353 |
| 82RH2015 x 150 | 12-0408 | 12-0409 | 12-0353 |
| 82RH2015 x 152 | 12-0370 | 12-0409 | 12-0353 |
| 82RH2015 x 154 | 12-8142 | 12-0409 | 12-0353 |
| 82RH2015 x 156 | 12-0407 | 12-0409 | 12-0353 |
| 82RH2015 x 174 | 12-0417 | 12-0409 | 12-0353 |
| 91RH2010 x 128 | 12-7210 | — | — |
| 92RH2010 x 92 | 12-7238 | — | — |
| 92RH2010 x 114 | 12-7170 | — | — |
| 92RH2010 x 118 | 12-7193 | — | — |
| 92RH2010 x 122 | 12-7194 | — | — |
| 92RH2010 x 124 | 12-7214 | — | — |
| 92RH2010 x 144 | 12-7230 | — | — |
| 92RH2015 x 92 | 12-0418 | — | — |
| 92RH2015 x 98 | 12-7247 | — | — |
| 92RH2015 x 104 | 12-7165 | — | — |
| 92RH2015 x 112 | 12-7169 | — | — |
| 92RH2015 x 116 | 12-0429 | — | — |
| 92RH2015 x 120 | 12-7237 | — | — |
| 92RH2015 x 122 | 12-0424 | — | — |
| 92RH2015 x 124 | 12-7195 | — | — |
| 92RH2015 x 126 | 12-7196 | — | — |
| 92RH2015 x 130 | 12-7199 | — | — |
| 92RH2015 x 132 | 12-7229 | — | — |
| 92RH2015 x 134 | 12-7222 | — | — |
| 92RH2015 x 136 | 12-7250 | — | — |
| 92RH2015 x 140 | 12-7200 | — | — |
| 92RH2015 x 148 | 12-7207 | — | — |
| 92RH2020 x 152 | 12-7198 | — | — |
| 92RH2015 x 174 | 12-7212 | — | — |
| 98XRH2010 x 118 | 12-7180 | — | — |
| 98XRH2010 x 116 | 12-7211 | — | — |
| 98XRH2010 x 124 | 12-7178 | — | — |
| 98XRH2015 x 124 | 12-7227 | — | — |
| 98XRH2020 x 122 | 12-7251 | — | — |

Toll Free: 800-727-6767

www.klsupply.com

| HONDA Street Application | Year | Cam Chain | Master Link-EA | Master Link-PK10 |
|-----------------------------|-------|-----------|----------------|------------------|
| XL75 Dual Sport | 77-79 | 12-8086 | 12-1200 | 12-0199 |
| XL80S Dual Sport | 80-85 | 12-8088 | 12-1200 | 12-0199 |
| CL/CT/S/SL/ST90 90cc motors | 64-75 | 12-8086 | 12-1200 | 12-0199 |
| CB/CL/XL/SL100 | 70-75 | 12-8100 | 12-1200 | 12-0199 |
| XL100 | 76-78 | 12-8110 | 12-1200 | 12-0199 |
| XL100S | 79-85 | 12-0445 | — | — |
| CB/CL125 | 73-75 | 12-8100 | 12-1200 | 12-0199 |
| CB125S | 76-85 | 12-8110 | 12-1200 | 12-0199 |
| CT125 Trail 125 | 1977 | 12-8110 | 12-1200 | 12-0199 |
| SL125/K1/K2 | 71-73 | 12-8100 | 12-1200 | 12-0199 |
| TL125/K1/K2/S | 73-76 | 12-8100 | 12-1200 | 12-0199 |
| XL125 | 74-85 | 12-8100 | 12-1200 | 12-0199 |
| XL175 | 73-78 | 12-8089 | 12-1217 | 12-8073 |
| XL185S | 79-85 | 12-8100 | 12-1200 | 12-0199 |
| TLR/TR200 | 86-87 | 12-8100 | 12-1200 | 12-0199 |
| XL200R | 83-84 | 12-8100 | 12-1200 | 12-0199 |
| CA72 Dream Touring | 60-66 | 12-8094 | 12-1217 | 12-8073 |
| CB/CL72 250 | 61-66 | 12-8094 | 12-1217 | 12-8073 |
| CB250 Nighthawk | 91-02 | 12-0405 | 12-0409 | 12-0353 |

CAM CHAINS

SHOP EQUIP & TOOLS

HARD PARTS

CARB & FUEL

IGNITION/ELECTRICAL

CONTROL

SUSPENSION

ACCESSORIES

| HONDA Dual Sport/Offroad Application | | | | |
|---|-------|-----------|----------------|-------------------|
| Application | Year | Cam Chain | Master Link-EA | Master Link-PK/10 |
| XL75 | 77-79 | 12-8086 | 12-1200 | 12-0199 |
| XR75/K1/K2 & XR75 | 73-78 | 12-8086 | 12-1200 | 12-0199 |
| XL80S | 80-85 | 12-8088 | 12-1200 | 12-0199 |
| XR80 | 79-84 | 12-8088 | 12-1200 | 12-0199 |
| XR80R | 85-03 | 12-8088 | 12-1200 | 12-0199 |
| CT90 Trail 90 | 66-79 | 12-8086 | 12-1200 | 12-0199 |
| SL90 Moto Sport | 1969 | 12-8086 | 12-1200 | 12-0199 |
| ST90K/K1/K2 Trail Sport 90 | 73-75 | 12-8086 | 12-1200 | 12-0199 |
| CRF100F | 04-05 | 12-0445 | — | — |
| SL100K/K1/K2/K3 Moto Sport | 70-73 | 12-8100 | 12-1200 | 12-0199 |
| XL100 | 74-78 | 12-8100 | 12-1200 | 12-0199 |
| XL100S | 79-85 | 12-0445 | — | — |
| XR100/100R | 81-03 | 12-0445 | — | — |
| CT125 Trail 125 | 1977 | 12-8110 | 12-1200 | 12-0199 |
| SL125/K1/K2 Moto Sport | 71-73 | 12-8100 | 12-1200 | 12-0199 |
| TL125/K1/K2/S Trials | 73-76 | 12-8100 | 12-1200 | 12-0199 |
| XL125/K1 | 74-75 | 12-8100 | 12-1200 | 12-0199 |
| XL125 & XL125S | 76-85 | 12-8110 | 12-1200 | 12-0199 |
| XL175 | 73-78 | 12-8089 | 12-1217 | 12-8073 |
| XL185S | 79-85 | 12-8100 | 12-1200 | 12-0199 |
| XR185 | 1979 | 12-8100 | 12-1200 | 12-0199 |
| TLR/TR200 | 86-87 | 12-8100 | 12-1200 | 12-0199 |
| XL200R | 83-84 | 12-8100 | 12-1200 | 12-0199 |
| XR200 | 80-84 | 12-8100 | 12-1200 | 12-0199 |
| XR200R | 81-83 | 12-8100 | 12-1200 | 12-0199 |
| XR200R | 84-85 | 12-0391 | 12-0409 | 12-0353 |
| XR200R | 86-03 | 12-8100 | 12-1200 | 12-0199 |
| CRF250 | 04-07 | 12-7165 | — | — |
| TL250 | 75-76 | 12-8094 | 12-1217 | 12-8073 |
| XL250K/K1/K2 Moto Sport | 72-76 | 12-8094 | 12-1217 | 12-8073 |
| XL250S | 78-81 | 12-0394 | 12-0409 | 12-0353 |
| XL250R | 82-83 | 12-0394 | 12-0409 | 12-0353 |
| XL250R | 84-87 | 12-0390 | 12-0409 | 12-0353 |
| XR250L | 91-96 | 12-0390 | 12-0409 | 12-0353 |
| XR250 | 79-80 | 12-0394 | 12-0409 | 12-0353 |
| XR250R | 81-82 | 12-0394 | 12-0409 | 12-0353 |
| XR250R | 84-95 | 12-0390 | 12-0409 | 12-0353 |
| XR250R | 96-04 | 12-0427 | 12-0367 | 12-0352 |
| SL350/K1/K2 Moto Sport | 69-73 | 12-8094 | 12-1217 | 12-8073 |
| XL350R | 84-85 | 12-0395 | 12-0409 | 12-0353 |
| XR350R | 83-85 | 12-0395 | 12-0409 | 12-0353 |
| XR400R | 96-04 | 12-0495 | 12-0367 | 12-0352 |
| CRF450 | 02-07 | 12-7169 | — | — |
| XL500S & XL500R | 79-82 | 12-8132 | 12-0409 | 12-0353 |
| XR500 | 79-80 | 12-8132 | 12-0409 | 12-0353 |
| XR500R | 81-82 | 12-8132 | 12-0409 | 12-0353 |
| XR500R | 83-84 | 12-0400 | 12-0409 | 12-0353 |
| XL600R | 83-87 | 12-0400 | 12-0409 | 12-0353 |
| XL600V Transalp | 89-90 | 12-0399 | 12-0367 | 12-0352 |
| XR600R | 85-87 | 12-0400 | 12-0409 | 12-0353 |
| XR600R | 89-00 | 12-0399 | 12-0367 | 12-0352 |
| NX650 | 88-89 | 12-0399 | 12-0367 | 12-0352 |
| XR650L | 93-04 | 12-0399 | 12-0367 | 12-0352 |
| XR650R | 00-05 | 12-7194 | — | — |

| KAWASAKI Street | | | | |
|--------------------------|-------|-----------|----------------|-------------------|
| Application | Year | Cam Chain | Master Link-EA | Master Link-PK/10 |
| KZ200A1/A2 | 78-79 | 12-0363 | 12-0360 | 12-0350 |
| EX250 Ninja | 88-05 | 12-7186 | — | — |
| KL250A1/A2/A3/A4/A5 Dual | 78-82 | 12-0363 | 12-0360 | 12-0350 |
| KL250C1/C2 Dual Sport | 83-84 | 12-0363 | 12-0360 | 12-0350 |
| KL250D2~D21 KLR250 | 85-04 | 12-0412 | 12-0367 | 12-0352 |
| KZ250D1/D2 LTD & CSR | 80-81 | 12-0363 | 12-0360 | 12-0350 |
| KZ250G1 | 1982 | 12-0363 | 12-0360 | 12-0350 |
| KZ250L1 CSR | 1982 | 12-0363 | 12-0360 | 12-0350 |
| KZ250W1 LTD | 1983 | 12-0363 | 12-0360 | 12-0350 |
| KZ440 Twins, All | 80-83 | 12-0379 | 12-0409 | 12-0353 |
| EN450A1~A6 LTD 454 | 85-90 | 12-8138 | 12-0409 | 12-0353 |

| KAWASAKI Street | | | | |
|-----------------------------|-------|-----------|----------------|-------------------|
| Application | Year | Cam Chain | Master Link-EA | Master Link-PK/10 |
| EN500A1~A8 Vulcan | 90-97 | 12-8138 | 12-0409 | 12-0353 |
| EN500C1~C10 Vulcan 500 LTD | 96-05 | 12-8138 | 12-0409 | 12-0353 |
| EX500 Ninja 500R | 87-06 | 12-8138 | 12-0409 | 12-0353 |
| ZL600A1/A2 Eliminator | 86-87 | 12-0378 | 12-0367 | 12-0352 |
| ZL600B2/B3 Eliminator 600 | 96-97 | 12-0378 | 12-0367 | 12-0352 |
| ZX600A Ninja 600R | 85-87 | 12-0378 | 12-0367 | 12-0352 |
| ZX600C1~C10 Ninja 600R | 88-97 | 12-0378 | 12-0367 | 12-0352 |
| ZX600D1/D2/D3/D4 Ninja ZX-6 | 90-93 | 12-0425 | 12-0409 | 12-0353 |
| ZX600E1/E12 ZZR600 | 93-04 | 12-0425 | 12-0409 | 12-0353 |
| ZX600F/G/J Ninja ZX-6R | 95-06 | 12-0424 | — | — |
| ZX636A1 | 2002 | 12-0424 | — | — |
| ZX636B1/B2/C1 | 03-05 | 12-7211 | — | — |
| KZ650B/C/D/E/F | 77-80 | 12-4977 | 12-0360 | 12-0350 |
| KZ650H1/H2/H3 CSR | 81-83 | 12-0408 | 12-0409 | 12-0353 |
| KZ700A1 | 1984 | 12-0408 | 12-0409 | 12-0353 |
| ZN700A1/A2 LTD | 84-85 | 12-0408 | 12-0409 | 12-0353 |
| KZ750E1/E2/E3 | 80-82 | 12-0408 | 12-0409 | 12-0353 |
| KZ750F1 LTD | 1983 | 12-0408 | 12-0409 | 12-0353 |
| KZ750H1/H2/H3/H4 LTD | 80-83 | 12-0408 | 12-0409 | 12-0353 |
| KZ750L3 | 1983 | 12-0408 | 12-0409 | 12-0353 |
| KZ750N1/N2 Spectre | 82-83 | 12-0408 | 12-0409 | 12-0353 |
| KZ750R1 GPz | 1982 | 12-0408 | 12-0409 | 12-0353 |
| ZR750C1/C2/C3 Zephyr | 91-93 | 12-0408 | 12-0409 | 12-0353 |
| VN750 Vulcan | 86-05 | 12-0428 | 12-0409 | 12-0353 |
| ZR750F2 ZR-7 | 2000 | 12-0408 | 12-0409 | 12-0353 |
| ZR750H1/H2/H3 ZR-7S | 01-03 | 12-0408 | 12-0409 | 12-0353 |
| ZX750A1/A2/A3 GPz | 83-85 | 12-0408 | 12-0409 | 12-0353 |
| ZX750E1/E2 GPz Turbo | 84-85 | 12-0408 | 12-0409 | 12-0353 |
| ZX750J1/J2 Ninja ZX-7 | 91-92 | 12-0402 | — | — |
| ZX750K1/K2 Ninja ZX-7R | 91-92 | 12-0402 | — | — |
| ZX750L1/L2/L3 Ninja ZX-7 | 93-95 | 12-0402 | — | — |
| ZX750M1/M2 Ninja ZX-7R | 93-94 | 12-0402 | — | — |
| VN800A/B/C/E Vulcan | 95-05 | 12-7214 | — | — |
| Z1/Z1A/Z1B-900 | 73-75 | 12-8098 | 12-1217 | 12-8073 |
| KZ900A4/A5 | 76-77 | 12-8098 | 12-1217 | 12-8073 |
| KZ900B1 LTD | 1976 | 12-8098 | 12-1217 | 12-8073 |
| ZL900 Eliminator | 85-86 | 12-7215 | — | — |
| ZX900A Ninja | 84-86 | 12-7215 | — | — |
| ZX900C/E/F Ninja ZX-9R | 98-03 | 12-7233 | — | — |
| ZX900B Ninja ZX-9R | 94-97 | 12-7222 | — | — |
| KZ1000A1/A2/A2A | 77-78 | 12-8098 | — | — |
| KZ1000A3/A3A/A4 MKII | 79-80 | 12-8099 | 12-1217 | 12-8073 |
| KZ1000B LTD | 77-80 | 12-8098 | 12-1217 | 12-8073 |
| KZ1000C Police | 78-81 | 12-8098 | 12-1217 | 12-8073 |
| KZ1000D1/D3 Z1R | 78/80 | 12-8098 | 12-1217 | 12-8073 |
| KZ1000E1/E2 Shaft ST | 79-80 | 12-8099 | 12-1217 | 12-8073 |
| KZ1000G1 LTD Classic | 1980 | 12-8099 | 12-1217 | 12-8073 |
| KZ1000J/K (Ltd)/M (CSR) | 81-83 | 12-0370 | 12-0409 | 12-0353 |
| KZ1000P Police | 82-05 | 12-0370 | 12-0409 | 12-0353 |
| KZ1000R1/R2 Replica | 82-83 | 12-0370 | 12-0409 | 12-0353 |
| ZG1000 Concours | 86-05 | 12-7215 | — | — |
| ZR1000 Z1000 | 03-07 | 12-7233 | — | — |
| ZL1000 Eliminator | 1987 | 12-7215 | — | — |
| ZX1000A Ninja 1000R | 86-87 | 12-7215 | — | — |
| ZX1000B/C Ninja ZX-10R | 04-05 | 12-7227 | — | — |
| KZ1100A1/A2/A3 Shaft | 81-83 | 12-0370 | 12-0409 | 12-0353 |
| KZ1100B1/B2 GPz | 81-82 | 12-0370 | 12-0409 | 12-0353 |
| KZ1100D1/D2 Spectre | 82-83 | 12-0370 | 12-0409 | 12-0353 |
| KZ1100L1 LTD | 1983 | 12-0370 | 12-0409 | 12-0353 |
| ZN1100B1/B2 LTD | 84-85 | 12-0370 | 12-0409 | 12-0353 |
| ZX1100A1/A2 GPz | 83-84 | 12-0370 | 12-0409 | 12-0353 |
| ZX1100C/D ZX-11 | 90-01 | 12-7228 | — | — |
| ZX1100 GPz | 95-97 | 12-7228 | — | — |
| ZR1200A | 04-05 | 12-7228 | — | — |
| ZR1200C ZZR | 02-05 | 12-7228 | — | — |
| ZX1200A/B ZX-12R | 00-05 | 12-7229 | — | — |

CAM CHAINS

SHOP EQUIP & TOOLS

HARD PARTS

CARB & FUEL

IGNITION/ELECTRICAL

CONTROL

SUSPENSION

ACCESSORIES

| SUZUKI Street Application | | | | |
|----------------------------------|-----------|----------------|------------------|---------|
| Year | Cam Chain | Master Link-EA | Master Link-PK10 | |
| GS1100SD Katana | 1983 | 12-8097 | 12-1217 | 12-8073 |
| GSX1100GM/GN/GP Shaft | 91-93 | 12-0408 | 12-0409 | 12-0353 |
| GSX1100FJ/K/L/M/N/P Katana | 88-93 | 12-0419 | 12-0361 | 12-0351 |
| GSX-R1100G/H/J/K/L/M/N | 86-92 | 12-0419 | 12-0361 | 12-0351 |
| GS1150ES3/ESE/EF/ESF | 83-85 | 12-8097 | 12-1217 | 12-8073 |
| GS1150EF2/EG/ESG | 85-86 | 12-8097 | 12-1217 | 12-8073 |
| GSF1200S Bandit | 97-04 | 12-0408 | 12-0409 | 12-0353 |
| GSX1300R Hayabusa | 99-05 | 12-0369 | 12-0409 | 12-0353 |
| VS1400GLP | 96-04 | 12-7240 | — | — |
| VS1500 Intruder | 98-04 | 12-7240 | — | — |

| SUZUKI ATV | | | | |
|--------------------------|-----------|----------------|------------------|---------|
| Year | Cam Chain | Master Link-EA | Master Link-PK10 | |
| ALT/LT125D/E/F/G/H | 83-87 | 12-8110 | 12-1200 | 12-0199 |
| LT160EK/EL/EM/EN | 89-92 | 12-8110 | 12-1200 | 12-0199 |
| LT-F160M-K1 | 91-01 | 12-8110 | 12-1200 | 12-0199 |
| ALT185F/LT185E/F/G/H | 84-87 | 12-8110 | 12-1200 | 12-0199 |
| LT250EFF/EFG Quadrunner | 85-86 | 12-0401 | 12-0409 | 12-0353 |
| LT250SK/SL Quadrunner | 89-90 | 78-8770 | 12-1200 | 12-0199 |
| LT-F250J/K/L/M/N/P | 88-93 | 78-8770 | 12-1200 | 12-0199 |
| LT-F250R/S/T/V/W | 94-98 | 78-8770 | 12-1200 | 12-0199 |
| LT-F250FX/FY/FK1/FK2 | 99-02 | 78-8770 | 12-1200 | 12-0199 |
| LT-F250FK2/FK3 Ozark | 02-03 | 78-8770 | 12-1200 | 12-0199 |
| LT300EH/EJ/EK Quadrunner | 87-89 | 12-0400 | 12-0409 | 12-0353 |
| LT-F300FX-FK3 King Quad | 99-03 | 12-0423 | 12-0367 | 12-0352 |
| LT-4WDH/J/K/L/M | 87-91 | 78-8770 | 12-1200 | 12-0199 |
| LT-4WDN/P/R/S/T | 92-97 | 78-8770 | 12-1200 | 12-0199 |
| LT-F4WDV/WDW Quadrunner | 97-98 | 78-8770 | 12-1200 | 12-0199 |
| LT-F4WD King Quad | 91-98 | 12-0423 | 12-0367 | 12-0352 |
| LT-A400FK2/FK3 Eiger 4WD | 02-03 | 12-0423 | 12-0367 | 12-0352 |
| LT-A400K2/K3 Eiger | 02-03 | 12-0423 | 12-0367 | 12-0352 |
| LT-F400FK2/FK3 Eiger 4WD | 02-03 | 12-0423 | 12-0367 | 12-0352 |
| LT-F400K2/K3 Eiger | 02-03 | 12-0423 | 12-0367 | 12-0352 |


| SUZUKI Dual Sport/Offroad | | | | |
|----------------------------------|-----------|----------------|------------------|---------|
| Year | Cam Chain | Master Link-EA | Master Link-PK10 | |
| DR100D~L | 83-90 | 12-8110 | 12-1200 | 12-0199 |
| SP100D Dual Sport | 1983 | 12-8110 | 12-1200 | 12-0199 |
| DR125Z/D/E | 82-84 | 12-8110 | 12-1200 | 12-0199 |
| DR125G/H/J | 86-88 | 12-8110 | 12-1200 | 12-0199 |
| DR125SER/SES/SET Dual | 94-96 | 12-8110 | 12-1200 | 12-0199 |
| SP125Z/D Dual Sport | 82-83 | 12-8110 | 12-1200 | 12-0199 |
| SP125G/H/J Dual Sport | 86-88 | 12-8110 | 12-1200 | 12-0199 |
| DR250Z/D Offroad | 82-83 | 12-0401 | 12-0409 | 12-0353 |
| DR250F Offroad | 1985 | 12-0401 | 12-0409 | 12-0353 |
| DR250L/M/N/P Offroad | 90-93 | 12-0423 | 12-0367 | 12-0352 |
| DR250SL~SES Dual Sport | 90-95 | 12-0423 | 12-0367 | 12-0352 |
| DR-Z250 | 01-04 | 12-7210 | — | — |
| SP250Z/D Dual Sport | 82-83 | 12-0401 | 12-0409 | 12-0353 |
| SP250F Dual Sport | 1985 | 12-0401 | 12-0409 | 12-0353 |
| DR350L~X Offroad | 90-99 | 12-0423 | 12-0367 | 12-0352 |
| DR350SL~SEX Dual Sport | 90-99 | 12-0423 | 12-0367 | 12-0352 |
| DR-Z400 | 00-06 | 12-7190 | — | — |
| RM-Z450 | 05-06 | 12-7186 | — | — |
| DR500X/Z/D Offroad | 81-83 | 12-8136 | 12-0409 | 12-0353 |
| SP500X/Z/D Dual Sport | 81-83 | 12-8136 | 12-0409 | 12-0353 |
| SP600F Dual Sport | 1985 | 12-8136 | 12-0409 | 12-0353 |
| DR650SL~SES Dual Sport | 90-95 | 12-8136 | 12-0409 | 12-0353 |

| YAMAHA Street Application | | | | |
|----------------------------------|-----------|----------------|------------------|---------|
| Year | Cam Chain | Master Link-EA | Master Link-PK10 | |
| XT125J/K/KC Dual Sport | 82-83 | 78-8770 | 12-1200 | 12-0199 |
| SR185H/J | 81-82 | 78-8770 | 12-1200 | 12-0199 |
| TW200T/TC~M/MC Trailway | 87-00 | 78-8770 | 12-1200 | 12-0199 |
| XT200J/K/KC Dual Sport | 82-83 | 78-8770 | 12-1200 | 12-0199 |
| XT225 Serrow | 92-00 | 78-8770 | 12-1200 | 12-0199 |
| SR250G/H/J Exciter | 80-82 | 12-0368 | 12-0361 | 12-0351 |
| SR250TH Exciter II | 1981 | 12-0368 | 12-0361 | 12-0351 |
| SR250T/TC | 1987 | 12-0369 | 12-0409 | 12-0353 |
| XT250G/H/J/K Dual Sport | 80-83 | 12-0368 | 12-0361 | 12-0351 |
| XT250L/LC Dual Sport | 1984 | 12-0369 | 12-0409 | 12-0353 |
| XT350N/NC~M/MC Dual Sport | 85-00 | 12-0369 | 12-0409 | 12-0353 |
| XS400J/K Maxim | 82-83 | 12-8098 | 12-1217 | 12-8073 |
| XS400RJ/RK Seca | 82-83 | 12-8098 | 12-1217 | 12-8073 |
| SR500E/F/G/H | 78-81 | 12-0431 | 12-0361 | 12-0351 |
| XT500C/D/E/F/G/H Dual Sport | 76-81 | 12-0431 | 12-0361 | 12-0351 |
| XV500K Virago | 1983 | 12-0400 | 12-0409 | 12-0353 |
| XV535 Virago | 87-97 | 12-0400 | 12-0409 | 12-0353 |
| XT550J/K Dual Sport | 82-83 | 12-8137 | 12-0409 | 12-0353 |
| XJ550H/J/K Maxim | 81-83 | 12-0200 | — | — |
| XJ550RH/RJ/RK Seca | 81-83 | 12-0200 | — | — |
| FJ600L/LC/N/NC | 84-85 | 12-0200 | — | — |
| FZ600S/SC/T/TC/U/UC | 86-88 | 12-0200 | — | — |
| SRX600S/SC | 1986 | 12-8137 | 12-0409 | 12-0353 |
| XT600L/LC~EG/EGC Dual Sport | 84-95 | 12-8137 | 12-0409 | 12-0353 |
| YX600 Radian | 86-90 | 12-0200 | — | — |
| YZF-R6 | 99-05 | 12-7237 | — | — |
| XJ650G/H/J/K Maxim | 80-83 | 12-8097 | 12-1217 | 12-8073 |
| XJ650LH Midnight Maxim | 1983 | 12-8097 | 12-1217 | 12-8073 |
| XJ650LJ/LK Turbo Seca | 82-83 | 12-8097 | 12-1217 | 12-8073 |
| XJ650RJ Seca | 1982 | 12-8097 | 12-1217 | 12-8073 |
| TX650A | 1974 | 12-0431 | 12-0361 | 12-0351 |
| XS650B/C/D/E/F/2F | 75-79 | 12-0431 | 12-0361 | 12-0351 |
| XS650G/H Special II | 80-81 | 12-0431 | 12-0361 | 12-0351 |
| XS650SE/SF/SG/SH Special | 78-81 | 12-0431 | 12-0361 | 12-0351 |
| XS650S/SK Heritage Special | 82-83 | 12-0431 | 12-0361 | 12-0351 |
| XV650 V-Star, All | 98-05 | 12-0400 | 12-0409 | 12-0353 |
| XJ700N/NC/S/SC Maxim | 85-86 | 12-8097 | 12-1217 | 12-8073 |
| XV700L/LC/N/NC Virago | 84-85 | 12-0405 | 12-0409 | 12-0353 |
| XV700SS/SSC Virago | 1986 | 12-0405 | 12-0409 | 12-0353 |
| XV700CS/CSC/CT/CTC Virago | 86-87 | 12-0405 | 12-0409 | 12-0353 |
| XJ750J/K Maxim | 82-83 | 12-8097 | 12-1217 | 12-8073 |
| XJ750RH/RJ/RK Seca | 81-83 | 12-8097 | 12-1217 | 12-8073 |
| XS750D/2D/E/F | 77-79 | 12-8099 | 12-1217 | 12-8073 |
| XS750SE/SF Special | 78-79 | 12-8099 | 12-1217 | 12-8073 |
| XV750H/J/K Virago | 81-83 | 12-0405 | 12-0409 | 12-0353 |
| XV750MK Midnight Virago | 1983 | 12-0405 | 12-0409 | 12-0353 |
| XV750U/UC~G/GC Virago | 88-95 | 12-0405 | 12-0409 | 12-0353 |
| XV750H1/HC1/J1/JC1 Virago | 96-97 | 12-0405 | 12-0409 | 12-0353 |
| XS850G/H | 80-81 | 12-8099 | 12-1217 | 12-8073 |
| XS850LG/LH Midnight Special | 80-81 | 12-8099 | 12-1217 | 12-8073 |
| XS850SG/SH Special | 80-81 | 12-8099 | 12-1217 | 12-8073 |
| XV920J/K Virago | 82-83 | 12-0405 | 12-0409 | 12-0353 |
| XV920RH/RJ | 81-82 | 12-0405 | 12-0409 | 12-0353 |
| XV920MK Midnight Virago | 1983 | 12-0405 | 12-0409 | 12-0353 |
| XV1000L/LC/N/NC Virago | 84-85 | 12-0405 | 12-0409 | 12-0353 |
| FZS1000 FZ-1 Fazer | 01-05 | 12-7199 | — | — |
| YZF-R1 | 99-03 | 12-7199 | — | — |
| YZF-R1 | 04-05 | 12-7251 | — | — |
| FJ1100L/LC/N/NC | 84-85 | 12-0407 | 12-0409 | 12-0353 |
| XJ1100J Maxim | 1982 | 12-8103 | 12-1217 | 12-8073 |
| XS1100, All | 78-81 | 12-8103 | 12-1217 | 12-8073 |
| XV1100S Virago | 86-99 | 12-0405 | 12-0409 | 12-0353 |
| XVS1100 V-Star Series | 99-07 | 12-7247 | — | — |

TIMING CHAIN BREAKER AND RIVET TOOL

Will break engine timing chains including scooters and mini bikes. Also peens over rivet links.

35-7256 Timing chain breaker and rivet tool



Tool up for Profit!

CAM CHAINS & GOLDWING TIMING BELTS

| YAMAHA Street Application | | | | |
|----------------------------------|-------|-----------|----------------|------------------|
| Application | Year | Cam Chain | Master Link-EA | Master Link-PK10 |
| FJ1200, All | 86-87 | 12-0407 | 12-0409 | 12-0353 |
| VMX12 V-Max | 86-04 | 12-7249 | — | — |
| XVZ12 Venture/Venture Royal | 83-85 | 12-7249 | — | — |
| FJR1300 | 03-05 | 12-7250 | — | — |
| XVZ13 Venture & Venture Royale | 86-93 | 12-7249 | — | — |
| XVZ1300 Royal Star Series | 96-05 | 12-7249 | — | — |

| YAMAHA ATV | | | | |
|---------------------------|-------|-----------|----------------|------------------|
| Application | Year | Cam Chain | Master Link-EA | Master Link-PK10 |
| YFM200N Moto 4 | 1985 | 78-8770 | 12-1200 | 12-0199 |
| YFM200DXS-DXW Moto 4 | 86-89 | 78-8770 | 12-1200 | 12-0199 |
| YTM200EK/EL Tri-Moto | 83-84 | 78-8770 | 12-1200 | 12-0199 |
| YTM200ERN Tri-Moto | 1985 | 78-8770 | 12-1200 | 12-0199 |
| YTM200K/L/N Tri-Moto | 83-85 | 78-8770 | 12-1200 | 12-0199 |
| YFM225S/T/U Moto 4 | 86-88 | 78-8770 | 12-1200 | 12-0199 |
| YTM225DXK/DXL/DXN | 83-85 | 78-8770 | 12-1200 | 12-0199 |
| YTM225DRN/DRS Tri-Moto | 85-86 | 78-8770 | 12-1200 | 12-0199 |
| YFU1W-Pro Hauler | 1989 | 78-8770 | 12-1200 | 12-0199 |
| YFU1TW (230cc) Pro Hauler | 1989 | 78-8770 | 12-1200 | 12-0199 |
| YFB250D-H Timberwolf | 92-96 | 78-8770 | 12-1200 | 12-0199 |
| YFB250UH-UK Timberwolf | 96-98 | 78-8770 | 12-1200 | 12-0199 |
| YFB250FWF-FWM Timber. | 94-00 | 78-8770 | 12-1200 | 12-0199 |
| YFM250W/A/B Moto-4 | 89-91 | 78-8770 | 12-1200 | 12-0199 |
| YFM250XL/XLC | 1999 | 78-8770 | 12-1200 | 12-0199 |
| YFM250M/MC Beartracker | 2000 | 78-8770 | 12-1200 | 12-0199 |
| YFM350ERT-ERG Moto 4 | 87-95 | 12-0368 | 12-0361 | 12-0351 |
| YFM350FWT-FWJ Big Bear | 87-97 | 12-0368 | 12-0361 | 12-0351 |
| YFM350FWB Big Bear | 97-99 | 12-0368 | 12-0361 | 12-0351 |
| YFM350UH-UL Big Bear | 96-99 | 12-0368 | 12-0361 | 12-0351 |
| YFM350FX Wolverine | 95-01 | 12-0368 | 12-0361 | 12-0351 |
| YFM350XT-XP/XPC Warrior | 87-04 | 12-0368 | 12-0361 | 12-0351 |
| YFM350S Raptor | 04-05 | 12-0368 | 12-0361 | 12-0351 |
| YFP350U Terrapro | 1988 | 12-0368 | 12-0361 | 12-0351 |
| YFM600FW Grizzly | 98-00 | 12-8137 | 12-0409 | 12-0353 |
| YFM600HM/HMC | 2000 | 12-8137 | 12-0409 | 12-0353 |
| YFM660RP/RPB Raptor | 01-05 | 12-8137 | 12-0409 | 12-0353 |

| YAMAHA Dual Sport/Offroad | | | | |
|----------------------------------|-------|-----------|----------------|------------------|
| Application | Year | Cam Chain | Master Link-EA | Master Link-PK10 |
| XT125J/K/KC Dual Sport | 82-83 | 78-8770 | 12-1200 | 12-0199 |
| BW200N/S/ES/ET/EU | 85-88 | 78-8770 | 12-1200 | 12-0199 |
| TW200T/TC-R/RC Trailway | 87-03 | 78-8770 | 12-1200 | 12-0199 |
| XT200J/K/KC Dual Sport | 82-83 | 78-8770 | 12-1200 | 12-0199 |
| TT225S/T | 86-87 | 78-8770 | 12-1200 | 12-0199 |
| TT225L/LC/RM/RMC | 99-00 | 78-8770 | 12-1200 | 12-0199 |
| TT-R225N/NC/P/PC/R/RC | 01-03 | 78-8770 | 12-1200 | 12-0199 |
| XT225 Serrow | 92-03 | 78-8770 | 12-1200 | 12-0199 |
| TT250G/H/J Offroad | 80-82 | 12-0368 | 12-0361 | 12-0351 |
| TT250G/H/J Offroad | 80-82 | 12-0368 | 12-0361 | 12-0351 |
| WR250F Four-Stroke Offroad | 05-06 | 12-7170 | — | — |
| XT250L/LC Dual Sport | 1984 | 12-0369 | 12-0409 | 12-0353 |
| YZ250F Four-Stroke Offroad | 02-06 | 12-7170 | — | — |
| TT350S/T Offroad | 86-87 | 12-0369 | — | 12-0353 |
| XT350N/NC-M/MC Dual | 85-00 | 12-0369 | — | 12-0353 |
| WR450F Four-Stroke Offroad | 03-06 | 12-7180 | — | — |
| YZ450F Four-Stroke Offroad | 03-06 | 12-7180 | — | — |
| TT500C/D/E/F/G/H Offroad | 76-81 | 12-0431 | 12-0361 | 12-0351 |
| XT500C/D/E/F/G/H Dual | 76-81 | 12-0431 | 12-0361 | 12-0351 |
| XT550J/K Dual Sport | 82-83 | 12-8137 | 12-0409 | 12-0353 |
| TT600K/L/N/S Offroad | 83-86 | 12-8137 | 12-0409 | 12-0353 |
| XT600L/LC-EG/EGC Dual | 84-95 | 12-8137 | 12-0409 | 12-0353 |

Toll Free: 800-727-6767
Fax: 408-727-4842
www.klsupply.com

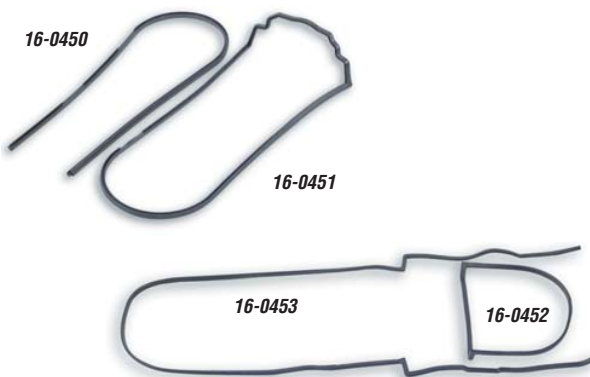


TIMING BELT FOR HONDA GOLDWING

Cam timing belt for GL1000/1100/1200/1500. Sold each.

HONDA

| | | |
|-----------------------------|-------------------------------|-------|
| 15-1459 | 14401-MN5-004 | |
| GL1500/A/I/SE | | 88-00 |
| GL1500 Valkyrie | | 97-02 |
| 15-0114 | 14400-MG9-004, 14400-MG9-000 | |
| GL1200/A/I/L/SEI | | 84-87 |
| 15-1449 | 14400-679-004, 14400-679-014X | |
| GL1000 Goldwing | | 75-79 |
| GL1000L Goldwing LTD | | 1976 |
| GL1100 Goldwing | | 80-83 |
| GL1100A Goldwing Aspencade | | 82-83 |
| GL1100I Goldwing Interstate | | 80-83 |



TIMING BELT COVER GASKET for HONDA

Front rubber timing belt cover gasket for Honda GL1000/1100/1500 Goldwing. Sold pk/2. **Made in Japan.**

HONDA

| | | |
|-----------------------------|---------------|-------------------|
| 16-0450 | 11831-371-010 | Right Side Gasket |
| 16-0451 | 11832-371-010 | Left Side Gasket |
| GL1000 Goldwing | | 75-79 |
| GL1000L Goldwing LTD | | 1976 |
| GL1100 Goldwing | | 80-83 |
| GL1100A Goldwing Aspencade | | 82-83 |
| GL1100I Goldwing Interstate | | 80-83 |
| 16-0452 | 11514-MN5-000 | Right Side Gasket |
| 16-0453 | 11524-MN5-000 | Left Side Gasket |
| GL1500 Goldwing | | 88-90 |
| GL1500A Goldwing Aspencade | | 91-00 |
| GL1500I Goldwing Interstate | | 91-96 |
| GL1500SE | | 90-00 |

SHOP EQUIP & TOOLS

HARD PARTS

CARB & FUEL

IGNITION/ELECTRICAL

CONTROL

SUSPENSION

ACCESSORIES

ATV/OFFROAD CONNECTING ROD KITS

SHOP EQUIP & TOOLS

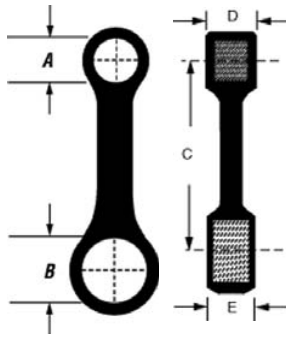
HARD PARTS



11-1405



11-8852



CONNECTING ROD KITS

High quality Japanese made precision kits. Most kits include connecting rod, lower end bearing, crank pin, thrust washers, piston pin bearing.
Made in Japan.

NOTE: Applications with an * after part number do not include thrust washers.

HONDA ATV

| Application | Year | K&L P/N | A | B | C | D | E |
|------------------------|-------|---------|----|----|-------|----|-------|
| ATC185 | 1980 | 00-6412 | 15 | 38 | 103.5 | 16 | 16 |
| ATC185S | 81-83 | 00-6412 | 15 | 38 | 103.5 | 16 | 16 |
| ATC200 | 81-83 | 00-6412 | 15 | 38 | 103.5 | 16 | 16 |
| ATC200E | 82-83 | 00-6412 | 15 | 38 | 103.5 | 16 | 16 |
| ATC200ES | 1984 | 00-6412 | 15 | 38 | 103.5 | 16 | 16 |
| ATC200M | 84-85 | 00-6412 | 15 | 38 | 103.5 | 16 | 16 |
| ATC200S | 84-86 | 00-6412 | 15 | 38 | 103.5 | 16 | 16 |
| ATC200X | 83-85 | 00-6412 | 15 | 38 | 103.5 | 16 | 16 |
| TRX200 | 1984 | 00-6412 | 15 | 38 | 103.5 | 16 | 16 |
| ATC250R | 85-86 | 11-1405 | 22 | 31 | 125.3 | 20 | 16.75 |
| TRX250R Four Trax 250R | 1986 | 11-1405 | 22 | 31 | 125.3 | 20 | 16.75 |
| TRX250X Four Trax | 87-88 | 11-1513 | 17 | 41 | 126.5 | 20 | 20 |
| TRX250X Four Trax | 91-92 | 11-1513 | 17 | 41 | 126.5 | 20 | 20 |
| TRX300 Four Trax | 88-00 | 11-1515 | 17 | 41 | 122.5 | 20 | 20 |
| TRX300EX Four Trax | 93-00 | 11-1515 | 17 | 41 | 122.5 | 20 | 20 |
| TRX300EX Sport Trax | 01-04 | 11-1515 | 17 | 41 | 122.5 | 20 | 20 |
| TRX300FW FourTrax300 | 1988 | 11-1515 | 17 | 41 | 122.5 | 20 | 20 |
| TRX300FW FourTrax300 | 90-00 | 11-1515 | 17 | 41 | 122.5 | 20 | 20 |

HONDA Dual Sport/Offroad

| | | | | | | | |
|----------|-------|----------|----|----|-------|-------|-------|
| CR80R | 86-02 | 11-1557 | 18 | 26 | 97 | 14 | 14 |
| CR80RB | 00-02 | 11-1557 | 18 | 26 | 97 | 14 | 14 |
| CR85R | 03-04 | 11-1557 | 18 | 26 | 97 | 14 | 14 |
| CR85RB | 03-04 | 11-1557 | 18 | 26 | 97 | 14 | 14 |
| CR125R | 81-84 | — | 18 | 28 | 100 | 18 | 15.8 |
| CR125R | 85-87 | — | 18 | 28 | 104 | 16 | 16 |
| CR125R | 88-04 | 11-1404 | 19 | 29 | 104 | 16 | 16 |
| XR185 | 1979 | 00-6412 | 15 | 38 | 103.5 | 16 | 16 |
| XL185S | 79-83 | 00-6412 | 15 | 38 | 103.5 | 16 | 16 |
| XR200 | 80-81 | 00-6412 | 15 | 38 | 103.5 | 16 | 16 |
| CR250R | 84-01 | 11-1405 | 22 | 31 | 125.3 | 20 | 16.75 |
| CR250R | 02-04 | 11-3002 | 22 | 32 | 125.3 | 20 | 16.50 |
| XR250R | 86-04 | 11-8926 | 17 | 41 | 105 | 18 | 18 |
| CRF450R* | 02-04 | 11-3004* | 19 | 42 | 105.5 | 15-18 | 19.75 |
| CR500R | 87-01 | — | 25 | 35 | 144 | 24 | 19.75 |
| XL600R | 83-87 | 11-3577 | 24 | 46 | 134 | 23 | 23 |
| XR600R | 85-00 | 11-3577 | 24 | 46 | 134 | 23 | 23 |

KAWASAKI ATV

| | | | | | | | |
|------------------|-------|---------|----|----|-----|----|----|
| KXF250A Tecate 4 | 86-87 | 11-1478 | 22 | 32 | 125 | 22 | 20 |
| KXT250A Tecate 3 | 84-85 | 11-1478 | 22 | 32 | 125 | 22 | 20 |

KAWASAKI ATV

| Application | Year | K&L P/N | A | B | C | D | E |
|------------------|-------|---------|----|----|-----|----|----|
| KXT250B Tecate 3 | 86-87 | 11-1478 | 22 | 32 | 125 | 22 | 20 |

KAWASAKI Dual Sport/Offroad

| | | | | | | | |
|--------------------|-------|---------|----|----|-----|----|----|
| KX60A1/A2 | 83-84 | 11-8831 | 16 | 27 | 85 | 14 | 14 |
| KX60B1~B19 | 85-03 | 11-8831 | 16 | 27 | 85 | 14 | 14 |
| KX65A1~A5 | 00-04 | 11-8831 | 16 | 27 | 85 | 14 | 14 |
| KDX80C1~C5 | 84-88 | 11-1481 | 18 | 29 | 92 | 16 | 14 |
| KX80E2/G/J/L/N/R | 84-97 | 11-1481 | 18 | 29 | 92 | 16 | 14 |
| KX80W1/W2/W3 | 98-00 | 11-8924 | 18 | 29 | 92 | 16 | 16 |
| KX85A1/A2/A3/A4 | 01-04 | 11-8924 | 18 | 29 | 92 | 16 | 16 |
| KX100B5/B6/B7 | 95-97 | 11-1481 | 18 | 29 | 92 | 16 | 14 |
| KX100C1/C2/C3 | 98-00 | 11-8924 | 18 | 29 | 92 | 16 | 16 |
| KX100D1/D2/D3/D4 | 01-04 | 11-8924 | 18 | 29 | 92 | 16 | 16 |
| KX125A4/A5 | 78-79 | — | 21 | 29 | 106 | 17 | 17 |
| KX125A7/B1/B2 | 81-83 | — | 21 | 29 | 106 | 17 | 17 |
| KX125C1/D1/E1/E2 | 84-87 | — | 21 | 29 | 106 | 17 | 17 |
| KX125F1/G1/H1/H2 | 88-91 | 11-1633 | 21 | 29 | 109 | 17 | 17 |
| KX125J1/J2 | 92-93 | — | 21 | 29 | 106 | 17 | 17 |
| KX125K1/K2/K3/K4 | 94-97 | — | 19 | 29 | 106 | 17 | 17 |
| KX125K5/L1~L4 | 98-02 | 11-8939 | 19 | 29 | 104 | 17 | 17 |
| KX125M1/M2 | 03-04 | 11-1649 | 19 | 29 | 104 | 17 | 17 |
| KDX175A3 | 1982 | — | 21 | 29 | 106 | 17 | 17 |
| KDX200A1/A2/A3 | 83-85 | — | 21 | 29 | 106 | 17 | 17 |
| KDX200C1/C2/C3 | 86-88 | — | 21 | 29 | 106 | 17 | 17 |
| KDX200E1~E6 | 89-94 | 11-1633 | 21 | 29 | 109 | 17 | 17 |
| KDX200H1~H9 | 95-04 | 11-1633 | 21 | 29 | 109 | 17 | 17 |
| KDX220A4~A10 | 97-04 | 11-1633 | 21 | 29 | 109 | 17 | 17 |
| KDX250D1/D2/D3/D4 | 91-94 | 11-1478 | 22 | 32 | 125 | 22 | 20 |
| KX250A6/A7 | 80-81 | 11-1478 | 22 | 32 | 125 | 22 | 20 |
| KX250B1/C1/C2 | 82-84 | 11-1478 | 22 | 32 | 125 | 22 | 20 |
| KX250D1/D2/E1/F1 | 85-88 | 11-1478 | 22 | 32 | 125 | 22 | 20 |
| KX250G1/H1/H2 | 89-91 | 11-1478 | 22 | 32 | 125 | 22 | 20 |
| KX250J1/J2 | 92-93 | 11-1478 | 22 | 32 | 125 | 22 | 20 |
| KX250K1~K5 | 94-98 | 11-1478 | 22 | 32 | 125 | 22 | 20 |
| KX250L1/L2/L3/L4/M | 99-04 | 11-1478 | 22 | 32 | 125 | 22 | 20 |
| KX500A1/A2 | 83-84 | 11-8834 | 24 | 33 | 145 | 22 | 22 |
| KX500B1/B2/C1 | 85-87 | 11-8834 | 24 | 33 | 145 | 22 | 22 |
| KX500D1 | 1988 | 11-8834 | 24 | 33 | 145 | 22 | 22 |
| KX500E1~E16 | 89-04 | 11-8834 | 24 | 33 | 145 | 22 | 22 |

SUZUKI ATV

| | | | | | | | |
|----------------------|-------|---------|----|----|-------|----|----|
| LT230EH~EP Quad | 87-93 | 11-1529 | 16 | 39 | 115.5 | 15 | 18 |
| LT230GEF/GEG | 85-86 | 11-1529 | 16 | 39 | 115.5 | 15 | 18 |
| LT230SF/SG/SH/SJ | 85-88 | 11-1529 | 16 | 39 | 115.5 | 15 | 18 |
| LT-F230G/H | 86-87 | 11-1529 | 16 | 39 | 115.5 | 15 | 18 |
| LT250RF/RG Quadracer | 85-86 | 11-1560 | 23 | 32 | 120 | 22 | 17 |
| LTF300FX~FK2 Quad | 99-02 | 11-1532 | 17 | 41 | 118.5 | 16 | 18 |
| LT-F4WDXM~WDXS | 91-98 | 11-1532 | 17 | 41 | 118.5 | 16 | 18 |

SUZUKI Dual Sport/Offroad

| | | | | | | | |
|--------------|-------|----------|----|----|------|----|----|
| RM60K3 | 2003 | 11-8831 | 16 | 27 | 85 | 14 | 14 |
| RM65K3/K4 | 03-04 | 11-8831 | 16 | 27 | 85 | 14 | 14 |
| RM80G/H/J/K | 86-89 | 11-8907* | 18 | 24 | 93.5 | 16 | 14 |
| DS100C/N/T/X | 78-81 | 11-1486 | 18 | 25 | 100 | 16 | 16 |
| RM100A | 1976 | 11-1486 | 18 | 25 | 100 | 16 | 16 |
| RM100K3 | 2003 | 11-8924 | 18 | 29 | 92 | 16 | 16 |
| DS125N/T/X | 79-81 | 11-1486 | 18 | 25 | 100 | 16 | 16 |
| RM125M | 1975 | 11-1486 | 18 | 25 | 100 | 16 | 16 |

Toll Free: 800-727-6767

www.klsupply.com

ATV/OFFROAD CONNECTING ROD KITS & ENGINE BEARINGS

SHOP EQUIP & TOOLS

HARD PARTS

CARB & FUEL

IGNITION/ELECTRICAL

CONTROL

SUSPENSION

ACCESSORIES

| SUZUKI Dual Sport/Offroad | | | | | | | |
|--|-------|---------|----|----|-------|----|------|
| Application | Year | K&L P/N | A | B | C | D | E |
| NOTE: Applications with an * after part number do not include thrust washers. | | | | | | | |
| RM125B/C | 77-78 | 11-1486 | 18 | 25 | 100 | 16 | 16 |
| RM125X | 1981 | 11-1486 | 18 | 25 | 100 | 16 | 16 |
| RM125E/F/G | 84-86 | — | 18 | 28 | 100 | 18 | 15.8 |
| RM125J/K/L/M | 88-91 | 11-1479 | 19 | 28 | 105 | 18 | 16 |
| RM125N/P/R/S/T | 92-96 | 11-1479 | 19 | 28 | 105 | 18 | 16 |
| PE250B/C/N (rod only) | 77-79 | 11-2495 | 23 | 30 | 120 | 22 | 20 |
| RM250A~C2 (rod only) | 76-78 | 11-2495 | 23 | 30 | 120 | 22 | 20 |
| RM250N/P/R/S | 92-95 | 11-8852 | 23 | 30 | 128 | 20 | 20 |
| RM250T/V/W/X | 96-99 | 11-8856 | 23 | 30 | 125.5 | 20 | 20 |
| RM250Y/K1/K2 | 00-02 | 11-8856 | 23 | 30 | 125.5 | 20 | 20 |
| RMX250K/L/M/N/P | 89-93 | 11-8852 | 23 | 30 | 128 | 20 | 20 |
| RMX250R/S/T/V/W | 94-98 | 11-8852 | 23 | 30 | 128 | 20 | 20 |

| YAMAHA ATV | | | | | | | |
|---------------------|-------|---------|----|----|-------|----|----|
| Application | Year | K&L P/N | A | B | C | D | E |
| YT175J/K Tri Moto | 82-83 | 11-5747 | 20 | 28 | 105 | 18 | 16 |
| YFS200U~S Blaster | 88-04 | 11-1535 | 21 | 29 | 110 | 18 | 17 |
| YT2250N/S Tri-Z | 85-86 | 11-8327 | 23 | 31 | 130 | 20 | 20 |
| YFM350ERT~ERW | 87-89 | 11-1534 | 19 | 41 | 112.5 | 20 | 20 |
| YFM350ERAMoto-4 | 1990 | 11-1534 | 19 | 41 | 112.5 | 20 | 20 |
| YFM350ERD~ERG | 92-95 | 11-1534 | 19 | 41 | 112.5 | 20 | 20 |
| YFM350FHL Wolverine | 1999 | 11-1534 | 19 | 41 | 112.5 | 20 | 20 |
| YFM350FW Big Bear | 87-99 | 11-1534 | 19 | 41 | 112.5 | 20 | 20 |
| YFM350FX Wolverine | 95-02 | 11-1534 | 19 | 41 | 112.5 | 20 | 20 |
| YFM350X Warrior | 87-02 | 11-1534 | 19 | 41 | 112.5 | 20 | 20 |
| YFZ350T~R Banshee | 87-03 | 11-1472 | 21 | 29 | 110 | 18 | 17 |

Note: Crank Pin is not included in kit for Yamaha YFZ350 applications.

| YAMAHA Dual Sport/Offroad | | | | | | | |
|---------------------------|-------|----------|----|----|-----|----|-------|
| Application | Year | K&L P/N | A | B | C | D | E |
| YZ80J/K | 82-83 | 11-1568 | 17 | 24 | 94 | 14 | 14 |
| YZ80S/T/U/W | 86-89 | 11-1568 | 17 | 24 | 94 | 14 | 14 |
| YZ80A/B/D | 90-92 | 11-1568 | 17 | 24 | 94 | 14 | 14 |
| YZ80E1/F1/G1/H1 | 93-96 | 11-1553 | 18 | 26 | 96 | 14 | 14 |
| YZ80J1/K2/L/M1/N1 | 97-01 | 11-1553 | 18 | 26 | 96 | 14 | 14 |
| YZ85P1/R/S | 02-04 | 11-1553 | 18 | 26 | 96 | 14 | 14 |
| YZ100C/D/E/F/G/H | 76-81 | 11-5747 | 20 | 28 | 105 | 18 | 16 |
| DT125C~H | 76-81 | 11-5747 | 20 | 28 | 105 | 18 | 16 |
| MX125A/B/C | 74-76 | 11-5747 | 20 | 28 | 105 | 18 | 16 |
| YZ125A/B/C | 74-76 | 11-5747 | 20 | 28 | 105 | 18 | 16 |
| YZ125X/D/E/F | 76-79 | 11-5747 | 20 | 28 | 105 | 18 | 16 |
| YZ125S/T/U/W/A | 86-90 | 11-8892 | 20 | 29 | 105 | 16 | 17 |
| YZ125B/D/E/F/G/H | 91-96 | 11-8892 | 20 | 29 | 105 | 16 | 17 |
| YZ125J1/K1/L1/M1 | 97-00 | 11-8886 | 20 | 29 | 105 | 16 | 17 |
| YZ125N/P/R/S1 | 01-04 | 11-1657 | — | — | — | — | — |
| MX175A/B | 74-75 | 11-5747 | 20 | 28 | 105 | 18 | 16 |
| YZ175C | 1976 | 11-5747 | 20 | 28 | 105 | 18 | 16 |
| DT250B/C/D/E/F | 75-79 | 11-1544 | 23 | 31 | 125 | 20 | 20 |
| IT250D/E/F/G/H/J | 77-82 | 11-1544 | 23 | 31 | 125 | 20 | 20 |
| WR250ZB~ZJ Offroad | 91-97 | 11-1570 | 23 | 31 | 125 | 20 | 20 |
| YZ250WRW Offroad | 1989 | 11-8327 | 23 | 31 | 130 | 20 | 20 |
| YZ250WRA Offroad | 1990 | 11-1570 | 23 | 31 | 125 | 20 | 20 |
| YZ250C/D/E/F/G/H | 76-81 | 11-1544 | 23 | 31 | 125 | 20 | 20 |
| YZ250K/L/N/S | 83-86 | 11-8327 | 23 | 31 | 130 | 20 | 20 |
| YZ250T/U/W | 87-89 | 11-8327 | 23 | 31 | 130 | 20 | 20 |
| YZ250A1/B2/D1/E1 | 90-93 | 11-1570 | 23 | 31 | 125 | 20 | 20 |
| YZ250F1/G1/H1/J1/K1 | 94-98 | 11-1570 | 23 | 31 | 125 | 20 | 20 |
| YZ250L1/M1/N1 | 99-01 | 11-8941 | 22 | 31 | 125 | 20 | 16.75 |
| YZ250P/R/S1 | 02-04 | 11-8941 | 22 | 31 | 125 | 20 | 16.75 |
| DT400B/C/D/E | 75-78 | 11-1544 | 23 | 31 | 125 | 20 | 20 |
| YZ400FK/FL* | 98-99 | 11-8929* | 18 | 42 | 102 | 18 | 20 |
| WR400FK/FL/FM* | 98-00 | 11-8929* | 18 | 42 | 102 | 18 | 20 |

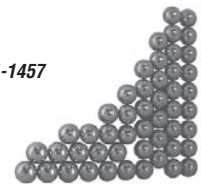
| YAMAHA Dual Sport/Offroad | | | | | | | |
|--|-------|---------|----|----|-------|----|----|
| Application | Year | K&L P/N | A | B | C | D | E |
| NOTE: Applications with an * after part number do not include thrust washers. | | | | | | | |
| IT465H/J | 81-82 | 11-2952 | 23 | 31 | 137.5 | 20 | 20 |
| YZ465G/H | 80-81 | 11-2952 | 23 | 31 | 137.5 | 20 | 20 |
| IT490K/L | 83-84 | 11-2952 | 23 | 31 | 137.5 | 20 | 20 |
| YZ490J/K/L/N | 82-85 | 11-2952 | 23 | 31 | 137.5 | 20 | 20 |
| YZ490S/T/U/W/A | 86-90 | 11-2952 | 23 | 31 | 137.5 | 20 | 20 |
| WR500ZD/ZE | 92-93 | 11-2952 | 23 | 31 | 137.5 | 20 | 20 |



ENGINE BEARINGS

OEM quality Crankshaft Main Bearings. *Made in Japan.* Sold each.

| K&L P/N | BRG.P/N | BRG MFG | SIZE | NOTES |
|---------|----------------|---------|------------|--|
| 31-5753 | 6204C3 | Koyo | 20x47x14mm | _____ |
| 31-5756 | 6205C3 | Koyo | 25x52x15mm | _____ |
| 31-5757 | 6206C3 | Koyo | 30x62x16mm | _____ |
| 31-5776 | 6207N | | 35x72x17mm | with single groove |
| 31-5777 | 62/32C3 | | 32x65x17mm | _____ |
| 31-5831 | 6203C3 | Koyo | 17x40x12mm | _____ |
| 31-5754 | 6304C3 | Koyo | 20x52x15mm | _____ |
| 31-5847 | 6305C3 | | 25x62x17mm | _____ |
| 31-5966 | 6305RI | | 25x62x17mm | 6305RI-SH2-9TC835 |
| 31-5731 | 6306C3 | Koyo | 30x72x19mm | _____ |
| 31-5750 | 83406-9C3 | | 25x62x17mm | with single groove |
| 31-5751 | 83464-A9C3 HIC | | 25x62x17mm | LH side & center-pinned with single groove |
| 31-5947 | 83A915SH2 | Koyo | 25x55x15mm | 83A915SH2-9TC4 type |
| 31-5743 | 63/22 | Koyo | 22x56x16mm | _____ |
| 31-5745 | 63/28C3 | Koyo | 28x68x18mm | _____ |



BALL BEARINGS

Loose steel balls for stock steering bearings, clutch pushrod ball, etc. Sold pk/50. *Made in Japan.*

| | |
|---------|--|
| 31-1456 | 6mm (1/4") diameter, most steering stem applications |
| 31-1457 | 8mm (5/16") diameter, most clutch pushrod applications |



K&N UNIVERSAL CRANKCASE VENT FILTERS

| | | |
|---------|---------|--|
| 19-5948 | 62-1010 | 1/2" hose fitting, 2" diameter steel base, rubber top |
| 19-5949 | 62-1100 | 1/2" hose fitting with mounting stud, 2" diameter steel base, chrome top |
| 19-5950 | 62-1340 | 5/8" clamp-on, 2" diameter |

Toll Free: 800-727-6767

www.klsupply.com

ENGINE OIL SEAL KITS

SHOP EQUIP & TOOLS

HARD PARTS

CARB & FUEL

IGNITION/ELECTRICAL

CONTROL

SUSPENSION

ACCESSORIES



15-8173



15-2869

K&L ENGINE OIL SEAL KITS

Made in Japan. Kits available for the following models:

HONDA Street

| Application | Year | K&L Kit |
|--------------------|-------|---------|
| CB750F Super Sport | 79-82 | 15-2931 |
| CB750K | 79-82 | 15-2931 |
| CB750L LTD | 1979 | 15-2931 |
| CB750SC Nighthawk | 82-83 | 15-2931 |
| CB900F Super Sport | 81-82 | 15-2931 |

HONDA ATV

| Application | Year | K&L Kit |
|-----------------------|-------|---------|
| ATC185/185S | 80-83 | 15-2925 |
| ATC200 | 81-83 | 15-2925 |
| ATC250R | 81-84 | 00-5600 |
| ATC250R | 85-86 | 15-5602 |
| TRX250R Four Trax250R | 86-89 | 15-5602 |

HONDA Offroad

| Application | Year | K&L Kit |
|-------------|-------|---------|
| CR250R | 88-91 | 15-2837 |
| CR500R | 88-01 | 15-2837 |

KAWASAKI Street

| Application | Year | K&L Kit |
|-----------------------|-------|---------|
| Z1/A/B 900 | 73-75 | 15-8173 |
| KZ900A4 | 1976 | 15-8173 |
| KZ900B1 LTD | 1976 | 15-8173 |
| KZ1000A1/A2 | 77-78 | 15-8173 |
| KZ1000A3/A3A/A4 MKII | 79-80 | 15-8173 |
| KZ1000B1/B2/B3/B4 LTD | 77-80 | 15-8173 |
| KZ1000D1 Z1R | 1978 | 15-8173 |
| KZ1000D3 Z1R | 1980 | 15-8173 |
| KZ1000E1/E2 Shaft | 79-80 | 15-8173 |
| KZ1000G1 Classic LTD | 1980 | 15-8173 |

KAWASAKI Offroad

| Application | Year | K&L Kit |
|---------------------------|-------|---------|
| KX80L2/L3/N2/N3 | 89-90 | 15-2894 |
| KX80R1/R2/R3/R4/R5/R6/R7 | 91-97 | 15-2894 |
| KX80T1/T2/T3/T4 | 91-94 | 15-2894 |
| KX100B5/B6/B7 | 95-97 | 15-2894 |
| KX125H1/H2/J1/J2 | 90-93 | 15-2895 |
| KX250H2/J1/J2 | 91-93 | 15-2906 |
| KX250K1/K2/K3/K4/K5/L1/L2 | 94-00 | 15-2906 |
| KX500E1-E16 | 89-04 | 15-2912 |

SUZUKI Street

| Application | Year | K&L Kit |
|-------------------------------------|-------|---------|
| GSF600ST/SV/SW/SX/SY/SK1/SK2 Bandit | 96-02 | 15-2872 |
| GSX600FJ/K/L/M/N/P/R/S/T/V/W Katana | 88-98 | 15-2872 |
| GSX600FX/Y/FK1/FK2 Katana | 99-02 | 15-2872 |
| GSX750FJ/K/L/M/N/P/R/S/T/V | 89-97 | 15-2872 |
| GSX750FW/X/Y/FK1/FK2 Katana | 98-02 | 15-2872 |
| GSX-R750G/H | 86-87 | 15-2872 |
| GSX1100FJ/FK/FL/FM/FN/FP Katana | 88-93 | 15-2872 |
| GSX-R1100G/H/J/K/L/M/N | 86-92 | 15-2872 |
| GSF1200SV/SAV/SW/SX/SY Bandit | 97-00 | 15-2872 |
| GSF1200SK1/SK2 Bandit | 01-02 | 15-2872 |

SUZUKI ATV

| Application | Year | K&L Kit |
|-----------------------------|-------|---------|
| LT250RG/RH Quadracer | 85-86 | 15-5604 |
| LT250RJ/RK/RL/RM/RN/RP Quad | 87-92 | 15-5611 |
| LT500RJ/RK/RL/RM Quadracer | 87-90 | 15-5611 |

YAMAHA Street

| Application | Year | K&L Kit |
|------------------|-------|---------|
| RZ350L/N/NC/NCII | 84-85 | 15-2869 |

YAMAHA ATV

| Application | Year | K&L Kit |
|-------------------|-------|---------|
| YF5200U~M Blaster | 88-00 | 15-5603 |
| YZF350T~J Banshee | 87-97 | 15-2869 |
| YZF350K~M Banshee | 98-00 | 15-2869 |

YAMAHA Offroad

| Application | Year | K&L Kit |
|------------------|-------|---------|
| YZ125F1/G1/H1/J1 | 94-97 | 15-2880 |
| YZ125K1/L1/M1 | 98-00 | 15-2881 |
| WR400FK/FL/FM | 98-00 | 15-2883 |
| YZ400FK/FL | 98-99 | 15-2883 |
| WR426FN/FP | 01-02 | 15-2883 |
| YZ426FM/FN/FP | 00-02 | 15-2883 |



BEARING RACE & SEAL DRIVER

Insert bearing races quickly and straight on the first try. Six disc sizes fit most bearing sizes. To install (drive) seals, turn discs over. Eliminates damage to bearing races. Seven piece kit includes driver handle and the following disc sizes: 40, 45, 50, 59, 63, and 65mm.

35-9268 Bearing Race & Seal Driver

MECHANICAL SEAL INSTALLATION TOOL

This tool properly installs waterpump mechanical seal into the cover without damaging the seal.

35-2618 Mechanical Seal Installation Tool





SHOP EQUIP & TOOLS

HARD PARTS

CARB & FUEL

IGNITION/ELECTRICAL

CONTROL

SUSPENSION

ACCESSORIES

ENGINE OIL SEALS

Genuine ARS/Koyo/NOK replacement engine oil seals. These engine oil seals are exact replacements for most of the applications listed. *Made in Japan.* Sold in packs of 4.

| HONDA | | | | |
|-----------------|----------------|------------------|-----------------------|--|
| K&L | O.E.M. Ref P/N | Dimensions | Description | Applications |
| 15-2867 | 91205-KZ3-861 | 20 x 37 x 7 mm | LH Crank Seal | CR250R 92-01 |
| 15-2891 | 91206-GC4-711 | 22 x 40 x 8 mm | RH Crank Seal | CR80R 83-01, CR80RB 96-01 |
| 15-8216 | 91202-HA2-771 | 28 x 50 x 8 mm | LH Crank Seal | ATC250R 85-86, TRX250R 86-89 |
| 15-2884 | 91203-KS6-004 | 30 x 45 x 8 mm | RH Crank Seal | CR125R 83-01 |
| 15-2855 | 91201-KA4-004 | 38 x 58 x 11 mm | RH Crank Seal | ATC250R 85-86, CR250R 84-01, TRX250R 86-89, CR500R 84-01 |
| KAWASAKI | | | | |
| 15-4103 | 92049-1366 | 8 x 18 x 10 mm | Waterpump Shaft Seal | KX80 86-00 & KX100 95-00, KX125 90-00, KX250 90-00, KX500 89-00 |
| 15-4131 | 92049-1359 | 8 x 18 x 3.5 mm | Waterpump Shaft Seal | KX125 91-00, KX250 90-00 |
| 15-4138 | 92049-1052 | 20 x 40 x 7 mm | LH Crank Seal | KDX250 80-84, KDX250 91-95 & KX250 80-00 |
| 15-4100 | 92049-1065 | 20 x 40 x 7 mm | RH & LH Crank Seal | KX60 83-84, KDX80 82-83, KX80 81-84, KX125 82-84 |
| 15-4160 | 653B203508 | 20 x 35 x 8 mm | RH Crank Seal | KD80 88-90 |
| 15-4213 | 92049-1300 | 20 x 40 x 9 mm | LH Crank Seal | KX125 88-00 |
| 15-4102 | 92049-1188 | 20 x 40 x 7 mm | RH & LH Crank Seal | KX80 86-00 & KX100 95-00 |
| 15-4137 | 92049-1051 | 25 x 45 x 7 mm | RH Crank Seal | KDX250 80-84, KDX250 91-95 & KX250 80-00 |
| 15-4145 | 92050-057 | 30 x 50 x 8mm | RH & LH Crank Seal | KX500 85-00 |
| 15-4130 | 92049-1301 | 32 x 44 x 9 mm | RH Crank Seal | KX125 88-00 |
| SUZUKI | | | | |
| 15-3234 | 09283-18006 | 18 x 30 x 6mm | LH Crank Seal | RM80 89-00, RM125 86-00 |
| 15-3416 | 09289-40004 | 40 x 72 x 9mm | RH Crank Seal | RM370 76-77, RM400 1978, RM400 79-80 |
| YAMAHA | | | | |
| 15-2901 | 93102-04382-00 | 4.8 x 15 x 5 mm | Clutch Push Rod Seal | YZ80 80-82 |
| 15-2914 | 93103-10168-00 | 10 x 31 x 13.5mm | Water Pump Shaft Seal | YZ80 83-01, YZ125 86-97, WR200RD 1992, WR250Z 91-97, YZ250 83-97 |
| 15-2914 | 93103-10168-00 | 10 x 31 x 13.5mm | Water Pump Shaft Seal | YTZ250N/S Tri-Moto ATV 85-86, YFZ350T-R Banshee ATV 87-03 |
| 15-3082 | 93102-12321-00 | 12 x 22 x 5mm | Shift Shaft Seal | YZ80 74-80, YZ250 74-97, YZ360 74-75, YZ400 77-78 |
| 15-3082 | 93102-12321-00 | 12 x 22 x 5mm | Water Pump Shaft Seal | YZ85P 2002, YZ125K1/L1/M1/N1/P 98-02 |
| 15-3082 | 93102-12321-00 | 12 x 22 x 5mm | Water Pump Shaft Seal | YZ250K1/L1/M1/N1/P 98-02, YZ250FN/FP (4-stroke) 01-02 |
| 15-3082 | 93102-12321-00 | 12 x 22 x 5mm | Water Pump Shaft Seal | WR250FN (4-stroke) 2001, YZ/WR426FN/FP (4-stroke) 01-02 |
| 15-3026 | 93104-16074-00 | 16 x 25 x 5mm | Power Valve Seal | YZ125 82-93, YZ250 82-98, YZ250W 89-90, WR250 91-97 |
| 15-3081 | 93102-20447-00 | 20 x 40 x 8mm | LH Crank Seal | YZ80 81-00, RT100 90-98 |
| 15-3023 | 93102-22363-00 | 22 x 40 x 7mm | LH Crank Seal | YZ125 86-00, YZ250WR 89-90, WR250 91-97, YZ250 88-98 |
| 15-2926 | 93102-25258-00 | 25 x 40 x 8mm | RH Crank Seal | YZ100 82-83, IT125 80-81, YT125 Tri-Moto 80-85, YZ125 80-85 |
| 15-8182 | 93103-25108-00 | 25 x 40 x 10mm | LH Crank Seal | YZF350 Banshee 87-03 |
| 15-5570 | 93103-28011-00 | 28 x 40 x 8mm | RH Crank Seal | YZ60 81-83, YZ80 74-00, RT100 90-98, YZ100 76-81, YZ125 77-79 |
| 15-5570 | 93103-28011-00 | 28 x 40 x 8mm | LH Crank Seal | YZ50 1980, YZ100 82-83, YZ125 80-85, IT175 80-83 |
| 15-2956 | 93103-30150-00 | 30 x 55 x 10mm | LH Crank Seal | IT250 77-78, YZ250 76-87, IT400 77-78, YZ490 86-90, WR500 92-93 |
| 15-2904 | 93103-40091-00 | 39 x 55 x 10 mm | RH Crank Seal | YZ250 76-97, YZ250WRW 89-90, WR250 91-97, IT400 77-78 |
| 15-2904 | 93103-40091-00 | 39 x 55 x 10 mm | RH Crank Seal | YZ400 76-79, YZ465 80-81, YZ490 82-90, WR500 92-93 |
| 15-8191 | 93103-40077-00 | 42 x 60 x 10mm | RH Crank Seal | YFZ350 Banshee 87-03 |

ALTERNATOR & DYNO COVER GASKETS



ALTERNATOR/DYNO/GENERATOR COVER GASKETS

Sold in pk/2. *Made in Japan.*

HONDA

| | | |
|------------------------|---|-------|
| 16-1588 | 11397-300-306 (Alternator Cover Gasket) | |
| CB750A Automatic | | 76-78 |
| CB750F Super Sport | | 75-78 |
| CB750K0/K1/K2/K3/K4/K5 | | 69-75 |
| CB750K | | 76-78 |

16-3845 11691-425-306 (Alternator or Generator Cover Gasket)

| | | |
|-----------------------|--|-------|
| CB750C Custom | | 80-82 |
| CB750F Super Sport | | 79-82 |
| CB750K | | 79-82 |
| CB750L LTD | | 80-82 |
| CB750SC Nighthawk 750 | | 82-83 |
| CB900C Custom | | 80-82 |
| CB900F Super Sport | | 81-82 |
| CB1000C Custom | | 1983 |
| CB1100F Super Sport | | 1983 |

16-3853 11394-371-306 (Generator or Rear Case Cover Gasket)

| | | |
|-----------------------------|--|-------|
| GL1000 Goldwing | | 75-79 |
| GL1000L Goldwing LTD | | 1976 |
| GL1100 Goldwing | | 80-83 |
| GL1100A Goldwing Aspencade | | 82-83 |
| GL1100I Goldwing Interstate | | 80-83 |
| GL1200 Goldwing | | 1984 |
| GL1200A Goldwing Aspencade | | 1984 |
| GL1200I Goldwing Interstate | | 1984 |

KAWASAKI

| | | |
|------------------------------|------------|-------|
| 16-1574 | 11060-1075 | |
| Z1/Z1A/Z1B-900 | | 73-75 |
| KZ900A4/A5 | | 76-77 |
| KZ900B1 LTD | | 1976 |
| KZ1000A1/A2 | | 77-78 |
| KZ1000A3/A3A/A4 MKII | | 79-80 |
| KZ1000B1/B2/B3/B4 LTD | | 77-80 |
| KZ1000C1/C1A/C2/C3/C4 Police | | 78-81 |
| KZ1000D1 Z1R | | 1978 |
| KZ1000D3 Z1R | | 1980 |
| KZ1000E1/E2 Shaft ST | | 79-80 |
| KZ1000G1 Classic LTD | | 1980 |
| KZ1000J1/J2/J3 | | 81-83 |
| KZ1000K1/K2 LTD | | 81-82 |
| KZ1000M1/M2 CSR | | 81-82 |
| KZ1000P1~P21 Police | | 82-02 |
| KZ1000R1/R2 Replica | | 82-83 |
| KZ1100A1/A2/A3 Shaft | | 81-83 |
| KZ1100B1/B2 GPz | | 81-82 |
| KZ1100D1/D2 Spectre | | 82-83 |
| KZ1100L1 LTD | | 1983 |
| ZN1100B1/B2 LTD | | 84-85 |
| ZX1100A1/A2 GPz | | 83-84 |

SUZUKI

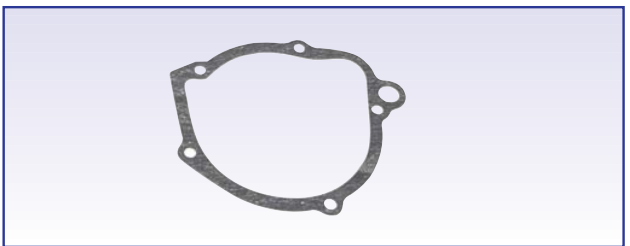
| | | |
|-----------------------|-----------------|-------|
| 16-0201 | 11483-45000-H17 | |
| GS750B/C/EC/N/EN | | 77-79 |
| GS750LN | | 1979 |
| GS850GN/GT/GX | | 79-81 |
| GS850GZ/GD | | 82-83 |
| GS850GLT/GLX | | 80-81 |
| GS850GLZ/GLD | | 82-83 |
| GS1000C/EC/N/EN/ET | | 78-80 |
| GS1000GT/GX | | 80-81 |
| GS1000GLT/GLX | | 80-81 |
| GS1000LN | | 1979 |
| GS1000SN/ST | | 79-80 |
| GS1100GZ/GD | | 82-83 |
| GS1100GLZ/GLD | | 82-83 |
| GS1100GKZ/GK2/GKD/GKE | | 82-84 |

16-5846 11483-49200-H17

| | | |
|----------------------|--|-------|
| GS750ET/EX/EZ | | 80-82 |
| GS750LT/LX | | 80-81 |
| GS750TZ/TD | | 82-83 |
| GS750SD Katana | | 1983 |
| GS1000SZ Katana | | 1983 |
| GS1100ET/EX/EZ | | 80-82 |
| GS1100ED/ESD | | 1983 |
| GS1100LT | | 1980 |
| GS1100SD Katana | | 1983 |
| GS1150ES3/ESE/EF/ESF | | 83-85 |
| GS1150EF2/EG/ESG | | 85-86 |

YAMAHA

| | | |
|-----------------------------|-----------------|-------|
| 16-6042 | 3EG-15451-00-00 | |
| XV700L/LC/N/NC Virago | | 84-85 |
| XV700CS/CSC/CT/CTC Virago | | 86-87 |
| XV700SS/SSC Virago | | 1987 |
| XV750H/J/K Virago | | 81-83 |
| XV750MK Midnight Virago | | 1983 |
| XV750U/UC-G/GC Virago | | 88-95 |
| XV750H1/HC1/J1/JC1 Virago | | 96-97 |
| XV920J/K Virago | | 82-83 |
| XV920MK Midnight Virago | | 1983 |
| XV920RH/RJ Virago | | 81-82 |
| XV1000L/LC/N/NC Virago | | 84-85 |
| XV1100S/SC-L/LC Virago | | 86-99 |
| XV1100 SH/SHC~SK/SKC Virago | | 96-98 |



STARTER COVER GASKET for SUZUKI

Replacement gasket for left-hand starter cover. Sold pk/2.

SUZUKI

| | | |
|-------------------------------------|-------------|-------|
| 16-3777 | 11483-27A20 | |
| GSF600ST/SV/SW/SX/SY/SK1/SK2 Bandit | | 96-02 |
| GSX600FJ~FK2 Katana | | 88-02 |
| GSX750FK~FK2 Katana | | 89-02 |
| GSX-R750RG | | 1986 |
| GSX-R750G/H/J/K/L/M/N | | 86-92 |
| GSX1100FJ/FK/FL/FM/FN/FP Katana | | 88-93 |
| GSX1100GM/GN/GP Shaft | | 91-93 |
| GSX-R1100G/H/J/K/L/M/N | | 86-92 |
| GSF1200SV/SAV/SW/SX/SY Bandit | | 97-00 |
| GSF1200SK1/SK2 Bandit | | 01-02 |

SHOP EQUIP & TOOLS

HARD PARTS

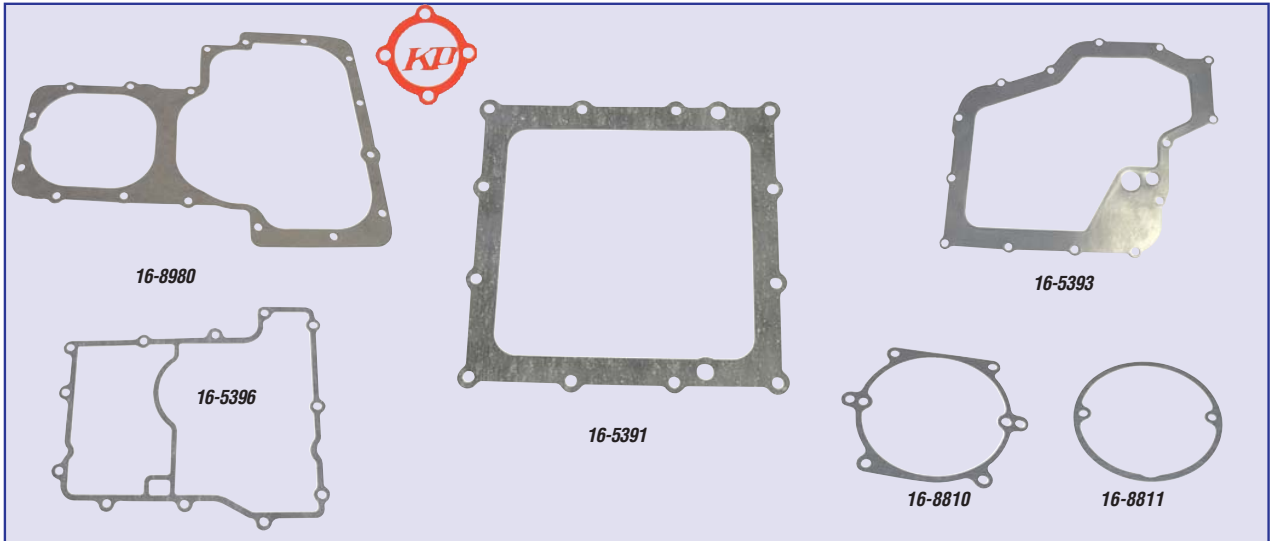
CARB & FUEL

IGNITION/ELECTRICAL

CONTROL

SUSPENSION

ACCESSORIES



OIL PAN GASKETS

Sold in pk/2. *Made in Japan.*

KAWASAKI

| | | |
|---------------------------|------------|-------|
| 16-5395 | 11060-1996 | |
| ZX600F1/F2/F3 Ninja ZX-6R | | 95-97 |
| ZX600G1/G2 Ninja ZX-6R | | 98-99 |
| ZX600J1/J2/J3 Ninja ZX-6R | | 00-02 |

| | | |
|------------------------|------------|-------|
| 16-5397 | 11060-1819 | |
| ZX900C1/C2 Ninja ZX-9R | | 98-99 |
| ZX900E1/E2 Ninja ZX-9R | | 00-01 |
| ZX900F1/F2 Ninja ZX-9R | | 02-03 |

| | | |
|------------------------------|------------|-------|
| 16-5396 | 11060-1355 | |
| ZX750J1/J2 Ninja ZX-7 | | 91-92 |
| ZX750K1/K2 Ninja ZX-7R | | 91-92 |
| ZX750L1/L2/L3 Ninja ZX7 | | 93-95 |
| ZX750M1/M2 Ninja ZX-7R | | 93-94 |
| ZX750N1/N2 Ninja ZX-7RR | | 96-97 |
| ZX750P1~P8 Ninja ZX-7R | | 96-03 |
| ZX900B1/B2/B3/B4 Ninja ZX-9R | | 94-97 |

| | | |
|-----------------------|------------|-------|
| 16-8980 | 11060-1074 | |
| Z1/Z1A/Z1B-900 | | 73-75 |
| KZ900A4/A5 | | 76-77 |
| KZ900B1 LTD | | 1976 |
| KZ1000A1/A2 | | 77-78 |
| KZ1000A3/A3A/A4 MKII | | 79-80 |
| KZ1000B1/B2/B3/B4 LTD | | 77-80 |
| KZ1000C1/C1A/C2/C3/C4 | | 78-81 |
| KZ1000D1 Z1R | | 1978 |
| KZ1000D3 Z1R | | 1980 |
| KZ1000E1/E2 Shaft ST | | 79-80 |
| KZ1000G1 Classic LTD | | 1980 |
| KZ1000J1/J2/J3 | | 81-83 |
| KZ1000K1/K2 LTD | | 81-82 |
| KZ1000M1/M2 CSR | | 81-82 |
| KZ1000P1~P21 Police | | 82-02 |
| KZ1000R1/R2 Replica | | 82-83 |
| KZ1100A1/A2/A3 Shaft | | 81-83 |
| KZ1100B1/B2 GPz | | 81-82 |
| KZ1100D1/D2 Spectre | | 82-83 |
| KZ1100L1 LTD | | 1983 |
| ZN1100B1/B2 LTD | | 84-85 |
| ZX1100A1/A2 GPz | | 83-84 |

SUZUKI

| | | |
|----------------------|-------------|-------|
| 16-5391 | 11489-33E00 | |
| GSX-R600V/W/X/Y | | 97-00 |
| GSX-R750T/V/W/X | | 96-99 |
| 16-5393 | 11489-24F01 | |
| GSX1300RX/RV/RK1/RK2 | | 99-05 |

YAMAHA

| | | |
|---------------------|-----------------|-------|
| 16-8324 | 4CR-13414-00-00 | |
| FJ1100L/LC/N/NC | | 84-85 |
| FJ1200S/SC/T/TC | | 86-87 |
| FJ1200W/WC/A/AC | | 89-90 |
| FJ1200B/BC/D/DC | | 91-92 |
| FJ1200AD/ADC/AE/AEC | | 92-93 |



3/8" DRIVE IMPACT DRIVER

Heavy duty impact driver for general use. Reversible, tightens screws or bolts on impact or loosens frozen ones easily. Complete with 4 bits-No. 2 and No. 3 Phillips bit, 8 and 10mm slotted bits and metal storage case.

35-8884 3/8" Drive Impact Driver

ALDEN DRILL-OUT POWER EXTRACTORS



35-0490



35-0480

ENGINE POINT COVER GASKETS for KAWASAKI KZ

Replacement gaskets for right side points holder cover (inner) and outside point cover. Sold pk/2. *Made in Japan.*

KAWASAKI

| | | |
|----------------|------------|--------------------------|
| 16-8810 | 11060-1071 | Inner Point Cover Gasket |
| 16-8811 | 11060-1594 | Outer Point Cover Gasket |

| Application | Year | Inner Gasket | Outer Gasket |
|-------------------|-------|----------------|----------------|
| Z1/A/B-900 | 73-75 | 16-8810 | 16-8811 |
| KZ900A4/A5 | 76-77 | 16-8810 | 16-8811 |
| KZ900B1 LTD | 1976 | 16-8810 | 16-8811 |
| KZ1000A1/A2 | 77-78 | 16-8810 | 16-8811 |
| KZ1000 A3/A4 | 79-80 | 16-8810 | 16-8811 |
| KZ1000B1~B4 LTD | 77-80 | 16-8810 | 16-8811 |
| KZ1000C Police | 78-81 | 16-8810 | 16-8811 |
| KZ1000D1 Z1R | 1978 | 16-8810 | 16-8811 |
| KZ1000D3 Z1R | 1980 | 16-8810 | 16-8811 |
| KZ1000E1/E2 Shaft | 79-80 | 16-8810 | 16-8811 |
| KZ1000G1 LTD | 1980 | 16-8810 | 16-8811 |
| KZ1000J1/J2/J3 | 81-83 | 16-8810 | _____ |
| KZ1000K1/K2 LTD | 81-82 | 16-8810 | _____ |
| KZ1000M CSR | 81-82 | 16-8810 | _____ |
| KZ1000P Police | 82-02 | 16-8810 | _____ |
| KZ1000R Replica | 82-83 | 16-8810 | _____ |
| KZ1100A Shaft | 81-83 | 16-8810 | _____ |
| KZ1100B1/B2 GPz | 81-82 | 16-8810 | _____ |
| KZ1100D Spectre | 82-83 | 16-8810 | _____ |
| KZ1100L Shaft | 1983 | 16-8810 | _____ |
| ZN1100B Shaft | 84-85 | 16-8810 | _____ |
| ZX1100A1/A2 GPz | 83-84 | 16-8810 | _____ |

Made of high quality tool steel. Drills are tough enough to extract grade 8 and 10.9 class stainless steel bolts. and feature a "self centering" tip to eliminate wandering. Drill-Outs exclusive two piece design makes removing broken bolts a fast and simple one step procedure.

35-0490 ALDEN Drill-Out Power Extractor (7 piece set : 3/4/5/6/8/10/12mm)

35-0480 ALDEN Drill-Out Power Extractor (4 piece set: 6/8/10/12mm)

WATERPUMP MECHANICAL SEALS

SHOP EQUIP & TOOLS

HARD PARTS

CARB & FUEL

IGNITION/ELECTRICAL

CONTROL

SUSPENSION

ACCESSORIES



K&L WATERPUMP MECHANICAL SEALS

Made in Japan to meet or exceed OEM specifications. Sold each.

HONDA Street

| | | |
|--|---------------|------|
| 15-2542 | 19217-657-023 | |
| CX500TC Turbo | | 1982 |
| CX650C Custom | | 1983 |
| CX650T Turbo | | 1983 |
| GL650/I Silverwing & Silverwing Interstate | | 1983 |

HONDA ATV

| | | |
|---------|---------------|-------|
| 15-2542 | 19217-657-023 | |
| ATC250R | | 86-87 |

HONDA Offroad

| | | |
|---------|---------------|-------|
| 15-2542 | 19217-657-023 | |
| CR80R | | 1983 |
| CR125R | | 81-83 |
| CR250R | | 81-84 |

KAWASAKI Street

| | | |
|--------------------------------|------------|-------|
| 15-2549 | 49063-1054 | |
| KL250D2~D22 KLR250 | | 87-05 |
| EN450A1~A6 454 LTD | | 85-90 |
| EN500A1~A7 Vulcan | | 90-96 |
| EN500C1~C10 Vulcan 500 LTD | | 96-05 |
| EX500A1~A7 | | 87-93 |
| EX500D1~D12 Ninja 500R | | 94-05 |
| KL600A1/B1/B2 KLR600 | | 84-86 |
| KL650A1~A19 KLR650 | | 87-05 |
| KL650B2/B3 Tengai KLR650 | | 90-91 |
| KLX650C1/C2/C3/C4 (Dual Sport) | | 93-96 |

KAWASAKI ATV

| | | |
|-------------------------|------------|-------|
| 15-2549 | 49063-1054 | |
| KSF250A1~A17 Mojave 4 | | 87-03 |
| KSF250A18 KXF250 Mojave | | 2004 |
| KLF400B1~B7 Bayou 4x4 | | 93-99 |

KAWASAKI Dualsport/Offroad

| | | |
|------------------------------|------------|-------|
| 15-2549 | 49063-1054 | |
| KL250D2~D22 KLR250 | | 87-05 |
| KL600A1/B1/B2 KLR600 | | 84-86 |
| KL650A1~A19 KLR650 | | 87-05 |
| KL650B2/B3 Tengai KLR650 | | 90-91 |
| KLX650A1/A2/A3 Offroad | | 93-95 |
| KLX650C1/C2/C3/C4 Dual Sport | | 93-96 |
| KLX650D1 Offroad | | 1996 |

YAMAHA Street

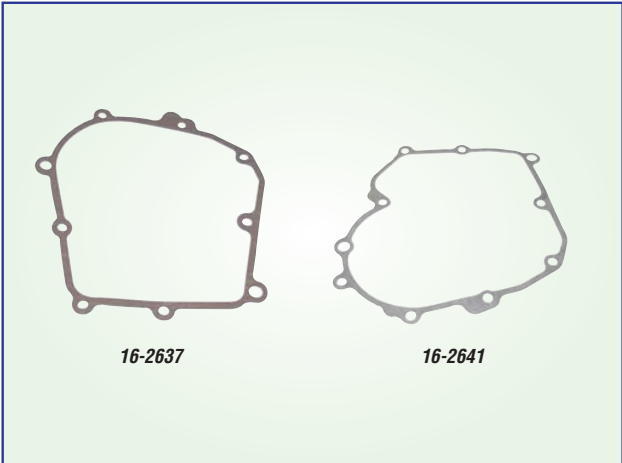
| | | |
|------------------------------------|-----------------|-------|
| 15-2542 | 11H-12438-10-00 | |
| XZ550R/RK Vision | | 82-83 |
| YZF-R6L/LC/M/MC/N/NC/P/PC | | 99-02 |
| YZF-R6SN/SNC Champions LTD Edition | | 2001 |
| FZ700T/TC | | 1987 |
| FZX700S/SC/T/TC | | 86-87 |
| FZ750N/S/SC | | 85-86 |
| FZ750U/UC | | 1988 |
| FZR750RT/RU | | 87-88 |
| YZF750RF/RFC | | 1994 |
| YZF750RH/RHC/RJ/RJ/RK/RKC | | 96-98 |
| FZ1000N/NC/P/PC/R/RC FZ1 | | 01-05 |
| FZR1000T/TC/U/UC/W/WC | | 87-89 |

YAMAHA Street

| | | |
|--|-----------------|-------|
| 15-2542 | 11H-12438-10-00 | |
| FZR1000A/AC/B/BC/D/DC/E/EC/F/FC/G/GC | | 90-95 |
| GTS1000AE/AEC/AF/AFC | | 93-94 |
| YZF1000R/RJC/RK/RKC | | 97-98 |
| YZF-R1 | | 99-05 |
| VMX12N/NC/S/SC V-Max | | 85-86 |
| VMX12U/UC/W/WC/A/AC/B/BC/D/DC V-Max | | 88-92 |
| VMX12E/EC/F/FC/G/GC/H/HC/I/JC | | 93-97 |
| VMX12K/KC/L/LC/M/MC/N/NC/P/PC/R V-Max | | 98-03 |
| XVZ12TK/L/KC2 Venture | | 83-84 |
| XVZ12TDK/DL/DKC2/DN Venture Royale | | 83-85 |
| XVZ13T/TC/U/UC Venture | | 87-88 |
| XVZ13DS/DSC/DT/DTC/DU/DUC Venture Royale | | 86-88 |
| XVZ13DW/DWC/DA/DAC/DB/DBC Venture Royale | | 89-91 |
| XVZ13DD/DDC/DE/DEC Venture Royale | | 92-93 |
| XVZ13 Royal Star | | 96-05 |

YAMAHA ATV

| | | |
|-------------------|-----------------|-------|
| 15-2542 | 11H-12438-10-00 | |
| YFM400Kodiak 2WD | | 00-05 |
| YFM660FHP Grizzly | | 02-05 |
| YFM660R Raptor | | 01-05 |



TRANSMISSION COVER GASKETS for KAWASAKI

LH transmission cover gasket. Sold pk/2. Made in Japan.

| | | |
|------------------------|-----------------------|-------|
| 16-2637 | 11060-1531, 14058-004 | |
| Z1/A/B-900 | | 73-75 |
| KZ900A4/A5 | | 76-77 |
| KZ900B1 LTD | | 1976 |
| KZ1000A1/A2/A2A | | 77-78 |
| KZ1000A3/A3A MKII | | 1979 |
| KZ1000B1/B2/B3 LTD | | 77-79 |
| KZ1000C1/C1A/C2 Police | | 78-79 |
| KZ1000D1 Z1R | | 1978 |

16-2641 11060-1069, 11009-1163

| | | |
|----------------------|--|-------|
| KZ1000A4 MKII | | 1980 |
| KZ1000B4 LTD | | 1980 |
| KZ1000C3 Police | | 1980 |
| KZ1000D3 Z1R | | 1980 |
| KZ1000G1 LTD Classic | | 1980 |
| KZ1000J1/J2/J3 | | 81-83 |
| KZ1000K1/K2 LTD | | 81-82 |
| KZ1000M1/M2 CSR | | 81-82 |
| KZ1000P1~P21 Police | | 82-02 |
| KZ1000R1/R2 Replica | | 82-83 |
| KZ1100B1/B2 GPz | | 81-82 |
| ZX1100A1/A2 GPz | | 83-84 |

RADIATOR CAP

Universal offroad applications. Fits small round neck radiators. 1.1 rating equals 16 lbs. **Made in Japan.**
Sold each
26-4701 Radiator Cap



15-4103



15-2914

WATERPUMP SHAFT OIL SEALS for KAWASAKI & YAMAHA

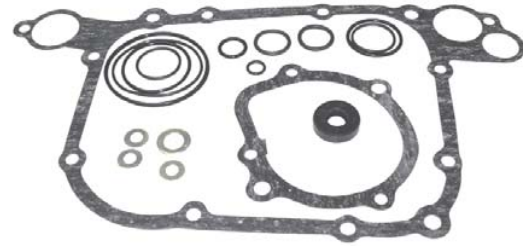
OEM quality replacement Seals. These replacement oil seals are exact replacements for the applications listed. **Made in Japan. Sold pk/4.**

KAWASAKI

| K&L | OEM Ref P/N | Dimensions | |
|----------------------------|-------------|-----------------|-------|
| 15-4103 | 92049-1366 | 8 x 18 x 10 mm | |
| 15-4131 | 92049-1359 | 8 x 18 x 3.5 mm | |
| KX125H2/J/K/L | | | 91-00 |
| KDX200E3/E4/E5/E6 | | | 91-94 |
| KDX250D1/D2/D3/D4 | | | 91-94 |
| KX250H2/J/K/L | | | 91-02 |
| 15-4103 | 92049-1366 | 8 x 18 x 10 mm | |
| KX60B | | | 85-00 |
| KX80E1 | | | 1983 |
| KX80E3/G/J2/L/N/R/T/W | | | 85-00 |
| KX100B/C | | | 95-00 |
| KX125B1/B2 | | | 82-83 |
| KX125C1 | | | 1984 |
| KX125D1 | | | 1985 |
| KX125E1/E2 | | | 86-87 |
| KX125F1/G1 | | | 88-89 |
| KX125H1 | | | 1990 |
| KDX200E1/E2 | | | 89-90 |
| KXF250A1/A2 Tecate 4 (ATV) | | | 86-87 |
| KX250C/D/E/F/G/H/J/K/L | | | 83-02 |
| KXT250A/B Tecate 3 (ATV) | | | 84-87 |
| KX500B/C/D/E | | | 85-04 |

YAMAHA

| | | | |
|-------------------------------------|----------------|------------------|-------|
| 15-2914 | 93103-10168-00 | 10 x 31 x 13.5mm | |
| YZ80K/L/N/S/T/U/W/A/B/D | | | 83-92 |
| YZ80E1/F1/G1/H1/J1/K1/L/M1 | | | 93-01 |
| YZ125S/T/U/W/A/B/D1 | | | 86-92 |
| YZ125E1/F1/G1/H1/J1 | | | 93-97 |
| WR200RD | | | 1992 |
| YZ250WRW/WRA | | | 89-90 |
| WR250ZB/ZD/ZE/ZF | | | 91-94 |
| WR250ZG/ZH/ZJ | | | 95-97 |
| YTZ250N/S Tri-Moto ATV | | | 85-86 |
| YZ250K/L/N/S/T/U/W/A1/B1/D1 | | | 83-92 |
| YZ250E1/F1/G1/H1/J1 | | | 93-97 |
| YFZ350T/U/W/A/B/D/E/F/G Banshee ATV | | | 87-95 |
| YFZ350H/J/K/L/M/N/P/R Banshee ATV | | | 96-03 |
| 15-3082 | 93102-12321-00 | 12 x 22 x 5mm | |
| YZ85P/R | | | 02-03 |
| YZ125K1/L1/M1/N1/P | | | 98-02 |
| YZ250FN/FP (4-stroke) | | | 01-02 |
| YZ250K1/L1/M1/N1/P/R | | | 98-03 |
| WR250FN/FP/FR (4-stroke) | | | 01-03 |
| YZ426FN/FP (4-stroke) | | | 01-02 |
| WR426FN/FP (4-stroke) | | | 01-02 |



K&L WATERPUMP SEALING KITS

Made in Japan. Kit contains all necessary gaskets, O-rings and seals to repair oil leaking into waterpump. (oil leakage) **Note:** Mechanical Seal not included.

HONDA

| | | |
|------------------------------|--------------|-------|
| 15-4340 | 17 Piece Kit | |
| GL1000/L Goldwing | | 75-79 |
| GL1100 Goldwing | | 80-83 |
| GL1100A Goldwing Aspencade | | 82-83 |
| GL1100I Goldwing Interstate | | 80-83 |
| 15-4353 | 18 Piece Kit | |
| GL1200 Goldwing | | 1984 |
| GL1200A Goldwing Aspencade | | 84-87 |
| GL1200I Goldwing Interstate | | 84-87 |
| GL1200L Goldwing LTD | | 1985 |
| GL1200SEi Goldwing Aspencade | | 1986 |

KAWASAKI

| | | |
|-------------------------------------|--------------|-------|
| 15-4471 | 9 Piece Kit | |
| ZL600A1/A2 Eliminator | | 86-87 |
| ZX600A1/A2/A3 Ninja 600R | | 85-87 |
| ZX600B1 Ninja 600RX | | 1986 |
| ZX600C1/C2 Ninja 600R | | 88-89 |
| 15-4472 | 9 Piece Kit | |
| ZL600B2/B2 Eliminator 600 | | 96-97 |
| ZX600C3/C4/C5/C6 Ninja 600R | | 90-93 |
| ZX600C7/C8/C/C10 Ninja 600R | | 94-97 |
| 15-4473 | 10 Piece Kit | |
| ZX600D1/D2/D3/D4 Ninja ZX-6 | | 90-93 |
| ZX1000B1/B2/B3 Ninja ZX-10 | | 88-90 |
| ZX1100C1/C2/C3/C4 Ninja ZX-11 | | 90-93 |
| ZX1100D1/D2/D3/D4/D5/D6 Ninja ZX-11 | | 93-98 |
| ZX11007/D8/D9 Ninja ZX-11 | | 99-01 |
| ZX1100E1/E2/E3 GPz | | 95-97 |
| ZX1100F1 GPz (ABS) | | 1996 |
| ZX1200C1/C2/C3/C4 ZZR1200 | | 02-05 |

YAMAHA

| | | |
|--------------------------------------|-------------|-------|
| 15-4474 | 7 Piece Kit | |
| XVZ12/XVZ13 Venture & Venture Royale | | 83-93 |
| VMX12N/NC/S/SC V-Max | | 85-86 |
| VMX12U/UC/W/WC/A/AC/B/BC V-Max | | 88-91 |
| VMX12D/DC/E/EC/F/FC/G/GC V-Max | | 92-95 |
| VMX12H/HC/J/JC/K/KC/L/LC V-Max | | 96-99 |
| VMX12M/MC/N/NC/P/PC/R V-Max | | 00-03 |

Tool Up for Profit™
www.klsupply.com

SHOP EQUIP & TOOLS

HARD PARTS

CARB & FUEL

IGNITION/ELECTRICAL

CONTROL

SUSPENSION

ACCESSORIES

CLUTCH SLAVE CYLINDER REPAIR KITS

SHOP EQUIP & TOOLS

HARD PARTS

CARB & FUEL

IGNITION/ELECTRICAL

CONTROL

SUSPENSION

ACCESSORIES



32-0129

K&L CLUTCH SLAVE CYLINDER REPAIR KIT

Kit includes push lever seals, clutch pushrod oil seal, spring and bleeder bolt cap. *Made in Japan.*

HONDA

| | |
|---|-------|
| 32-0129 Clutch Slave Cylinder Repair Kit CCK-101 | |
| CB550SC Nighthawk | 1983 |
| CB650SC Nighthawk | 83-85 |
| CB700SC Nighthawk | 84-86 |
| VF700C Magna | 84-87 |
| VF700F Interceptor | 84-85 |
| VF700S Sabre | 84-85 |
| VT700C Shadow | 84-87 |
| VF750C | 82-83 |
| VF750C Magna | 1988 |
| VF750F Interceptor | 83-84 |
| VF750S Sabre | 82-83 |
| VT750C Shadow | 1983 |
| PC800 Pacific Coast | 89-90 |
| PC800 Pacific Coast | 94-98 |
| VT800C Shadow | 1988 |
| VF1100C Magna | 83-86 |
| VF1100S Sabre | 84-85 |
| VT1100C Shadow 1100 | 85-90 |
| VT1100C Shadow 1100 | 92-96 |



32-0146

HONDA

| | |
|---|-------|
| 32-0146 Clutch Slave Cylinder Repair Kit CCK-102 | |
| VF1000F Interceptor | 1984 |
| VF1000R | 85-86 |
| GL1200 Goldwing | 1984 |
| GL1200A Goldwing Aspencade | 84-87 |
| GL1200I Goldwing Interstate | 84-87 |
| GL1200L LTD | 1985 |
| GL1200SEi | 1986 |



32-0158

KAWASAKI

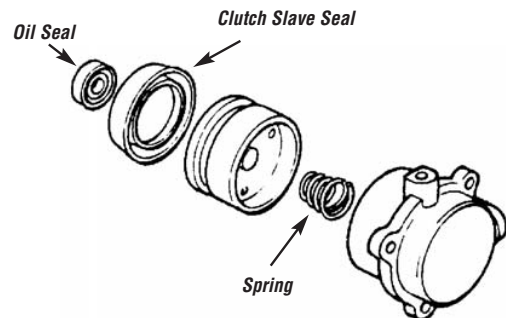
| | |
|---|-------|
| 32-0158 Clutch Slave Cylinder Repair Kit CCK-402 | |
| ZL900A1/A2 Eliminator | 85-86 |
| ZX900A1/A2/A3 Ninja 900R | 84-86 |
| ZL1000A1 Eliminator | 1987 |
| ZX1000A1/A2 Ninja 1000R | 86-87 |
| ZG1200A1 Voyager XII | 1986 |
| ZG1200B1-B17 Voyager XII | 87-03 |
| ZX1200C1/C2/C3/C4 ZZR1200 | 02-05 |
| VN1500A1/A2/A3/A4/A5 Vulcan | 88-91 |
| VN1500A6/A7/A8/A9 Vulcan 88 | 92-95 |
| VN1500A10/A11/A12 Vulcan 1500 | 96-98 |
| VN1500B1/B2/B3/B4 Vulcan 88 SE | 87-90 |
| VN1500C3/C4 Vulcan 1500L | 96-97 |
| VN1500D1/D2 Vulcan 1500 Classic | 96-97 |
| VN1500E1/E2/E3/E4/E5/E6/E7 Vulcan1500 Classic | 98-04 |
| VN1500G1/G1A/G2A/G3 Vulcan 1500 Nomad | 99-01 |
| VN1500J1/J2 Vulcan 1500 Drifter | 99-00 |
| VN1500L1/L2/L3/L4/L5 Vulcan 1500 Nomad F.I. | 00-04 |
| VN1500N1/N2/N3 Vulcan 1500 Classic F.I. | 00-02 |
| VN1500P1/P2 Vulcan 1500 Mean Streak | 02-03 |
| VN1500R1/R2/R3/R4/R5 Vulcan 1500 Drifter | 01-05 |
| VN1600A1/A2 Vulcan1600 Classic | 03-04 |
| VN1600B1/B2 Vulcan 1600 Mean Streak | 04-05 |



32-0150

HONDA

| | |
|---|-------|
| 32-0150 Clutch Slave Cylinder Repair Kit CCK-103 | |
| VF500C Magna | 84-85 |
| VF500F Interceptor | 84-85 |
| VFR700F Interceptor | 1986 |
| VFR700F2 Interceptor | 86-87 |
| VFR750F Interceptor | 1986 |
| VFR750F | 90-97 |
| VFR750R (RC30) | 1990 |
| VFR800FI Interceptor | 98-03 |
| CB1000 | 94-95 |
| CBR1000F Hurricane | 87-88 |
| CBR1000F Hurricane | 90-91 |
| CBR1000F Hurricane | 93-96 |
| ST1100 | 91-02 |
| ST1100A (ABS II) | 92-02 |
| GL1500 Goldwing | 88-90 |
| GL1500A Goldwing Aspencade | 91-00 |
| GL1500I Goldwing Interstate | 91-96 |
| GL1500SE | 90-00 |
| GL1500C Valkyrie | 97-01 |
| GL1500CF Valkyrie Interstate | 99-01 |
| GL1500CT Valkyrie Tourer | 97-00 |
| GL1500CD Valkyrie | 2002 |



CLUTCH SLAVE CYLINDER REPAIR KITS



32-0157



32-0128

KAWASAKI

32-0157 Clutch Slave Cylinder Repair Kit CCK-401

| | |
|--|-------|
| ZX750F1/F2/F3/F4 Ninja 750R | 87-90 |
| ZX750H1/H2 Ninja ZX-7 | 89-90 |
| ZX750J1/J2 Ninja ZX-7 | 91-92 |
| ZX750K1/K2 Ninja ZX-7R | 91-92 |
| ZX750L1/L2/L3 Ninja ZX-7 | 93-95 |
| ZX750M1/M2 Ninja ZX-7R | 93-94 |
| ZX750N1/N2 Ninja ZX-7RR | 96-97 |
| ZX750P1/P2/P3/P4/P5/P6/P7/P8 Ninja ZX-7R | 96-03 |
| ZX900B1/B2/B3/B4 Ninja ZX-9R | 94-97 |
| ZG1000A1~A20 Concours | 86-05 |
| ZX1000B1/B2/B3 Ninja ZX-10 | 88-90 |
| ZR1100A1/A2/A3/A4 | 92-95 |
| ZR1100C3/C4 ZRX1100 | 99-00 |
| ZX1100C1/C2/C3/C4 Ninja ZX-11 | 90-93 |
| ZX1100D1~D9 Ninja ZX-11 | 93-01 |
| ZX1100E1/E2/E3 GPz1100 | 95-97 |
| ZX1100F1 GPz 1100 ABS | 1996 |
| ZR1200A1/A2/A3/A4/A5 ZRX1200R | 01-05 |



32-0177

SUZUKI

32-0177 Clutch Slave Cylinder Repair Kit CCK-302

| | |
|---------------------------------------|-------|
| RF900RR/RS/RT/RV | 94-97 |
| RF900RZS | 1995 |
| GSX1100GM/GN/GP Shaft | 91-93 |
| GSX-R1100G/H/J | 86-88 |
| GSX-R1100K/L/M/N | 89-92 |
| GSX-R1100WP/WR/WS/WT/WV/WW | 93-98 |
| GSF1200SV/SW/SX/SY/SK1/SK2/SK3 Bandit | 97-03 |
| GSF1200SAV Bandit | 1997 |
| GSX1300RX/RX/RK1/RK2/RK3/RK4 Hayabusa | 99-04 |

YAMAHA

32-0128 Clutch Slave Cylinder Repair Kit CCK-201

| | |
|--|-------|
| FZ700T/TC | 1987 |
| FZ700S/SC/T/TC | 86-87 |
| FZ750N/S/SC | 85-86 |
| FZ750U/UC | 1988 |
| FZR750RT/RU | 87-88 |
| YZF750RF/RFC | 1994 |
| YZF750RH/RHC/RJ/RJC/RK/RKC | 96-98 |
| FZR1000T/TC/U/UC/W/WC/A/AC | 87-90 |
| FZR1000B/BC/D/DC/E/EC/F/FC/G/GC | 91-95 |
| GTS1000AE/AEC/AF/AFC | 93-94 |
| YZF1000RJ/RJC | 1997 |
| FJ1100L/LC/N/NC | 84-85 |
| FJ1200S/SC/T/TC | 86-87 |
| FJ1200W/WC/A/AC/B/BC/D/DC | 89-92 |
| FJ1200AD/ADC/AE/AEC (ABS) | 92-93 |
| VMX12N/NC/S/SC V-Max | 85-86 |
| VMX12U/UC/W/WC/A/AC/B/BC V-Max | 88-91 |
| VMX12D/DC/E/EC/F/FC/G/GC/H/HC V-Max | 92-96 |
| VMX12J/JC/K/KC/L/LC/M/MC/N/NC V-Max | 97-01 |
| VMX12P/PC/R/S1/S1C V-Max | 02-04 |
| XVZ12TK/L/KC2 Venture | 83-84 |
| XVZ12TDK Venture Royale | 1983 |
| XVZ12DL/DKC2/DN Venture Royale | 84-85 |
| XVZ13T/TC/U/UC Venture | 87-88 |
| XVZ13DS/DSC/DT/DTC Venture Royale | 86-87 |
| XVZ13DU/DUC/DW/DWC Venture Royale | 88-89 |
| XVZ13DA/DAC/DB/DBC Venture Royale | 90-91 |
| XVZ13DD/DDC/DE/DEC Venture Royale | 92-93 |
| XVZ13AH/AHC/AJ/AJC/AK/AKC Royal Star | 96-98 |
| XVZ13AL/ALC/AM/AMC Royal Star | 99-00 |
| XVZ1300AN/ANC Royal Star Boulevard | 2001 |
| XVZ13ATH/ATHC/ATJ/ATJC Royal Star | 96-97 |
| XVZ13ATK/ATKC/ATL/ATLC Royal Star Tour Classic | 98-99 |
| XVZ13ATM/ATMC Royal Star Tour Classic | 2000 |
| XVZ13LTJ/LTJC/LTK/LTKC Royal Star Tour Deluxe | 97-98 |
| XVZ13LTL/LTLC/LTM/LTMC Royal Star Tour Deluxe | 99-00 |
| XVZ13LTN Royal Star Tour Deluxe | 2001 |
| XVZ13TFL/TFLC/TFM/TFMC Royal Star Venture | 99-00 |
| XVZ13TFN/TFNC/TFP/TFPC Royal Star Venture | 01-02 |
| XVZ1300TFR/TFRC/TF5/TF5C Royal Star Venture | 03-04 |
| XVZ13TFSM/TFSMC Royal Star Venture MM | 2000 |
| XVZ13TFSP/TFSPC Royal Star Midnight Venture | 2002 |
| XVZ1300TFSR/TFSRC Royal Star Midnight Venture | 2003 |
| XVZ1300TFMS/TFMSC Royal Star Midnight Venture | 2004 |

SHOP EQUIP & TOOLS

HARD PARTS

CARB & FUEL

IGNITION/ELECTRICAL

CONTROL

SUSPENSION

ACCESSORIES



K&L BLEEDER BOLT RUBBER CAPS

Sold pk/10. *Made in Japan.*

33-1149 Brake Bleeder Bolt Rubber Caps

Toll Free: 800-727-6767

Fax: 408-727-4842

www.klsupply.com

CLUTCH COVER GASKETS

SHOP EQUIP & TOOLS

HARD PARTS

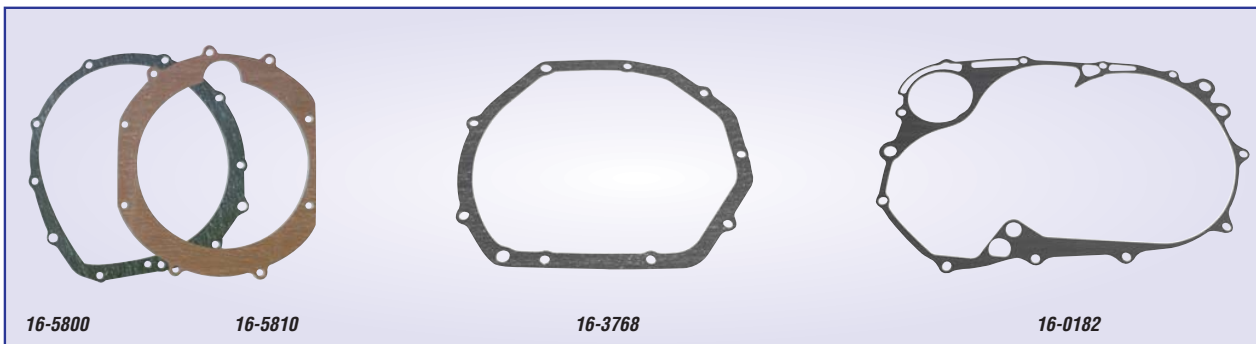
CARB & FUEL

IGNITION/ELECTRICAL

CONTROL

SUSPENSION

ACCESSORIES



CLUTCH COVER GASKETS

Sold in pk/2.

HONDA Street

| | | |
|--------------------|---------------|-------|
| 16-3757 | 11393-MV9-670 | |
| CBR600F2 Hurricane | | 91-94 |
| CBR600F3 Hurricane | | 95-98 |
| CBR600SE | | 1998 |
| CBR600SJR Replica | | 1996 |
| CBR900RR | | 93-99 |

| | | |
|---------------------|---------------|-------|
| 16-5800 | 11396-425-306 | |
| CB750C Custom | | 80-82 |
| CB750F Super Sport | | 79-82 |
| CB750K | | 79-82 |
| CB750L LTD | | 1979 |
| CB750SC Nighthawk | | 82-83 |
| CB900C Custom | | 80-82 |
| CB900F Super Sport | | 81-82 |
| CB1000C Custom | | 1983 |
| CB1100F Super Sport | | 1983 |

| | | |
|-----------------------------|---------------|-------|
| 16-3808 | 11393-463-306 | |
| GL1100 Goldwing | | 80-83 |
| GL1100A Goldwing Aspencade | | 82-83 |
| GL1100I Goldwing Interstate | | 80-83 |

| | | |
|------------------------------|---------------|-------|
| 16-3802 | 11351-MN5-651 | |
| GL1500 Goldwing | | 88-90 |
| GL1500A Goldwing Aspencade | | 91-00 |
| GL1500I Goldwing Interstate | | 91-96 |
| GL1500SE | | 90-00 |
| GL1500C Valkyrie | | 97-01 |
| GL1500CF Valkyrie Interstate | | 99-01 |
| GL1500CT Valkyrie Tourer | | 97-00 |
| GL1500CD Valkyrie | | 2002 |

KAWASAKI Street

| | | |
|--------------------------|------------|-------|
| 16-3767 | 11060-1148 | |
| ZL600A1/A2 Eliminator | | 86-87 |
| ZL600B2/B3 Eliminator | | 96-97 |
| ZX600A1/A2/A3 Ninja 600R | | 85-87 |
| ZX600B1 Ninja 600RX | | 1987 |
| ZX600C1~C10 Ninja 600R | | 88-97 |

| | | |
|--------------------------|------------|-------|
| 16-6053 | 11009-1984 | |
| KZ650B1/B2/B2A/B3 | | 77-79 |
| KZ650C1/C2/C3 Custom | | 77-79 |
| KZ650D1/D1A/D2 SR | | 78-79 |
| KZ650E1/F1 | | 1980 |
| KZ650H1/H2/H3 CSR | | 81-83 |
| KZ700A1 | | 1984 |
| ZN700A1/A2 LTD | | 84-85 |
| KZ750E1/E2/E3 | | 80-82 |
| KZ750F1/F2 Spectre & LTD | | 83-84 |

KAWASAKI Street

| | | |
|----------------------|------------|-------|
| 16-6053 | 11009-1984 | |
| KZ750H1/H2/H3/H4 LTD | | 80-83 |
| KZ750L3 | | 1983 |
| KZ750N1/N2 Spectre | | 82-83 |
| KZ750R1 GPz | | 1982 |
| ZR750C1/C2/C3 ZR750 | | 91-93 |
| ZR750F2 ZR-7 | | 2000 |
| ZR750H1/H2/H3 ZR-7 | | 01-03 |
| ZX750A1/A2/A3 GPz | | 83-85 |
| ZX750E1/E2 GPz Turbo | | 84-85 |

| | | |
|------------------------------|------------|-------|
| 16-5810 | 11060-1529 | |
| Z1/Z1A/Z1B-900 | | 73-75 |
| KZ900A4/A5 | | 76-77 |
| KZ900B1 LTD | | 1976 |
| KZ1000A1/A2 | | 77-78 |
| KZ1000A3/A3A/A4 MKII | | 79-80 |
| KZ1000B1/B2/B3/B4 LTD | | 77-80 |
| KZ1000C1/C1A/C2/C3/C4 Police | | 78-81 |
| KZ1000D1 Z1R | | 1978 |
| KZ1000D3 Z1R | | 1980 |
| KZ1000E1/E2 Shaft ST | | 79-80 |
| KZ1000G1 Classic LTD | | 1980 |

| | | |
|----------------------|------------|-------|
| 16-6052 | 11060-1070 | |
| KZ1000J1/J2/J3 | | 81-83 |
| KZ1000K1/K2 LTD | | 81-82 |
| KZ1000M1/M2 CSR | | 81-82 |
| KZ1000P1~P21 Police | | 82-02 |
| KZ1000R1/R2 Replica | | 82-83 |
| KZ1100A1/A2/A3 Shaft | | 81-83 |
| KZ1100B1/B2 GPz | | 81-82 |
| KZ1100D1/D2 Spectre | | 82-83 |
| KZ1100L1 LTD | | 1983 |
| ZN1100B1/B2 LTD | | 84-85 |
| ZX1100A1/A2 GPz | | 83-84 |

KAWASAKI ATV

| | | |
|---------------------|------------|-------|
| 16-3810 | 11060-1238 | |
| KSF250A1~A17 Mojave | | 87-03 |

KAWASAKI Offroad

| | | |
|-------------------|------------|-------|
| 16-3812 | 11009-1971 | |
| KX80G/J/L/N/R/T/W | | 86-00 |
| KX85A1/A2/A3 | | 01-03 |
| KX100B/C/D | | 95-03 |

Toll Free: 800-727-6767

Fax: 408-727-4842

www.klsupply.com

CLUTCH COVER GASKETS

SUZUKI Street

| | |
|----------------------------|-------|
| 16-3768 11482-27A20 | |
| GSF600ST~SK2 Bandit | 96-02 |
| CSX600FJ~FK2 Katana | 88-02 |
| GSX750FK~FK2 Katana | 89-02 |
| GSX-R750G/RG/H/J/K/L/M/N | 86-92 |
| GSX1100FJ~FP Katana | 88-93 |
| GSX1100GM/GN/GP Shaft | 91-93 |
| GSX-R1100G/H/J | 86-88 |
| GSX-R1100K/L/M/N | 89-92 |
| GSF1200SV~SK2 Bandit | 97-02 |

16-3758 11482-17E00


| | |
|----------------------|-------|
| GSX-R600WN/WP | 92-93 |
| RF600RR/RS/RT | 94-96 |
| GSX-R750WP/WR/WS | 93-95 |
| RF900RR/RS/RZS/RT/RV | 94-97 |
| GSX-R1100WP~WW | 93-98 |

16-6047 11482-49201-H17

| | |
|---------------------------------|-------|
| GS1000SZ Katana | 1983 |
| GS1100ET/EX/EZ/ED/ESD | 80-83 |
| GS1100LT | 1980 |
| GS1100SD Katana | 1983 |
| GS1150ES3/EF/EF2/EG/ESE/ESF/ESG | 83-86 |

SUZUKI ATV

| | |
|---------------------------------------|-------|
| 16-3842 11482-19B12 | |
| LT-F250J/K/L/M/N/P/R/S/T/V/W/X/Y/K1 | 88-01 |
| LT-F250FX/FY/FK1/FK2 Quadrunner | 99-02 |
| LT-4WDH/J/K/L/M/N/P/R/S/T | 87-96 |
| LT-4WDV/WDW Quadrunner 250 | 97-98 |
| LT-FWDV/WDW Quadrunner 250 | 97-98 |
| LT-F300FX/FY/FK1 King Quad | 99-01 |
| LT-F4WDXM/N/P/R/S/T/V/W King Quad 300 | 91-98 |



YAMAHA Street

| | |
|--------------------------------|-------|
| 16-3840 3GG-15461-02-00 | |
| RZ350L/N/NC/NCII | 84-85 |

16-0182 3EG-15462-00-00

| | |
|----------------------------|-------|
| XV700L/LC/N/NC Virago | 84-85 |
| XV700CS/CSC/CT/CTC Virago | 86-87 |
| XV700SS/SSC Virago | 1987 |
| XV750H/J/K Virago | 81-83 |
| XV750MK Midnight Virago | 1983 |
| XV750U/UC-G/GC Virago | 88-95 |
| XV750H1/HC1/J1/JC1 Virago | 96-97 |
| XV920J/K Virago | 82-83 |
| XV920MK Midnight Virago | 1983 |
| XV920RH/RJ Virago | 81-82 |
| XV1000L/LC/N/NC Virago | 84-85 |
| XV1100S/SC-L/LC Virago | 86-99 |
| XV1100SH/SHC-SK/SKC Virago | 96-98 |

16-5135 4CR-15461-01-00

| | |
|---------------------------|-------|
| FJ1200S/SC/T/TC | 86-87 |
| FJ1200W/WC/A/AC/B/BC/D/DC | 89-92 |
| FJ1200AD/ADC/AE/AEC (ABS) | 92-93 |

YAMAHA ATV

| | |
|--------------------------------|-------|
| 16-3841 3JM-15451-11-00 | |
| YFS200U~R Blaster | 88-03 |
| 16-3840 3GG-15461-01-00 | |
| YFZ350T~R Banshee | 87-03 |

CLUTCH HUB NUT SOCKET SET
 Heavy-Duty 1/2" drive, six piece set. Fits most Japanese models.

| |
|--|
| 35-9458 Clutch Hub Nut Socket Set. Includes all sockets and extensions shown in photo |
| 35-9459 Socket Only, 24 x 20mm (second from left in photo) |

CLUTCH & PRIMARY TOOL
 6mm bolts supplied with 5/8" through bolt. This tool is for removing clutch bodies, flywheels and primary gears. Works on **ACTION, COBRA, LEM, KTM,** and **ITALJET** Pee-Wee racer 50cc applications.

| |
|---|
| 35-8605 Clutch & Primary Tool. Seven Hole Special Disk #MP51 |
|---|

SHOP EQUIP & TOOLS

HARD PARTS

CARB & FUEL

IGNITION/ELECTRICAL

CONTROL

SUSPENSION

ACCESSORIES

K&L CLUTCH PLATES

SHOP EQUIP & TOOLS

HARD PARTS

CARB & FUEL

IGNITION/ELECTRICAL

CONTROL

SUSPENSION

ACCESSORIES



K&L CLUTCH PLATES & CLUTCH SPRINGS

K&L Supply is proud to offer these high quality plates from one of the leading clutch manufacturers in Japan, they offer the highest quality available. K&L offers friction plates, metal driven plates and stiffer (10%) clutch spring sets that meet or exceed stock specifications.

NOTE: Friction Plates and Metal Drive Plates are sold each. Please note that some applications require more than one type of friction plate.

Specify quantity and part number required when ordering. Clutch Springs are sold in sets.

When ordering Clutch Springs order qt 1 set only.

| HONDA Street Application | Year | Friction | Drive(Metal) | Spring |
|---------------------------------|-------------|-----------------|---------------------|---------------|
| CB/CL100 Super Sport, Sc | 71-74 | 17-7163 (5) | 17-8155 (4) | _____ |
| CL100/ K1/ K2 Scrambler | 71-73 | 17-7163 (5) | 17-8155 (4) | _____ |
| CL100SK2/ S3 Scrambler | 73-74 | 17-7163 (5) | 17-8155 (4) | _____ |
| CB125S/ S1/ S2 | 73-75 | 17-7163 (5) | 17-8155 (4) | _____ |
| CB125S | 76-85 | 17-7163 (5) | 17-8155 (4) | _____ |
| CL125S/ S1 Scrambler | 73-74 | 17-7163 (5) | 17-8155 (4) | _____ |
| CB175K3~K7 Super Sport | 69-73 | 17-7369 (5) | _____ (4) | _____ |
| CL175K3~K7 Scrambler | 69-73 | 17-7369 (5) | _____ (4) | _____ |
| CM185T Twinstar | 78-79 | 17-7163 (5) | 17-8155 (4) | _____ |
| CB200 | 1974 | 17-7369 (5) | _____ (4) | _____ |
| CB200T | 75-76 | 17-7369 (5) | _____ (4) | _____ |
| CL200 Scrambler | 1974 | 17-7369 (5) | _____ (4) | _____ |
| CM200T Twinstar | 80-82 | 17-7163 (5) | 17-8155 (4) | _____ |
| CM250C Custom | 82-83 | 17-7163 (6) | 17-8155 (6) | _____ |
| CMX250C Rebel | 85-87 | 17-7163 (6) | 17-8155 (6) | _____ |
| CMX250CD Rebel | 1987 | 17-7163 (6) | 17-8155 (6) | _____ |
| VTR250 Interceptor | 1988 | 17-7163 (6) | _____ (6) | _____ |
| | | _____ (1) | _____ | _____ |
| VTR250 Interceptor | 89-90 | 17-7163 (6) | _____ (6) | _____ |
| | | _____ (1) | _____ | _____ |
| CB350F/ F1 (4 cylinder) | 72-74 | 17-7368 (6) | _____ (6) | _____ |
| | | 17-7369 (1) | _____ | _____ |
| CB350G Super Sport | 1973 | 17-1597 (8) | _____ (7) | _____ |
| CB350K0 Super Sport | 68-69 | 17-1597 (8) | _____ (7) | _____ |
| CB350K1~K4 | 69-73 | 17-1597 (8) | _____ (7) | _____ |
| CL350K0 Scrambler | 68-69 | 17-1597 (8) | _____ (7) | _____ |
| CL350K1~K5 Scrambler | 69-73 | 17-1597 (8) | _____ (7) | _____ |
| SL350/ K1/ K2 Moto Sport | 70-73 | 17-1597 (8) | _____ (7) | _____ |
| CB360/ G | 1974 | 17-1597 (8) | _____ (7) | _____ |
| CB360T | 75-76 | 17-1597 (8) | _____ (7) | _____ |
| CJ360T | 76-77 | 17-1597 (8) | _____ (7) | _____ |
| CB400F Super Sport | 75-77 | 17-7368 (6) | _____ (6) | _____ |
| | | 17-7369 (1) | _____ | _____ |
| CB400TI Hawk | 78-79 | 17-7368 (6) | 17-8032 (6) | _____ |
| | | 17-7369 (1) | _____ | _____ |
| CB400TII Hawk | 78-79 | 17-7368 (6) | 17-8032 (6) | _____ |
| | | 17-7369 (1) | _____ | _____ |
| CB400T Hawk | 80-81 | 17-7368 (6) | 17-8032 (6) | _____ |
| | | 17-7369 (1) | _____ | _____ |
| CM400C Custom | 1981 | 17-7368 (6) | 17-8032 (6) | _____ |
| | | 17-7369 (1) | _____ | _____ |
| CM400E | 80-81 | 17-7368 (6) | 17-8032 (6) | _____ |
| | | 17-7369 (1) | _____ | _____ |
| CM400T | 79-81 | 17-7368 (6) | 17-8032 (6) | _____ |
| | | 17-7369 (1) | _____ | _____ |
| CB450K1~K7 Super Sport | 68-74 | 17-5770 (7) | _____ (6) | _____ |

| HONDA Street Application | Year | Friction | Drive(Metal) | Spring |
|---------------------------------|-------------|-----------------|---------------------|---------------|
| CB450T Hawk | 1982 | 17-7368 (6) | 17-8032 (6) | _____ |
| | | 17-7369 (1) | _____ | _____ |
| CB450SC Nighthawk | 82-83 | 17-7368 (6) | 17-8032 (6) | 17-7087 |
| | | 17-7369 (1) | _____ | _____ |
| CB450SC Nighthawk | 85-86 | 17-7368 (6) | 17-8032 (6) | 17-7087 |
| | | 17-7369 (1) | _____ | _____ |
| CL450K1~K6 Scrambler | 68-74 | 17-5770 (7) | _____ (6) | _____ |
| CM450C Custom | 1982 | 17-7368 (6) | 17-8032 (6) | _____ |
| | | 17-7369 (1) | _____ | _____ |
| CM450E | 82-83 | 17-7368 (6) | 17-8032 (6) | _____ |
| | | 17-7369 (1) | _____ | _____ |
| CMX450C Rebel | 86-87 | 17-7368 (6) | 17-8032 (6) | _____ |
| | | 17-7369 (1) | _____ (1) | _____ |
| CB500T | 75-76 | 17-5770 (7) | _____ (6) | _____ |
| CB500/ K1/ K2 | 71-73 | 17-7373 (7) | _____ (6) | _____ |
| CX500 | 78-79 | 17-1597 (6) | _____ (5) | _____ |
| CX500C Custom | 79-82 | 17-1597 (6) | _____ (5) | _____ |
| CX500D Deluxe | 79-81 | 17-1597 (6) | _____ (5) | _____ |
| FT500 Ascot | 82-83 | 17-7368 (6) | _____ (7) | _____ |
| | | 17-7369 (1) | _____ | _____ |
| GL500 Silverwing | 81-82 | 17-1597 (6) | _____ (5) | _____ |
| GL500I Silverwing Interstate | 81-82 | 17-1597 (6) | _____ (5) | _____ |
| VF500C Magna | 84-85 | 17-7163 (8) | _____ (8) | _____ |
| | | _____ (1) | _____ | _____ |
| VF500F Interceptor | 84-86 | 17-7163 (8) | _____ (8) | _____ |
| | | _____ (1) | _____ | _____ |
| VT500C Shadow | 83-86 | 17-7368 (5) | 17-8032 (5) | _____ |
| | | 17-7369 (1) | _____ | _____ |
| VT500FT Ascot | 83-84 | 17-7368 (5) | 17-8032 (5) | _____ |
| | | 17-7369 (1) | _____ | _____ |
| CB550/ K1 | 74-75 | 17-1597 (7) | _____ (5) | _____ |
| CB550/ K | 76-78 | 17-1597 (6) | _____ (5) | _____ |
| | | _____ (1) | _____ | _____ |
| CB550F Super Sport | 1975 | 17-1597 (6) | _____ (6) | _____ |
| | | _____ (1) | _____ | _____ |
| CB550F Super Sport | 1976 | 17-1597 (6) | _____ (6) | 17-7085 |
| up to engine 1139188 | | _____ (1) | _____ | _____ |
| CB550F Super Sport | 76-77 | 17-1597 (6) | _____ (5) | 17-7085 |
| from engine 1139189 | | _____ (1) | _____ (1) | _____ |
| CB550SC Nighthawk | 1983 | 17-7373 (6) | _____ (5) | _____ |
| CB600F (519) | 04-06 | 17-7298 (7) | 17-7127 (7) | _____ |
| | | _____ (1) | _____ | _____ |
| CBR600F Hurricane | 1987 | 17-7373 (5) | _____ (5) | _____ |
| up to Engine 2020218 | | 17-5770 (1) | _____ | _____ |
| CBR600F Hurricane | 1987 | 17-7373 (5) | _____ (5) | _____ |
| from Engine 2020219 on | | 17-5770 (1) | _____ | _____ |
| CBR600F Hurricane | 88-90 | 17-7373 (5) | _____ (4) | _____ |
| | | 17-5770 (1) | _____ (1) | _____ |
| CBR600F2 Hurricane | 1991 | 17-7298 (8) | 17-7495 (8) | _____ |
| | | 17-7369 (1) | _____ | _____ |
| CBR600F2 Hurricane | 1992 | 17-7298 (8) | _____ (8) | _____ |
| | | 17-7369 (1) | _____ | _____ |
| CBR600F2 Hurricane | 93-94 | 17-7298 (8) | 17-7495 (8) | _____ |
| | | 17-7369 (1) | _____ | _____ |
| CBR600F3 Hurricane | 95-98 | 17-7484 (8) | 17-7495 (8) | _____ |
| | | _____ (1) | _____ | _____ |

| HONDA Street Application | Year | Friction | Drive(Metal) | Spring |
|---------------------------------|-------------|--------------------|---------------------|----------------|
| CBR600F4 Hurricane | 99-00 | _____ (5) | 17-7495 (6) | _____ |
| | | 17-7484 (2) | _____ | _____ |
| CBR600RR | 03-06 | 17-7298 (7) | 17-7495 (6) | _____ |
| | | _____ (1) | _____ | _____ |
| VT600C Shadow | 1988 | 17-7298 (6) | 17-8032 (6) | _____ |
| | | _____ (1) | _____ | _____ |
| VT600C Shadow | 1989 | 17-7371 (7) | _____ (7) | _____ |
| | | _____ (1) | _____ | _____ |
| VT600C Shadow | 91-97 | 17-7298 (6) | 17-8032 (6) | _____ |
| | | 17-7369 (1) | _____ | _____ |
| VT600CD Shadow VLX | 93-98 | 17-7298 (6) | 17-8032 (6) | _____ |
| | | 17-7369 (1) | _____ | _____ |
| VT600C Shadow | 99-01 | 17-7484 (6) | 17-8032 (6) | _____ |
| | | _____ (1) | _____ | _____ |
| CB650 | 79-82 | 17-1597 (7) | _____ (7) | 17-7085 |
| | | _____ (1) | _____ | _____ |
| CB650C Custom | 80-81 | 17-1597 (7) | _____ (7) | 17-7085 |
| | | _____ (1) | _____ | _____ |
| CB650SC Nighthawk | 1982 | 17-1597 (7) | _____ (7) | 17-7085 |
| | | _____ (1) | _____ | _____ |
| CB650SC Nighthawk | 83-86 | 17-7373 (6) | _____ (5) | _____ |
| CX650C | 1983 | 17-1597 (7) | _____ (6) | _____ |
| CX650T Turbo | 1983 | _____ (7) | _____ (5) | _____ |
| GL650/I Silverwing | 1983 | 17-1597 (7) | _____ (6) | _____ |
| | | _____ (1) | _____ (1) | _____ |
| NT650 Hawk GT | 88-89 | 17-7371 (7) | _____ (7) | _____ |
| | | _____ (1) | _____ | _____ |
| NT650 Hawk GT | 90-91 | 17-7371 (7) | 17-7495 (7) | _____ |
| | | _____ (1) | _____ | _____ |
| CB700SC Nighthawk | 84-86 | 17-7297 (6) | 17-7491 (5) | _____ |
| VF700C Magna | 84-87 | 17-7297 (6) | 17-7491 (5) | _____ |
| VF700F Interceptor | 84-85 | 17-7297 (7) | 17-7491 (6) | _____ |
| VF700S Sabre | 84-85 | 17-7297 (6) | 17-7491 (5) | _____ |
| VFR700F Interceptor | 1986 | 17-7298 (8) | 17-7495 (8) | _____ |
| | | 17-7369 (1) | _____ | _____ |
| VFR700F2 Interceptor | 86-87 | 17-7298 (8) | 17-7495 (8) | _____ |
| | | 17-7369 (1) | _____ | _____ |
| VT700C Shadow | 84-87 | 17-7297 (6) | 17-7491 (5) | _____ |
| CB750 Nighthawk | 91-03 | 17-7373 (1) | 17-7493 (5) | _____ |
| | | 17-5770 (1) | _____ (1) | _____ |
| | | _____ (5) | _____ | _____ |
| CB750F Super Sport | 75-78 | 17-1598 (6) | 17-7491 (5) | _____ |
| | | _____ (1) | _____ (1) | _____ |
| CB750C/F/K/L twin cam | 79-82 | 17-7371 (7) | 17-8018 (6) | _____ |
| | | 17-7372 (1) | _____ (1) | _____ |
| CB750SC Nighthawk | 82-83 | 17-7371 (7) | 17-8018 (6) | _____ |
| | | 17-7372 (1) | _____ (1) | _____ |
| VF750C Magna | 82-83 | 17-7297 (6) | 17-7491 (5) | _____ |
| VF750C Magna | 1988 | 17-7297 (6) | 17-7491 (5) | _____ |
| VF750C Magna | 94-01 | 17-7298 (8) | 17-7495 (8) | _____ |
| | | 17-7369 (1) | _____ | _____ |
| VF750C Magna Deluxe | 95-01 | 17-7298 (8) | 17-7495 (8) | _____ |
| | | 17-7369 (1) | _____ | _____ |
| VF750F Interceptor | 83-84 | 17-7297 (7) | 17-7491 (6) | _____ |
| VF750S Sabre | 82-83 | 17-7297 (6) | 17-7491 (5) | _____ |
| VFR750F Interceptor | 1986 | 17-7298 (8) | 17-7495 (8) | _____ |
| | | 17-7369 (1) | _____ | _____ |
| VFR750F | 90-97 | 17-7298 (8) | 17-7495 (8) | _____ |
| | | 17-7369 (1) | _____ | _____ |
| VT750C Shadow | 1983 | 17-7297 (6) | 17-7491 (5) | _____ |
| PC800 Pacific Coast | 89-90 | 17-7297 (2) | _____ (6) | _____ |
| | | _____ (5) | _____ | _____ |
| PC800 Pacific Coast | 94-98 | 17-7297 (2) | _____ (6) | _____ |
| | | _____ (5) | _____ | _____ |
| VFR800FI Interceptor | 98-99 | 17-7298 (8) | 17-7495 (8) | _____ |
| | | 17-7369 (1) | _____ | _____ |
| VT800C Shadow | 1988 | 17-7297 (6) | 17-7491 (5) | _____ |

| HONDA Street Application | Year | Friction | Drive(Metal) | Spring |
|---------------------------------|-------------|--------------------|---------------------|---------------|
| CB900C/F | 80-82 | 17-7371 (7) | 17-8018 (6) | _____ |
| | | 17-7372 (1) | _____ (1) | _____ |
| CB900F (919) | 02-03 | 17-7298 (7) | 17-7127 (7) | _____ |
| | | _____ (1) | _____ | _____ |
| CB900RR | 93-95 | 17-7298 (8) | _____ (8) | _____ |
| | | _____ (1) | _____ | _____ |
| CB900RR | 96-97 | 17-7368 (9) | 17-7127 (8) | _____ |
| | | _____ (1) | _____ | _____ |
| CB900RR | 98-99 | 17-7298 (7) | 17-7127 (8) | _____ |
| | | _____ (1) | _____ | _____ |
| CB929RR | 00-01 | 17-7298 (8) | _____ (8) | _____ |
| | | _____ (1) | _____ | _____ |
| CB954RR | 02-03 | 17-7298 (8) | _____ (8) | _____ |
| | | _____ (1) | _____ | _____ |
| CB1000 | 94-95 | 17-5770 (1) | 17-7493 (8) | _____ |
| | | 17-7297 (8) | _____ | _____ |
| CB1000C Custom | 1983 | 17-7371 (7) | 17-8018 (6) | _____ |
| | | 17-7372 (1) | _____ (1) | _____ |
| CBR1000F Hurricane | 87-88 | 17-5770 (1) | 17-7493 (8) | _____ |
| | | 17-7297 (8) | _____ | _____ |
| CBR1000F Hurricane | 90-91 | 17-5770 (1) | 17-7493 (8) | _____ |
| | | 17-7297 (8) | _____ | _____ |
| CBR1000F Hurricane | 93-95 | 17-5770 (1) | 17-7493 (8) | _____ |
| | | 17-7297 (8) | _____ | _____ |
| CBR1000RR | 04-06 | 17-7373 (6) | _____ (6) | _____ |
| | | 17-7297 (2) | _____ (1) | _____ |
| GL1000/L Goldwing | 75-79 | 17-1598 (7) | _____ | _____ |
| | | _____ (1) | _____ | _____ |
| VTR1000 Super Hawk | 97-02 | _____ (10) | 17-7493 (9) | _____ |
| ST1100 | 91-02 | 17-5770 (2) | 17-7493 (9) | _____ |
| | | _____ (8) | _____ | _____ |
| ST1100A (ABS) | 92-02 | 17-5770 (2) | 17-7493 (9) | _____ |
| | | _____ (8) | _____ | _____ |
| VF1100C V65 Magna | 83-86 | _____ (8) | 17-8018 (7) | _____ |
| VF1100S V65 Sabre | 84-85 | _____ (8) | 17-8018 (7) | _____ |
| VT1100C Shadow | 85-90 | 17-7297 (6) | 17-7491 (5) | _____ |
| VT1100C Shadow | 92-96 | 17-7297 (6) | 17-7491 (5) | _____ |
| VT1100C/C2/C2-2 | 97-01 | _____ (7) | 17-7493 (8) | _____ |
| C3/D2/T | | 17-7297 (2) | _____ | _____ |
| GL1500 Goldwing | 88-89 | 17-7371 (9) | _____ (8) | _____ |
| | | _____ (1) | _____ (1) | _____ |
| GL1500 Goldwing | 1990 | 17-7371 (7) | _____ (8) | _____ |
| | | 17-7372 (1) | _____ (1) | _____ |
| | | _____ (1) | _____ | _____ |
| GL1500A Aspencade | 91-98 | 17-7371 (7) | _____ (8) | _____ |
| | | 17-7372 (1) | _____ (1) | _____ |
| | | _____ (2) | _____ | _____ |
| GL1500I Interstate | 91-96 | 17-7371 (7) | _____ (8) | _____ |
| | | 17-7372 (1) | _____ (1) | _____ |
| | | _____ (2) | _____ | _____ |
| GL1500SE | 90-98 | 17-7371 (7) | _____ (8) | _____ |
| | | 17-7372 (1) | _____ (1) | _____ |
| | | _____ (2) | _____ | _____ |

| HONDA ATV | Year | Friction | Drive(Metal) | Spring |
|------------------|-------------|--------------------|---------------------|---------------|
| ATC90/K1/K2/K3 | 70-75 | 17-7166 (3) | _____ (4) | _____ |
| ATC90 | 76-78 | 17-7166 (3) | _____ (4) | _____ |
| TRX90 Fourtrax | 93-03 | 17-7163 (4) | 17-8155 (3) | _____ |
| ATC110 | 79-85 | 17-7166 (3) | _____ (4) | _____ |
| ATC125M | 84-85 | 17-7166 (3) | _____ (4) | _____ |
| ATC125M | 86-87 | 17-7163 (4) | 17-8155 (3) | _____ |
| TRX125 Fourtrax | 85-86 | 17-7166 (3) | _____ (4) | _____ |
| TRX125 Fourtrax | 87-88 | 17-7163 (4) | 17-8155 (3) | _____ |
| ATC185 | 1980 | 17-7163 (4) | 17-8155 (3) | _____ |

Tool Up for Profit™
www.klsupply.com

SHOP EQUIP & TOOLS

HARD PARTS

CARB & FUEL

IGNITION/ELECTRICAL

CONTROL

SUSPENSION

ACCESSORIES

K&L CLUTCH PLATES

SHOP EQUIP & TOOLS

HARD PARTS

CARB & FUEL

IGNITION/ELECTRICAL

CONTROL

SUSPENSION

ACCESSORIES

| HONDA ATV | | | | |
|---------------------------|-------|-------------|--------------|---------|
| Application | Year | Friction | Drive(Metal) | Spring |
| ATC185S | 81-83 | 17-7163 (4) | 17-8155 (3) | — |
| ATC200E/ES/M/S/X | 81-85 | 17-7163 (4) | 17-8155 (3) | — |
| ATC200X | 83-85 | 17-7163 (5) | 17-8155 (4) | 17-7085 |
| ATC200X | 86-87 | 17-7163 (5) | — | 17-7085 |
| TRX200 Fourtrax 200 | 1984 | 17-7163 (4) | 17-8155 (3) | — |
| TRX200/D/SX Fourtrax | 86-97 | 17-7163 (5) | — | — |
| ATC250ES | 85-87 | 17-7368 (5) | 17-8164 (4) | — |
| ATC250R | 81-84 | 17-7160 (7) | — | — |
| ATC250R | 1985 | 17-7298 (7) | — | — |
| ATC250R | 1986 | 17-7298 (7) | 17-8164 (4) | — |
| ATC250SX | 85-87 | 17-7368 (5) | 17-8164 (4) | — |
| TRX250 Fourtrax 250 | 85-87 | 17-7368 (5) | 17-8164 (4) | — |
| TRX250 Recon | 97-01 | 17-7163 (5) | — | — |
| TRX250R Fourtrax 250R | 86-89 | 17-7298 (7) | 17-8164 (4) | — |
| TRX250X Fourtrax 250X | 87-88 | 17-7298 (6) | 17-8164 (5) | — |
| TRX250X Fourtrax 250X | 91-92 | 17-7298 (6) | 17-8164 (5) | — |
| TRX300 Fourtrax 300 | 88-00 | 17-7368 (6) | 17-8164 (5) | — |
| TRX300EX | 93-03 | 17-7298 (6) | 17-8164 (5) | — |
| TRX300FW Fourtrax 300 4x4 | 88-00 | 17-7368 (6) | 17-8164 (5) | — |
| ATC350X | 85-86 | 17-7298 (6) | 17-8164 (5) | — |
| TRX350 Fourtrax 4x4 | 86-87 | 17-7368 (6) | 17-8164 (5) | — |
| TRX350D Foreman 4x4 | 87-89 | 17-7368 (6) | 17-8164 (5) | — |
| TRX400EX | 99-03 | 17-7484 (7) | — | — |
| TRX400FW Foreman | 95-01 | 17-7368 (6) | 17-8164 (5) | — |
| TRX400FW Foreman | 2003 | 17-7368 (6) | — | — |
| TRX400FM Foreman | 2002 | 17-7368 (6) | 17-8164 (5) | — |
| TRX450S/ES Foreman | 98-01 | 17-7368 (6) | 17-8164 (5) | — |
| TRX450FE Foreman S/ ES | 02-03 | 17-7368 (6) | — | — |
| TRX450R SportTrax | 04-05 | 17-7483 (7) | 17-7030 (7) | — |
| | | — (1) | — | — |
| TRX500FE/FM/TM Foreman | 05-06 | 17-7368 (7) | 17-8164 (5) | — |
| HONDA Dual Sport/Offroad | | | | |
| CR60R | 83-84 | 17-7163 (4) | 17-8155 (3) | — |
| XL75 | 77-79 | 17-7163 (3) | 17-8155 (3) | — |
| XR75/K1/K2 | 73-75 | 17-7163 (3) | 17-8155 (3) | — |
| XR75 | 76-78 | 17-7163 (3) | 17-8155 (3) | — |
| CR80R | 80-83 | 17-7163 (4) | 17-8155 (3) | — |
| CR80R | 84-86 | 17-7163 (5) | — | — |
| CR80R | 87-02 | 17-7163 (5) | 17-8155 (4) | — |
| CR80RB | 96-02 | 17-7163 (5) | 17-8155 (4) | — |
| XL80S | 80-85 | 17-7163 (3) | 17-8155 (2) | — |
| XR80 | 79-84 | 17-7163 (3) | 17-8155 (2) | — |
| XR80R | 85-88 | 17-7163 (3) | 17-8155 (2) | — |
| XR80R | 90-91 | 17-7163 (3) | 17-8155 (2) | — |
| XR80R | 93-03 | 17-7163 (3) | 17-8155 (2) | — |
| CT90 Trail 90 | 69-79 | 17-7166 (3) | — | — |
| ST90/K1/K2 Trail Sport 90 | 73-75 | 17-7166 (3) | — | — |
| SL100K/K1/K2/K3 | 70-73 | 17-7163 (5) | 17-8155 (4) | — |
| XL100/K1 | 74-75 | 17-7163 (5) | 17-8155 (4) | — |
| XL100 | 76-78 | 17-7163 (5) | 17-8155 (4) | — |
| XL/XR100 | 79-03 | 17-7163 (4) | 17-8155 (3) | — |
| CT110 | 80-84 | 17-7166 (3) | — | — |
| CT110 | 1986 | 17-7166 (3) | — | — |
| CR125R | 1981 | 17-7163 (6) | — | — |
| CR125R | 1982 | 17-7163 (7) | — | — |
| CR125R | 83-84 | 17-7298 (6) | — | — |
| CR125R | 1985 | 17-5784 (6) | — | — |
| CR125R | 86-99 | 17-5784 (7) | — | — |
| CR125R | 00-03 | 17-5784 (8) | — | — |
| CT125 Trail 125 | 1977 | 17-7163 (4) | 17-8155 (4) | — |
| NX125 | 88-90 | — (1) | 17-8155 (4) | — |
| | | 17-7163 (5) | — | — |
| SL125/K1/K2 | 71-73 | 17-7163 (5) | 17-8155 (4) | — |
| TL125/K1/K2 Trials | 73-75 | 17-7163 (4) | 17-8155 (3) | — |
| TL125S Trials | 1976 | 17-7163 (5) | 17-8155 (4) | — |
| XL125/K1 | 74-85 | 17-7163 (5) | 17-8155 (4) | — |
| SL175/K1 | 70-72 | 17-7369 (5) | — | — |

| HONDA Dual Sport/Offroad | | | | |
|--------------------------|-------|-------------|--------------|---------|
| Application | Year | Friction | Drive(Metal) | Spring |
| XL175 | 73-78 | 17-7369 (5) | — | (4) — |
| XL185S | 79-83 | 17-7163 (5) | 17-8155 (4) | — |
| XR185 | 1979 | 17-7163 (5) | 17-8155 (4) | — |
| TLR200 Reflex | 86-87 | 17-7163 (5) | 17-8155 (4) | — |
| TR200 Fatcat | 1986 | 17-7163 (5) | — | — |
| XL200/R | 83-84 | 17-7163 (5) | 17-8155 (4) | 17-7085 |
| XR200 | 80-84 | 17-7163 (5) | 17-8155 (4) | — |
| XR200R | 81-83 | 17-7163 (5) | 17-8155 (4) | — |
| XR200R | 84-85 | 17-7298 (5) | 17-8164 (4) | 17-7085 |
| XR200R | 86-88 | 17-7163 (5) | 17-8155 (4) | 17-7085 |
| XR200R | 90-91 | 17-7163 (5) | 17-8155 (4) | 17-7085 |
| XR200R | 93-03 | 17-7163 (5) | 17-8155 (4) | — |
| CRF250R | 04-07 | 17-5784 (8) | 17-8164 (7) | — |
| CRF250X | 04-06 | 17-5784 (7) | 17-8164 (7) | — |
| CR250M/M1 | 73-76 | 17-1597 (7) | — | — |
| CR250R | 78-80 | 17-7160 (7) | — | — |
| CR250R | 81-82 | 17-1597 (7) | — | — |
| CR250R | 84-89 | — (7) | 17-8168 (6) | — |
| CR250R | 1990 | — (8) | 17-8168 (7) | — |
| CR250R | 91-93 | 17-7483 (8) | 17-8168 (7) | — |
| CR250R | 94-03 | 17-7483 (8) | 17-8168 (5) | — |
| | | — | 17-7030 (2) | — |
| MR250 Elsinore offroad | 1976 | 17-1597 (7) | — | — |
| MT250/K1 Enduro-Dual | 74-75 | 17-1597 (7) | — | — |
| NX250 | 88-90 | 17-7298 (6) | 17-8164 (5) | — |
| TL250 Trials | 75-76 | 17-1597 (7) | — | — |
| XL250/K1/K2 Motosport | 72-75 | 17-1597 (7) | — | — |
| XL250 | 1976 | 17-1597 (7) | — | — |
| XL250S | 78-80 | 17-7368 (4) | — | (3) — |
| XL250S | 1981 | 17-7368 (4) | — | (4) — |
| | | — | 17-7369 (1) | — |
| XL250R | 82-83 | 17-7368 (4) | — | (4) — |
| | | 17-7369 (1) | — | — |
| XL250R | 84-87 | 17-7298 (5) | 17-8164 (4) | — |
| XR250 | 79-80 | 17-7368 (4) | — | (3) — |
| XR250R | 81-82 | 17-7368 (4) | — | (4) — |
| | | 17-7369 (1) | — | — |
| XR250R | 84-85 | 17-7298 (5) | 17-8164 (4) | — |
| XR250R | 86-95 | 17-7298 (6) | 17-8164 (5) | — |
| XR250R | 96-03 | 17-7484 (6) | 17-8164 (5) | — |
| XR250L | 91-96 | 17-7298 (6) | 17-8164 (5) | — |
| SL350/K1/K2 Moto Sport | 70-73 | 17-1597 (8) | — | (7) — |
| | | — | — | (1) — |
| XL350 | 74-76 | 17-1597 (7) | — | (6) — |
| XL350R | 84-85 | 17-7298 (5) | 17-8164 (5) | — |
| | | 17-7369 (1) | — | — |
| XR350R | 83-85 | 17-7298 (6) | 17-8164 (5) | — |
| XR400R | 96-03 | 17-7484 (7) | 17-8164 (6) | — |
| CR450R | 1981 | 17-1597 (7) | — | (6) — |
| CRF450R/X | 02-07 | 17-7483 (8) | 17-7030 (7) | — |
| CR480R | 1982 | 17-1597 (7) | — | (6) — |
| CR500R | 84-89 | — (7) | 17-8168 (6) | — |
| CR500R | 1990 | — (8) | 17-8168 (7) | — |
| CR500R | 91-01 | 17-7483 (8) | 17-8168 (7) | — |
| XL500S | 79-81 | 17-7368 (6) | 17-8035 (6) | 17-7087 |
| | | 17-7369 (1) | — | — |
| XL500R | 1982 | 17-7368 (7) | 17-8035 (6) | 17-7087 |
| XR500 | 79-80 | 17-7368 (7) | 17-8035 (6) | 17-7087 |
| XR500R | 81-82 | 17-7368 (7) | 17-8035 (6) | 17-7087 |
| XR500R | 83-84 | 17-7368 (7) | 17-8033 (6) | — |
| XL600R | 83-87 | 17-7368 (7) | 17-8033 (6) | — |
| XL600V Transalp | 89-90 | 17-7298 (6) | 17-8032 (6) | — |
| | | 17-7369 (1) | — | — |
| XR600R | 85-00 | 17-7483 (7) | 17-8033 (6) | — |
| NX650 | 88-89 | 17-7483 (7) | 17-8033 (6) | — |
| XR650L Dual Sport | 93-07 | — (7) | 17-8033 (6) | — |
| XR650R | 00-07 | 17-7373 (6) | 17-8033 (6) | — |

K&L CLUTCH PLATES

SHOP EQUIP & TOOLS

HARD PARTS

CARB & FUEL

IGNITION/ELECTRICAL

CONTROL

SUSPENSION

ACCESSORIES

| KAWASAKI Street | | | | |
|--------------------------|-------|--------------|--------------|---------|
| Application | Year | Friction | Drive(Metal) | Spring |
| ZX1100F1 GPz (ABS) | 1996 | 17-7947 (9) | (8) | — |
| ZG1200A1 Voyager XII | 1986 | 17-7189 (9) | (8) | 17-7520 |
| ZG1200B1~B17 Voyager XII | 87-03 | 17-7189 (9) | (8) | 17-7520 |
| KZ1300A1/A2/A3/A4 | 79-82 | — (9) | (8) | 17-7328 |
| KZ1300B2 Touring | 1980 | — (9) | (8) | 17-7328 |
| ZN1300A1~A6 Voyager | 83-88 | 17-7951 (8) | (8) | 17-7328 |
| VN1500A1~A12 Vulcan 88 | 87-98 | 17-7951 (8) | 17-7128 (7) | — |
| VN1500B1~B4 Vulcan 88 SE | 87-90 | 17-7951 (8) | 17-7128 (7) | — |
| VN1500C3/C4 1500L | 96-97 | 17-7951 (8) | 17-7128 (7) | — |
| VN1500D1/D2 Classic | 96-97 | 17-7951 (8) | 17-7128 (7) | — |
| VN1500E1~E6 Classic | 98-03 | 17-7951 (8) | 17-7128 (7) | — |
| VN1500G Nomad | 99-01 | 17-7951 (8) | 17-7128 (7) | — |
| VN1500J1/J2 Drifter | 99-00 | 17-7951 (8) | 17-7128 (7) | — |
| VN1500L1~L4 Nomad F.I. | 00-03 | 17-7951 (8) | 17-7128 (7) | — |
| VN1500N1/N2 Classic F.I. | 00-01 | 17-7951 (8) | 17-7128 (7) | — |
| VN1600 Series, All | 03-06 | 17-7951 (8) | 17-7128 (7) | — |
| VN2000 Series, All | 05-06 | 17-7951 (10) | 17-7128 (9) | — |

| KAWASAKI ATV | | | | |
|-------------------------|-------|-------------|-------------|---------|
| KLT160A1 | 1985 | 17-7163 (5) | (4) | — |
| KLF185A1/A1A/A2 Bayou | 85-86 | 17-7163 (5) | (4) | — |
| KLF185A3/A4 Bayou | 87-88 | 17-7163 (5) | (4) | — |
| KLT185A1/A2 | 86-87 | 17-7163 (5) | (4) | — |
| KLT200A1/A2/A3/A4/A4A | 81-83 | 17-7177 (7) | (6) | — |
| KLT200B1 | 1983 | 17-7177 (7) | (6) | — |
| KL200C1/C2 | 83-84 | 17-7177 (7) | (6) | — |
| KLF220A1~A15 Bayou | 88-02 | — (5) | 17-7070 (4) | — |
| KLF250A1/A2 Bayou 250 | 03-04 | — (5) | 17-7070 (4) | — |
| KLT250A1/A2 | 82-83 | 17-7177 (7) | (6) | — |
| KLT250P1 Police | 1984 | 17-7177 (7) | (6) | — |
| KSF250A1~A17 Mojave | 87-03 | 17-7177 (7) | (6) | — |
| KSF250A18 KXF250 Mojave | 2004 | 17-7177 (7) | (6) | — |
| KXF250A1/A2 Tecate 4 | 87-88 | 17-5791 (8) | — | — |
| KXT250A1 Tecate 3 | 1984 | — (7) | (6) | 17-7263 |
| KLF400B1~B7 Bayou 4x4 | 93-99 | — (6) | 17-7078 (5) | — |

| KAWASAKI Dual Sport/Offroad | | | | |
|------------------------------------|-------|-------------|-------------|---|
| KX60A1/A2 | 83-84 | 17-7948 (5) | 17-7056 (4) | — |
| KX60B1~B19 | 85-03 | 17-7948 (5) | 17-7056 (4) | — |
| KX65A1/A2/A3/A4/A5/A6 | 00-05 | 17-7948 (5) | — (4) | — |
| KD80 | 75-90 | 17-7948 (4) | 17-7056 (3) | — |
| KDX80 | 80-81 | 17-7948 (4) | 17-7056 (3) | — |
| KDX80 | 82-88 | 17-7948 (5) | 17-7056 (4) | — |
| KX80A1/A2 | 79-80 | 17-7948 (4) | 17-7056 (3) | — |
| KX80C1/C2/E1/E2 | 81-84 | 17-7948 (5) | 17-7056 (4) | — |
| KX80E3/G1/G2/J2 | 85-87 | 17-7948 (6) | 17-7056 (5) | — |
| KX80L1 | 1988 | — (7) | 17-7056 (6) | — |
| KX80L2/L3 | 89-90 | — (6) | 17-7056 (6) | — |
| | | 17-7486 (1) | — | — |
| KX80R1~R7 | 91-97 | — (6) | 17-7056 (5) | — |
| | | 17-7486 (1) | — | — |
| KX80T1/T2/T3/T4 | 91-94 | — (6) | 17-7056 (5) | — |
| | | 17-7486 (1) | — | — |
| KX80W1/W2/W3 | 98-00 | 17-7163 (6) | — (5) | — |
| KX85A1/A2/A3/A4/A5 | 01-05 | 17-7163 (6) | — (5) | — |
| G3TR-90 Bushmaster | 69-70 | 17-7948 (4) | 17-7056 (3) | — |
| MC1 | 73-75 | 17-7948 (4) | 17-7056 (3) | — |
| G31M/G31M A100 Centurion | 70-71 | 17-7948 (4) | 17-7056 (3) | — |
| G4TR-100 Trail Boss | 1970 | 17-7948 (4) | 17-7056 (3) | — |
| G4TRA/B/C/D/E 100 | 71-75 | 17-7948 (4) | 17-7056 (3) | — |
| G5/G5A/B/C-100 | 72-75 | 17-7948 (4) | 17-7056 (3) | — |
| KD/KE/KM/KV100 | 76-01 | 17-7948 (4) | 17-7056 (3) | — |
| KX100B5/B6/B7 | 95-97 | — (6) | 17-7056 (5) | — |
| | | 17-7486 (1) | — | — |
| KX100 | 98-05 | 17-7163 (6) | — (5) | — |
| F6/A/B-125 Enduro | 71-73 | 17-7179 (5) | — (4) | — |
| KD125/A2/A3/A4/A5 | 75-79 | 17-7179 (5) | — (4) | — |
| KS125/A | 74-75 | 17-7179 (5) | — (4) | — |


| KAWASAKI Dual Sport/Offroad | | | | |
|------------------------------------|-------|-------------|--------------|---------|
| Application | Year | Friction | Drive(Metal) | Spring |
| KE125A3~A10 | 76-83 | 17-7179 (5) | — (4) | — |
| KX125/A/A3 | 74-76 | 17-7179 (5) | — (4) | — |
| KX125A4/A5 | 78-79 | 17-7179 (6) | — (4) | — |
| KX125A6 | 1980 | 17-7179 (6) | — (5) | — |
| KX125B1 | 1982 | 17-7179 (6) | — (4) | — |
| KX125B2 | 1983 | 17-7179 (7) | — (6) | — |
| KX125C1 | 1984 | 17-7179 (7) | — (4) | — |
| F7A/B/C/D 175 Enduro | 71-75 | 17-7179 (5) | — (5) | — |
| KE175A1/A2/A3/A4 | 76-79 | 17-7179 (5) | — (4) | — |
| KDX175A1/A2/A3 | 80-82 | 17-7179 (6) | — (5) | — |
| KE175B1/B2/B3 | 76-78 | 17-7179 (5) | — (4) | — |
| KE175D2/D3/D4/D5 | 80-83 | 17-7179 (5) | — (4) | — |
| KDX200A1/A2/A3 | 83-85 | 17-7179 (7) | — (6) | — |
| KDX200H1~H11 | 95-05 | — (8) | 17-7070 (7) | — |
| KDX220A4~A12 | 97-05 | — (8) | 17-7070 (7) | — |
| KDX250A1/B1 | 80-81 | — (6) | — (5) | 17-7263 |
| KDX250B2/B3/B4 | 82-84 | — (7) | — (6) | 17-7263 |
| KDX250D1/D2/D3/D4 | 91-94 | 17-5791 (8) | 17-7078 (7) | 17-7305 |
| KL250A1~A5 | 78-82 | 17-7177 (7) | — (6) | — |
| KL250C1/C2 | 83-84 | 17-7177 (7) | — (6) | — |
| KL250D2~D22 KLR | 85-05 | 17-7177 (6) | 17-7068 (5) | — |
| KLX250A1/A2 | 79-80 | 17-7177 (7) | — (6) | — |
| KT250A/A2 Trials | 75-76 | 17-7179 (5) | — (4) | — |
| KX250B1/C1/C2 | 82-84 | — (7) | — (6) | 17-7263 |
| KX250D1/D2 | 85-86 | — (8) | — (7) | 17-7263 |
| KX250E1 | 1987 | 17-5791 (8) | — (7) | — |
| KX250F1 | 1988 | 17-5791 (8) | 17-7074 (7) | — |
| KX250G1/H1 | 89-90 | 17-5791 (8) | 17-7074 (7) | 17-7305 |
| KX250H2 | 1991 | 17-5791 (8) | 17-7078 (7) | 17-7305 |
| KX250J/K/L | 92-01 | — (8) | 17-7059 (7) | 17-7328 |
| KX250N1 KX250F 4-stroke | 2004 | 17-7949 (8) | 17-7051 (7) | — |
| KX250N2 KX250F 4-stroke | 2005 | 17-7949 (8) | 17-7051 (7) | — |
| KX250T6F~T7F KX250F 4-strk | 06-07 | 17-7949 (8) | 17-7051 (7) | — |
| KX250T8F KX250F 4-strk | 2008 | 17-7949 (8) | — (7) | — |
| KX450D6F~D8F KX450F 4-strk | 06-08 | 17-7483 (8) | 17-7078 (7) | — |
| KX500C1 | 1987 | 17-5791 (8) | — (7) | — |
| KX500D1 | 1988 | 17-5791 (8) | 17-7074 (7) | — |
| KX500E1~E16 | 89-04 | 17-5791 (8) | 17-7074 (7) | 17-7305 |
| KL600A1/B1/B2 KLR | 84-86 | 17-7183 (7) | 17-8113 (6) | 17-7263 |
| KL650A1~A9 | 87-95 | 17-7183 (7) | — (6) | 17-7263 |
| KL650 KLR | 96-05 | 17-7183 (8) | — (7) | 17-7328 |
| KL650B2/B3 Tengai KLR | 90-91 | 17-7183 (7) | — (6) | 17-7263 |
| KLX650A1/A2/A3 Offroad | 93-95 | 17-7183 (7) | — (6) | 17-7263 |
| KLX650C1~C4 Dual Sport | 93-96 | 17-7183 (7) | — (6) | 17-7263 |
| KLX650D1 Offroad | 1996 | 17-7183 (7) | — (6) | 17-7263 |



ADJUSTABLE HOLDING TOOL

This adjustable holding tool is designed for holding flywheel magnetos. For dirt bike and scooter applications.

35-9807 Adjustable Holding Tool



UNIVERSAL FLYWHEEL HOLDER

Reversible flywheel holding tool with 5mm and 9mm pins. Adjustment nut can be locked down which helps prevent the tool from slipping out of the flywheel.

35-7254 Universal Flywheel Holder

SUZUKI Street

| Application | Year | Friction | Drive(Metal) | Spring |
|-------------------------|-------|-------------|--------------|--------|
| GN125Z/D | 82-82 | 17-1601 (5) | 17-7031 (4) | — |
| GN125EM~EV | 91-97 | 17-1601 (5) | 17-7031 (4) | — |
| GT185K/L/M/A/B | 73-77 | 17-1601 (6) | 17-7031 (5) | — |
| GN250Z/D | 82-83 | 17-7173 (4) | — (4) | — |
| | | 17-5788 (1) | — | — |
| GN250F | 1985 | 17-7173 (4) | — (4) | — |
| | | 17-5788 (1) | — | — |
| GN250J | 1988 | 17-7173 (4) | — (4) | — |
| | | 17-5788 (1) | — | — |
| GS250TT/TX | 80-81 | 17-1601 (7) | 17-7031 (6) | — |
| GZ250X/Y/K1/K2/K3 | 99-03 | 17-5788 (4) | — (4) | — |
| Marauder | | — (1) | — | — |
| GS300LZ/LD | 82-83 | 17-5852 (8) | — (7) | — |
| GS300LF | 1985 | 17-5852 (8) | — (7) | — |
| GN400T/XT/XX/TX/TZ | 80-82 | 17-7173 (6) | 17-8120 (5) | — |
| GS400B/XB/C/XC | 77-78 | 17-7336 (7) | 17-8120 (5) | — |
| | | — | — | — |
| GSF400M/N/P Bandit | 91-93 | — (6) | 17-7031 (7) | — |
| | | 17-1601 (1) | — | — |
| GS425N/EN/LN | 1979 | 17-7336 (7) | — (5) | — |
| | | — | (1) | — |
| GS450 Twins, All | 80-83 | 17-7173 (7) | 17-8120 (6) | — |
| GS500EK~K2 | 89-02 | 17-7173 (7) | 17-8120 (6) | — |
| GS550B/C/N | 77-79 | 17-7336 (7) | 17-8120 (6) | — |
| GS550EC/EN/ET | 78-80 | 17-7336 (7) | 17-8120 (6) | — |
| GS550ED/ESD | 1983 | 17-7336 (7) | 17-8120 (6) | — |
| | | — | (1) | — |
| GS550ES3/ESE/EF/ESF/ESG | 83-86 | 17-7336 (7) | 17-8120 (6) | — |
| | | — | (1) | — |
| GS550LN/LT/LX/LZ | 79-82 | 17-7336 (7) | 17-8120 (6) | — |
| GS550LD | 1983 | 17-7336 (7) | 17-8120 (6) | — |
| | | — | — | — |
| GS550LF/LG | 85-86 | 17-7336 (7) | 17-8120 (6) | — |
| | | — | — | — |
| GS550MZ Katana | 1982 | 17-7336 (7) | 17-8120 (6) | — |
| GS550TX | 1981 | 17-7336 (7) | 17-8120 (6) | — |
| GSF600ST~SK2 Bandit | 96-02 | 17-7173 (8) | — (7) | — |
| GSX600FJ~FM Katana | 88-91 | 17-7173 (8) | — (7) | — |
| GSX-R600WN/WP | 92-93 | 17-1188 (8) | 17-8130 (7) | — |
| GSX-R600V/W | 97-98 | 17-7105 (8) | 17-8151 (7) | — |
| | | — (1) | 17-8152 (1) | — |
| GSX-R600X/Y | 99-00 | 17-7105 (7) | — (8) | — |
| | | — (1) | 17-8151 (1) | — |
| GSX-R600 | 04-05 | 17-7298 (8) | — (7) | — |
| | | — (1) | (2) | — |
| RF600RR/RS | 94-95 | 17-7188 (7) | 17-8130 (6) | — |
| | | — | (1) | — |
| RF600RT | 1996 | 17-7188 (5) | 17-8130 (7) | — |
| | | — (1) | (1) | — |
| GR650D/XD Tempter | 1983 | 17-7173 (7) | — (7) | — |
| | | 17-5788 (1) | — | — |
| GS650EX/EZ | 81-82 | 17-7172 (8) | — | — |
| GS650GX/GZ/GD | 81-83 | 17-7172 (8) | — | — |
| GS650GLX/GLZ/GLD | 81-83 | 17-7172 (8) | — | — |
| GS650MD Katana | 1983 | 17-7172 (8) | — (8) | — |
| LS650PG/PH/PJ Savage | 86-88 | 17-7173 (5) | — (5) | — |
| | | 17-5788 (1) | — | — |
| LS650PS~PK3 Savage | 95-03 | 17-7173 (5) | — (5) | — |
| | | 17-5788 (1) | — | — |
| SV650 | 99-02 | 17-7173 (6) | 17-8120 (6) | — |
| | | 17-5788 (1) | — | — |
| XN85D Turbo | 1983 | 17-7172 (9) | 17-8120 (8) | — |
| GS700EF/ESF | 1985 | 17-7172 (8) | — | — |
| VS700GLFG/GLFH Intruder | 86-87 | 17-7173 (6) | — (6) | — |
| | | 17-5788 (1) | — | — |
| GS750B/C/EC/N/EN | 77-79 | 17-7336 (8) | 17-8120 (7) | — |
| GS750E Series 16-valve | 80-83 | 17-7172 (8) | — | — |

SUZUKI Street

| Application | Year | Friction | Drive(Metal) | Spring |
|-----------------------|-------|--------------|--------------|--------|
| GS750LN | 1979 | 17-7336 (8) | 17-8120 (7) | — |
| GS750LT/LX | 82-83 | 17-7172 (8) | — | — |
| GS750SD Katana | 82-83 | 17-7172 (8) | — | — |
| GS750TZ/TD | 82-83 | 17-7172 (8) | — | — |
| GSX750FK~FV Katana | 89-97 | — (7) | — (9) | — |
| | | — (1) | — | — |
| GSX750FW~FK2 Katana | 98-02 | — (7) | — (7) | — |
| | | 17-5788 (1) | — | — |
| GSX-R750G/H | 86-87 | 17-7173 (8) | — (7) | — |
| GSX-R750RG | 1986 | — (6) | — | — |
| GSX-R750J/K | 88-89 | 17-7188 (8) | — (9) | — |
| GSX-R750L/M/N | 90-92 | — (7) | — (9) | — |
| | | — (1) | — | — |
| GSX-R750WP/WR/WS | 93-95 | 17-7188 (8) | 17-8130 (7) | — |
| GSX-R750T/V | 96-99 | 17-7105 (9) | 17-8151 (7) | — |
| | | — (1) | 17-8152 (1) | — |
| GSX-R750 | 00-05 | 17-7105 (10) | 17-8151 (2) | — |
| | | — | 17-8152 (7) | — |
| GSX-R750 | 06-07 | 17-7949 (8) | — (2) | — |
| | | — | (6) | — |
| VS750G Intruder | 88-91 | 17-7173 (6) | — (6) | — |
| | | 17-5788 (1) | — | — |
| VS800G Intruder | 92-02 | 17-7173 (6) | — (6) | — |
| | | 17-5788 (1) | — | — |
| VX800L | 90-93 | 17-7173 (6) | — (6) | — |
| | | 17-5788 (1) | — | — |
| VZ800V~K3 Marauder | 97-03 | 17-7173 (6) | — (6) | — |
| | | 17-5788 (1) | — | — |
| GS850G | 79-83 | 17-7172 (8) | — | — |
| RF900RR | 1994 | 17-7268 (8) | 17-8125 (10) | — |
| | | 17-7109 (2) | — | — |
| | | 17-7258 (1) | — | — |
| RF900RS/RZS/RT/RV | 95-97 | — (9) | 17-8151 (7) | — |
| | | — (1) | 17-8152 (2) | — |
| DL1000K2-K6 V-Storm | 02-06 | 17-7947 (8) | 17-7132 (7) | — |
| | | 17-7129 (1) | 17-7133 (2) | — |
| GS1000C/EC/N/EN/ET | 78-80 | 17-7337 (8) | — (7) | — |
| GS1000GT/GLT/GX/GLX | 80-81 | 17-7174 (9) | — (8) | — |
| GS1000LN | 1979 | 17-7337 (8) | — (7) | — |
| GS1000SN/ST | 79-80 | 17-7337 (8) | — (7) | — |
| GS1000SZ Katana | 1982 | 17-7174 (9) | — (8) | — |
| GSX-R1000 | 05-07 | 17-7949 (9) | — (9) | — |
| SV1000K/S | 03-07 | 17-7947 (8) | 17-7132 (7) | — |
| | | 17-7129 (1) | 17-7133 (2) | — |
| TL1000SV/SW | 97-98 | 17-7105 (9) | 17-8151 (7) | — |
| | | — (1) | 17-8152 (2) | — |
| TL1000SX/SY/SK1 | 99-01 | 17-7261 (8) | — (8) | — |
| | | 17-7266 (1) | — | — |
| TL1000RW/RX/RV | 98-00 | 17-7261 (8) | — (8) | — |
| | | 17-7266 (1) | — | — |
| TL1000RK1/RK2 | 01-02 | — (9) | — (9) | — |
| | | 17-7266 (1) | — | — |
| GS1100ET/EX/EZ | 80-82 | 17-7174 (9) | — (8) | — |
| GS1100GL/GK | 82-84 | 17-7174 (9) | — (8) | — |
| GS1100LT | 1980 | 17-7174 (9) | — (8) | — |
| GSX1100FJ~FP Katana | 88-93 | 17-7268 (9) | 17-8125 (10) | — |
| | | 17-7277 (2) | — | — |
| GSX1100GM/GN/GP Shaft | 91-93 | 17-7278 (5) | 17-8125 (10) | — |
| | | 17-7268 (5) | — | — |
| GSX-R1100G/H/J | 86-88 | 17-7278 (11) | 17-8125 (10) | — |
| GSX-R1100K/L/M/N | 89-92 | 17-7268 (10) | 17-8125 (10) | — |
| GSX-R1100WP/WR | 93-94 | 17-7268 (10) | 17-8125 (10) | — |
| | | 17-7258 (1) | — | — |
| GSX-R1100WS/T/V/W | 95-98 | 17-7268 (8) | 17-8125 (10) | — |
| | | 17-7109 (2) | — | — |
| | | 17-7258 (1) | — | — |
| GS1150ES3~ESG | 83-86 | 17-7174 (9) | — | — |

SHOP EQUIP & TOOLS

HARD PARTS

CARB & FUEL

IGNITION/ELECTRICAL

CONTROL

SUSPENSION

ACCESSORIES

| SUZUKI Dual Sport/Offroad | | | | |
|----------------------------------|-------|-------------|--------------|--------|
| Application | Year | Friction | Drive(Metal) | Spring |
| TM250J/K/L/M | 72-75 | 17-7972 (6) | — (6) | — |
| DR350L~X Offroad | 90-99 | 17-7972 (7) | 17-8120 (6) | — |
| DR350SL~SEX Dual Sport | 90-99 | 17-7972 (7) | 17-8120 (6) | — |
| DR370C/N | 78-79 | 17-7972 (5) | — (5) | — |
| RM370A/B | 76-77 | 17-7972 (6) | — (5) | — |
| SP370C/N Dual Sport | 78-79 | 17-7972 (5) | — (5) | — |
| DR400T | 1980 | 17-7173 (6) | 17-8120 (5) | — |
| DR-Z400 | 00-07 | 17-7141 (7) | 17-7143 (7) | — |
| | | 17-7144 (1) | — | — |
| PE400T/X | 80-81 | 17-7173 (6) | 17-8120 (5) | — |
| RM400C | 1978 | 17-7972 (6) | — (6) | — |
| RM400N/T | 79-80 | 17-7173 (6) | — (5) | — |
| SP400T | 1980 | 17-7173 (6) | 17-8120 (5) | — |
| TM400R/J/K/L/M Cyclone | 71-75 | 17-7972 (7) | — (7) | — |
| TS400L/M/A/B | 74-77 | 17-7972 (7) | 17-8120 (7) | — |
| RM-Z450K5/K6 | 06-07 | 17-7134 (6) | 17-7136 (6) | — |
| | | 17-7135 (2) | — (1) | — |
| RM465X/Z | 81-82 | 17-7173 (8) | 17-8120 (7) | — |
| DR500X/Z/D | 81-83 | 17-7173 (5) | — (5) | — |
| | | 17-5788 (1) | — | — |
| RM500D/E | 83-84 | 17-7173 (8) | 17-8120 (7) | — |
| SP500X/Z/D Dual Sport | 81-83 | 17-7173 (5) | — (5) | — |
| | | 17-5788 (1) | — | — |
| SP600F Dual Sport | 1985 | 17-7173 (5) | — (5) | — |
| | | 17-5788 (1) | — | — |
| DR650SL~SES Dual Sport | 90-95 | 17-7972 (6) | — (6) | — |

| YAMAHA Street | | | | |
|---------------------------|-------|-------------|--------------|--------|
| Application | Year | Friction | Drive(Metal) | Spring |
| SR185H/J Exciter | 81-82 | 17-7168 (5) | — (1) | — |
| RD250/A/B | 73-75 | 17-7375 (7) | — (1) | — |
| SR250G/H/J Exciter | 80-82 | 17-7359 (6) | — (5) | — |
| SR250TH Exciter II | 1981 | 17-7359 (6) | — (5) | — |
| SRX250T/TC | 1987 | 17-7375 (5) | — (4) | — |
| XV250U/UC~A/AC Route 66 | 88-90 | 17-7375 (5) | 17-7257 (4) | — |
| XV250G/GC~K/KC Route 66 | 95-98 | 17-7375 (4) | 17-7257 (4) | — |
| | | — (1) | — | — |
| XV250L/LC Virago 250 | 1999 | 17-7375 (4) | 17-7257 (4) | — |
| | | — (1) | — | — |
| XV250P/PC/R Virago 250 | 02-03 | 17-7375 (4) | 17-7257 (4) | — |
| | | 17-7171 (1) | — | — |
| R3-350 | 1969 | 17-7375 (6) | — (5) | — |
| R5/R5B/R5C-350 | 70-72 | 17-7375 (7) | — (6) | — |
| RD350/A/B | 73-75 | 17-7375 (7) | — (6) | — |
| RZ350L | 1984 | 17-7359 (7) | — (6) | — |
| RZ350N/NC/NCII | 1985 | 17-7375 (7) | — (6) | — |
| XS360C/D/2D | 76-77 | 17-7171 (7) | — (6) | — |
| FZR400U/SUC~A/SAC | 88-90 | 17-5794 (8) | — (7) | — |
| RD400C/D/E/F | 76-79 | 17-7375 (7) | — (6) | — |
| XS400D/E/2E/F/2F | 77-79 | 17-7171 (7) | — (6) | — |
| XS400G/H Special II | 80-81 | 17-7171 (7) | — (6) | — |
| XS400J/K Maxim | 82-83 | 17-7355 (5) | — (4) | — |
| XS400R/RK Seca | 82-83 | 17-7355 (5) | — (4) | — |
| XS400SG/SH/SJ | 80-82 | 17-7171 (7) | — (6) | — |
| SR500E/F/G/H | 78-81 | 17-7359 (8) | — (7) | — |
| TX500/A | 73-74 | 17-7171 (8) | — (7) | — |
| XS500B/C/D/E | 75-78 | 17-7171 (8) | — (7) | — |
| XV500K Virago | 1983 | 17-5812 (6) | — (5) | — |
| | | — (1) | — | — |
| XV535T/TC/U/UC Virago | 87-88 | 17-5812 (6) | — (5) | — |
| | | — (1) | — | — |
| XV535A/AC Virago | 1990 | 17-5812 (6) | — (5) | — |
| | | — (1) | — | — |
| XV535E/EC~L/LC Virago | 93-99 | 17-5812 (6) | — (5) | — |
| XV535SF/SFC~SJ/SJC Virago | 94-97 | 17-5812 (6) | — (5) | — |
| | | — (1) | — | — |

| YAMAHA Street | | | | |
|---------------------------|-------|-------------|--------------|---------|
| Application | Year | Friction | Drive(Metal) | Spring |
| XJ550H/J/K Maxim | 81-83 | 17-7171 (7) | 17-7265 (7) | 17-7181 |
| | | 17-7375 (1) | — | — |
| XJ550RH/RJ/RK Seca | 81-83 | 17-7171 (7) | 17-7265 (7) | 17-7181 |
| | | 17-7375 (1) | — | — |
| XZ550RJ/RK Vision | 82-83 | 17-7359 (8) | — (7) | 17-7181 |
| FJ600L/LC/N/NC | 84-85 | 17-7171 (8) | 17-7265 (7) | 17-7181 |
| FZ600S/SC/T/TC/U/UC | 86-88 | 17-7171 (8) | 17-7265 (7) | 17-7181 |
| FZR600W/WC/AC | 89-90 | 17-5794 (9) | — (8) | — |
| FZR600RA/RAC~RL/RLC | 90-99 | 17-5794 (9) | — (8) | — |
| SRX600S/SC | 1986 | 17-7359 (6) | — (6) | — |
| | | 17-7375 (1) | — | — |
| XJ600S Seca II | 92-97 | 17-7171 (8) | — (7) | 17-7181 |
| YZF600RG/RGC/RH/RHC | 95-96 | 17-7002 (9) | — (8) | — |
| YZF600R/RJC~RR | 97-03 | 17-7002 (7) | — (8) | — |
| | | — (2) | — | — |
| YZF-R6L/LC~P/PC | 99-05 | 17-7003 (8) | 17-7257 (7) | — |
| YZF-R6SVC/YZF-R6SV | 2006 | 17-7003 (8) | 17-7257 (7) | — |
| YZF-R6VC/YZF-R6V | 2006 | — (7) | 17-7257 (8) | — |
| | | 17-7003 (2) | — | — |
| YX600S/SC~A/AC Radian | 86-90 | 17-7171 (8) | 17-7265 (7) | 17-7181 |
| TX650A | 1974 | 17-7355 (7) | — (6) | — |
| XS650B/C/D/E/F/2F | 75-79 | 17-7355 (7) | — (6) | — |
| XS650G/H Special II | 80-81 | 17-7355 (6) | — (5) | — |
| XS650SE/SF Special | 78-79 | 17-7355 (7) | — (6) | — |
| XS650SG/SH | 80-81 | 17-7355 (6) | — (5) | — |
| XS650SJ/SK Heritage | 82-83 | 17-7355 (6) | — (5) | — |
| XJ650G/H/J/K Maxim | 80-83 | 17-7171 (8) | — (8) | — |
| XJ650LH Midnight Maxim | 1981 | 17-7171 (8) | — (8) | — |
| XJ650LJ/LK Seca Turbo | 82-83 | 17-7171 (8) | — (8) | — |
| XJ650RJ Seca | 1982 | 17-7171 (8) | — (8) | — |
| XV650 V-Star | 98-01 | 17-5812 (7) | — (7) | — |
| FZ700T/TC | 1987 | 17-7171 (6) | — (8) | — |
| | | — (1) | — | — |
| | | 17-7375 (1) | — | — |
| FZX700S/SC/T/TC | 86-87 | 17-7171 (7) | — (8) | — |
| | | — (1) | — | — |
| XJ700N/NC/S/SC Maxim | 85-86 | 17-7171 (7) | — (8) | — |
| | | — (1) | — | — |
| XJ700XN/XS Maxim X | 85-86 | 17-7171 (7) | — (8) | — |
| | | — (1) | — | — |
| XV700L/LC/N/NC Virago | 84-85 | 17-5812 (8) | — (7) | — |
| XV700CS/CSC/CT/CTC | 86-87 | 17-5812 (8) | — (7) | — |
| XV700SS/SSC Virago | 1986 | 17-5812 (8) | — (7) | — |
| FZ750N | 1985 | 17-7171 (7) | — (8) | — |
| | | — (1) | — | — |
| FZ750S/SC | 1986 | 17-7171 (8) | — (8) | — |
| FZ750U/UC | 1988 | 17-7171 (6) | — (8) | — |
| | | — (1) | — | — |
| | | 17-7375 (1) | — | — |
| FZR750RT/RU | 87-88 | 17-7171 (7) | — (8) | — |
| | | — (1) | — | — |
| | | 17-7375 (1) | — | — |
| XS750D/2D | 1977 | 17-7171 (1) | — (6) | — |
| | | — (6) | — | — |
| XS750E/SE/F/SF | 78-79 | 17-7171 (7) | — (6) | — |
| XJ750J/K Maxim | 82-83 | 17-7171 (8) | — (8) | — |
| XJ750MK Midnight Maxim | 1983 | 17-7171 (8) | — (8) | — |
| XJ750RH/RJ/RK Seca | 81-83 | 17-7171 (8) | — (8) | — |
| XV750H/J/K Virago | 81-83 | 17-5812 (8) | — (7) | — |
| XV750MK Midnight Virago | 1983 | 17-5812 (8) | — (7) | — |
| XV750U/UC~G/GC Virago | 88-96 | 17-5812 (8) | — (7) | — |
| XV750H1/HC1/J1/JC1 Virago | 96-97 | 17-5812 (8) | — (7) | — |
| YZF750RF/RFC~RK/RKC | 94-98 | 17-7003 (9) | 17-7257 (8) | — |

SHOP EQUIP & TOOLS

HARD PARTS

CARB & FUEL

IGNITION/ELECTRICAL

CONTROL

SUSPENSION

ACCESSORIES

K&L SUPPLY CO. 1040 RICHARD AVE SANTA CLARA, CA 95050

Toll Free: 800-727-6767 Fax: 1-408-727-4842 www.klsupply.com

K&L CLUTCH PLATES

SHOP EQUIP & TOOLS

HARD PARTS

CARB & FUEL

IGNITION/ELECTRICAL

CONTROL

SUSPENSION

ACCESSORIES

| YAMAHA Street | | | | |
|---------------------------|-------|--------------------|--------------|--------|
| Application | Year | Friction | Drive(Metal) | Spring |
| TDM850D/DC/E/EC | 92-93 | 17-7171 (7) | (7) | |
| | | (1) | | |
| XS850 ALL | 80-81 | 17-7359 (7) | (6) | |
| XJ900RK Seca | 1983 | 17-7171 (7) | (8) | |
| | | (1) | | |
| XV920J/K Virago | 82-83 | 17-5812 (8) | (8) | |
| XV920MK Midnight Virago | 1983 | 17-5812 (8) | (8) | |
| XV920RH/RJ | 81-82 | 17-5812 (8) | (8) | |
| FZR1000T/TC/U/UC | 87-88 | 17-7171 (7) | (8) | |
| | | (1) | | |
| | | 17-7375 (1) | | |
| FZR1000W/WC~G/GC | 89-95 | 17-7171 (7) | (8) | |
| | | (1) | | |
| | | (1) | | |
| GTS1000AE/AEC/AF/AFC | 93-94 | 17-7171 (7) | (8) | |
| | | (1) | | |
| | | (1) | | |
| XV1000L/LC/N/NC Virago | 84-85 | 17-5812 (8) | (8) | |
| YZF1000RJ/RJC | 1997 | 17-7171 (8) | (8) | |
| | | (1) | | |
| YZF1000RK/RKC | 1998 | 17-7355 (7) | (6) | |
| YZF-R1L/LC~ | 99-03 | 17-7355 (7) | (6) | |
| | | (1) | (1) | |
| FJ1100L/LC/N/NC | 84-85 | 17-7355 (6) | (7) | |
| | | 17-7934 (2) | | |
| XJ1100J Maxim | 1982 | 17-7355 (8) | (8) | |
| XS1100E/F/G/H | 78-81 | 17-7355 (8) | (7) | |
| XS1100LG/LH Midnight | 80-81 | 17-7355 (8) | (7) | |
| XS1100SF/SG/SH Special | 79-81 | 17-7355 (8) | (7) | |
| XV1100S/SC~L/LC Virago | 86-99 | 17-5812 (8) | (8) | |
| XV1100SH/SHC~SK/SKC | 96-98 | 17-5812 (8) | (8) | |
| XVS1100 V-Star | 99-02 | 17-5812 (8) | (1) | |
| | | | (7) | |
| FJ1200S/SC/T/TC | 86-87 | 17-7355 (6) | (7) | |
| | | 17-7934 (2) | | |
| FJ1200W/WC~D/DC | 89-92 | 17-7355 (6) | (7) | |
| | | 17-7934 (2) | | |
| FJ1200AD/ADC/AE/AEC | 92-93 | 17-7355 (6) | (7) | |
| | | 17-7934 (2) | | |
| VMX12N/S V-Max | 85-04 | 17-5814 (1) | (7) | |
| | | 17-5813 (7) | | |
| XVZ12/13 Venture & Royale | 83-93 | 17-5814 (1) | (7) | |
| | | 17-5813 (7) | | |
| XVZ13 Royal Star | 96-00 | 17-5814 (1) | (1) | |
| Tour Classic/Tour Deluxe | | 17-5813 (7) | (6) | |
| XVZ13 Royal Star Venture | 99-01 | 17-5814 (1) | (1) | |
| | | 17-5813 (7) | (6) | |
| XV1600 Road Star | 99-03 | 17-5814 (1) | (1) | |
| | | 17-5813 (8) | (7) | |
| XV1700 Road Star | 04-05 | 17-5814 (1) | (1) | |
| | | 17-5813 (8) | (7) | |
| YAMAHA ATV | | | | |
| YFM200N Moto-4 | 1985 | 17-5794 (5) | (4) | |
| YFM200DXS~DXW Moto-4 | 86-89 | 17-5794 (5) | (4) | |
| YFS200U~R Blaster | 88-03 | 17-5794 (6) | (6) | |
| | | (1) | | |
| YTM200K/L/N Tri-Moto | 83-85 | 17-5794 (5) | (4) | |
| YTM200EK/EL Tri-Moto | 83-84 | 17-5794 (5) | (4) | |
| YTM200ERN Tri-Moto | 1985 | 17-5794 (5) | (4) | |
| YFM225S/T/U Moto-4 | 86-88 | 17-5794 (5) | (4) | |
| YFU1W (230cc) Pro Hauler | 1989 | 17-5794 (5) | (4) | |
| YFU1TW (230cc) Pro Hauler | 1989 | 17-5794 (5) | (4) | |
| YTM225DXK/DXL/DXN | 83-85 | 17-5794 (5) | (4) | |
| YTM225DRN/DRS Tri-Moto | 85-86 | 17-5794 (5) | (4) | |
| YFB250D~H Timberwolf | 92-96 | 17-5794 (5) | (4) | |
| YFB250FWF~FWM Timberwolf | 94-00 | 17-5794 (5) | (4) | |

| YAMAHA ATV | | | | |
|---------------------------|-------|--------------------|--------------------|----------------|
| Application | Year | Friction | Drive(Metal) | Spring |
| YFB250UH/UJ/UK Timberwolf | 96-98 | 17-5794 (5) | (4) | |
| YFM250W/A/B Moto-4 | 89-91 | 17-5794 (5) | (4) | |
| YFM250XS Beartracker | 2004 | 17-5794 (5) | (4) | |
| YTZ250N/S Tri-Moto | 85-86 | 17-5798 (7) | (6) | |
| YFM350ERT~ERG Moto-4 | 87-95 | 17-7375 (6) | (4) | |
| | | (1) | 17-7257 (2) | |
| YFM350FWT~FWJ Big Bear | 87-97 | 17-7375 (6) | (4) | |
| | | (1) | 17-7257 (2) | |
| YFM350FWBJ~FWBL Big Bear | 97-99 | 17-7375 (7) | (6) | |
| YFM350FXG~FXR Wolverine | 95-03 | 17-7375 (7) | (6) | |
| YFM350UH~UL Big Bear | 96-99 | 17-7375 (6) | (6) | |
| | | (1) | | |
| YFM350XT~XS/XSC Warrior | 87-05 | 17-7375 (6) | (4) | |
| | | (1) | 17-7257 (2) | |
| YFP350U Terrapro | 1988 | 17-7375 (7) | (6) | |
| YFZ350T~R Banshee | 87-05 | 17-7375 (7) | (6) | |
| YFM400FWE~FWL Kodiak | 93-99 | 17-7375 (6) | (4) | |
| | | (1) | 17-7257 (2) | |
| YFZ450S | 04-05 | (7) | (7) | |
| | | (1) | | |
| YFM660R Raptor | 01-05 | 17-7359 (6) | (7) | 17-7322 |
| | | 17-7375 (2) | | |

| YAMAHA Dual Sport/Offroad | | | | |
|---------------------------|-------|--------------------|--------------------|--|
| YZ60H/J/K | 81-83 | 17-5794 (4) | (3) | |
| YZ80H/J/K/L/N | 81-85 | 17-5794 (5) | (4) | |
| YZ80S/T/U/W/A/B/D | 86-92 | 17-5794 (6) | (5) | |
| YZ80E1/F1 | 93-94 | 17-7488 (6) | (5) | |
| YZ80G1/H1/J1/K1/L1/M1/N1 | 95-01 | 17-7488 (5) | (3) | |
| | | 17-5794 (2) | 17-7219 (3) | |
| MX100A/B | 74-75 | (6) | 17-7219 (5) | |
| MX100F/G/H/J/K | 79-83 | (5) | (4) | |
| YZ100C/D/E/F/G/H/J/K | 76-83 | 17-7168 (5) | (4) | |
| IT125G/H | 80-81 | 17-7168 (5) | (4) | |
| MX125A/B | 74-75 | (5) | 17-7219 (4) | |
| MX125C | 1976 | 17-7168 (6) | (5) | |
| XT125J/K/KC Dual Sport | 82-83 | 17-7168 (4) | 17-7219 (3) | |
| YZ125A/B | 74-75 | (6) | 17-7219 (5) | |
| YZ125C/X | 1976 | 17-7168 (5) | (5) | |
| YZ125D/E/F | 77-79 | 17-7168 (6) | 17-7219 (5) | |
| YZ125G | 1980 | 17-7168 (5) | (4) | |
| YZ125H | 1981 | 17-7168 (6) | 17-7219 (5) | |
| YZ125B/D1 | 91-92 | 17-7489 (7) | 17-7220 (6) | |
| YZ125E1/F1/G1/H1/J1/K1 | 93-03 | 17-7489 (8) | 17-7220 (7) | |
| IT175D/E/F/G/H/J/K | 77-83 | 17-7168 (6) | (5) | |
| MX175A/B | 74-75 | (5) | 17-7219 (5) | |
| YZ175C | 1976 | 17-7168 (6) | (5) | |
| BW200N/S | 85-86 | 17-7168 (4) | 17-7219 (4) | |
| | | (1) | | |
| BW200ES/ET/EU | 86-88 | 17-7168 (4) | (4) | |
| | | (1) | | |
| IT200L/N/S | 84-86 | 17-7168 (6) | (5) | |
| TW200T/TC~S/SC Trailway | 87-04 | 17-7168 (5) | 17-7219 (4) | |
| WR200RD | 1992 | 17-5794 (6) | (6) | |
| | | (1) | | |
| XT200J/K/KC | 82-83 | 17-7168 (5) | 17-7219 (4) | |
| TT225S/T | 86-87 | 17-7168 (5) | 17-7219 (5) | |
| | | (1) | | |
| TT-R225 | 99-05 | 17-7168 (5) | 17-7219 (5) | |
| | | 17-7048 (1) | | |
| XT225F/FC~T/TC Serrow | 94-05 | 17-7168 (5) | 17-7219 (5) | |
| | | 17-7048 (1) | | |

Tool Up for Profit™
www.klsupply.com

YAMAHA Dual Sport/Offroad

| Application | Year | Friction | Drive(Metal) | Spring |
|------------------------|-------|-------------|--------------|---------|
| DT2MX-250 | 1972 | 17-7375 (6) | (5) | (5) |
| IT250D/E | 77-78 | 17-7171 (6) | (5) | (5) |
| IT250F/G | 79-80 | 17-7171 (5) | (4) | (4) |
| IT250H/J | 81-82 | 17-7171 (7) | (6) | (6) |
| IT250K | 1983 | 17-5798 (7) | (6) | (6) |
| MX250/A | 73-74 | 17-7375 (6) | (6) | (6) |
| TT250G/H/J | 80-82 | 17-7359 (6) | (5) | (5) |
| TT250RL/RLC | 1999 | 17-7489 (7) | 17-7220 (6) | (6) |
| TT-R250N/NC/P/PC/R/RC | 01-03 | 17-7489 (7) | 17-7220 (6) | (6) |
| WR250ZB/ZD/ZE | 91-93 | 17-7490 (7) | (6) | (6) |
| WR250ZF/ZG/ZH/ZJ | 94-97 | 17-7490 (8) | (7) | (7) |
| WR250 | 01-08 | 17-7489 (9) | (7) | (7) |
| XT250G/H/J/K/KC | 80-83 | 17-7359 (6) | (5) | (5) |
| XT250L/LC Dual Sport | 1984 | 17-7375 (5) | 17-7257 (4) | (4) |
| YZ250A/B | 74-75 | 17-7171 (6) | (5) | (5) |
| YZ250C | 1976 | 17-7171 (7) | (6) | (6) |
| YZ250D/E | 77-78 | 17-7171 (6) | (5) | (5) |
| YZ250F | 1979 | 17-7171 (5) | (4) | (4) |
| YZ250G | 1980 | 17-7171 (6) | (5) | (5) |
| YZ25H | 1981 | 17-7171 (7) | (6) | (6) |
| YZ250J | 1982 | 17-5798 (7) | (6) | (6) |
| YZ250K/L/N/S/T | 83-87 | 17-5798 (7) | (6) | (6) |
| YZ250U/W/A | 88-90 | 17-5812 (7) | (6) | (6) |
| YZ250B/D1 | 91-92 | 17-7490 (7) | (6) | (6) |
| YZ250E1/F1/G1/H1/J1/K1 | 93-98 | 17-7490 (8) | (7) | (7) |
| YZ250L1/M1/N1/P/R | 99-03 | 17-7490 (8) | (7) | (7) |
| YZ250F Four-Stroke | 01-07 | 17-7489 (9) | (7) | (7) |
| YZ250WRW/WRA | 89-90 | 17-5812 (7) | (6) | (6) |
| BW350T/U | 87-88 | 17-7375 (7) | (5) | (5) |
| | | | 17-7257 (1) | (1) |
| TT350S/T | 86-87 | 17-7375 (7) | (5) | 17-7181 |
| | | | 17-7257 (1) | (1) |
| XT350N/NC-M/MC | 85-00 | 17-7375 (7) | (5) | 17-7181 |
| | | | 17-7257 (1) | (1) |
| YZ360A/B | 74-75 | 17-7171 (6) | (5) | (5) |
| IT400C/D/E/F | 76-79 | 17-7171 (7) | (6) | (6) |
| WR400FK/FL/FM | 98-00 | 17-7061 (7) | (7) | (7) |
| | | 17-7062 (1) | (1) | (1) |
| YZ400C/D/E/F | 76-79 | 17-7171 (7) | (6) | (6) |
| YZ400FK/FL | 98-99 | 17-7061 (7) | (7) | (7) |
| | | 17-7062 (1) | (1) | (1) |
| IT425G | 1980 | 17-7171 (7) | (6) | (6) |
| WR426FN/FP | 01-02 | 17-7490 (8) | (8) | (8) |
| | | 17-7063 (1) | (1) | (1) |
| YZ426FM/FN | 00-01 | 17-7490 (8) | (8) | (8) |
| | | 17-7063 (1) | (1) | (1) |
| WR450FR/FS | 03-04 | 17-5812 (9) | (8) | (8) |
| WR450FT/FV | 05-06 | 17-5812 (8) | (8) | (8) |
| YZ450FR/FS/FT/FV | 03-06 | 17-5812 (9) | (8) | (8) |
| IT465H/J | 81-82 | 17-7171 (7) | (6) | (6) |
| YZ465G/H | 80-81 | 17-7171 (7) | (6) | (6) |
| IT490J/K | 82-83 | 17-5798 (7) | (6) | (6) |
| YZ490J/K/L/N | 82-85 | 17-5798 (7) | (6) | (6) |
| YZ490S/T/U/W/A | 86-90 | 17-5798 (7) | (6) | (6) |
| SC500/A Scrambler | 73-74 | (8) | (7) | (7) |
| TT500C/D/E/F/G/H | 76-81 | 17-7359 (8) | (7) | (7) |
| XT500C/D/E/F/G/H | 76-81 | 17-7359 (8) | (7) | (7) |
| WR500ZD/ZE | 92-93 | 17-5798 (7) | (6) | (6) |
| XT550J Dual Sport | 1982 | 17-7359 (7) | (7) | (7) |
| | | 17-7375 (1) | (1) | (1) |
| XT550K Dual Sport | 1983 | 17-7359 (6) | (7) | (7) |
| | | 17-7375 (2) | (2) | (2) |
| TT600K/L/N/S | 83-86 | 17-7359 (6) | (7) | (7) |
| | | 17-7375 (1) | (1) | (1) |
| XT600L/LC-EG/EGC | 84-95 | 17-7359 (6) | (7) | (7) |
| | | 17-7375 (1) | (1) | (1) |

CLUTCH PUSH ROD PUSHER KIT FOR KAWASAKI

Replaces stock clutch push rod pusher with a heavy duty needle bearing pusher. A must for all high performance clutches.



17-1590 Clutch Push Rod Kit

| | |
|--------------------------|---------|
| KZ650B1/B2/B2A/B3 | 77-79 |
| KZ650C1/C2/C3 Custom | 77-79 |
| KZ650D1/D2 SR | 78-79 |
| KZ650E1 | 1980 |
| KZ650F1 | 1980 |
| KZ700A1 | 1984 |
| ZN700A1/A2 | 84-85 |
| KZ750B1/B2/B3/B4 (2 cyl) | 76-78 |
| KZ750E1/E2/E3 | 80-82 |
| KZ750G1 LTD(2cyl) | 1980 |
| KZ750H1/H2/H3/H4 LTD | 80-83 |
| KZ750L3 | 1983 |
| KZ750M1 CSR (2 cyl) | 1982 |
| KZ750N1/N2 Spectre | 82-83 |
| KZ750R1 GPz | 1982 |
| Z1/A/B-900 | 73-75 |
| KZ900A4/A5 | 76-77 |
| KZ900B1 LTD | 1976 |
| KZ1000A1/A2 | 77-78 |
| KZ1000A3/A3A/A4 MKII | 79-80 |
| KZ1000B1/B2/B3/B4 LTD | 77-80 |
| KZ1000C1~C4 Police | 78-81 |
| KZ1000D1 & D3 Z1R | 78 & 81 |
| KZ1300A1/A2/A3 | 79-81 |

www.klsupply.com

33-7928 **33-7919**

K&L CLUTCH SPRING BOLT & WASHER SET

Sold pk/20. (10 bolts & 10 washers) *Made in Japan.*

| HONDA | | | |
|-----------------|---------|----------------|------------|
| P/N | Mfg.P/N | OEM Reference | Dimensions |
| KAWASAKI | | | |
| 33-7928 | CBW-402 | 92001-1576 | 6x20mm |
| 33-7929 | CBW-403 | 92001-1066 | 6x20mm |
| 33-7927 | CBW-401 | 92150-1489 | 6x22mm |
| SUZUKI | | | |
| 33-7918 | CBW-301 | 09116-05020 | 5x16mm |
| 33-7919 | CBW-302 | 09116-05019 | 5x25mm |
| 33-7925 | CBW-303 | 01500-06167 | 6x16mm |
| YAMAHA | | | |
| 33-7906 | CBW-201 | 90119-05001-00 | 5x20mm |
| 33-7910 | CBW-202 | 90159-05011-00 | 5x25mm |
| 33-7912 | CBW-204 | 90159-06016-00 | 6x20mm |
| 33-7914 | CBW-206 | 90159-06010-00 | 6x25mm |
| 33-7917 | CBW-207 | 90159-06123-00 | 6x30mm |

SHOP EQUIP & TOOLS

HARD PARTS

CARB & FUEL

IGNITION/ELECTRICAL

CONTROL

SUSPENSION

ACCESSORIES

OIL FILTERS

SHOP EQUIP & TOOLS



EMGO OIL FILTERS

Sold each. **Note:** See applications on page 179-184.

| HONDA | | | |
|----------|----------|------------------------------------|-----------------|
| K&L P/N | EMGO P/N | OEM P/N | Notes |
| 19-0197 | 10-99200 | 15410-KFO-315 15412-HM5-A10 | Oil filter only |
| 19-5019 | 10-82240 | 15410-MCJ-000 | Black spin-on |
| 19-0253 | 10-82210 | 15410-MJO-004 | Black spin-on |
| 19-5014 | 10-82230 | 15410-MM9-013 | Black spin-on |
| 19-5016 | 10-82220 | 15410-MM9-013 | Chrome spin-on |
| 19-1365 | 10-30200 | 154A1-413-005 | oil filter only |
| 19-0252 | 10-37500 | 15410-426-010 | with o-rings |
| 19-0250 | 10-20300 | 15410-426-010 | oil filter only |
| KAWASAKI | | | |
| 19-0250 | 10-20300 | 16099-003 | oil filter only |
| 19-4095 | 10-30000 | 16099-004 | oil filter only |
| 19-0253 | 10-82210 | 16097-1054 | Black spin-on |
| 19-5014 | 10-82230 | 16097-1063/1067/1072 | Black spin-on |
| 19-5016 | 10-82220 | 16097-1063/1067/1072 | Chrome spin-on |
| 19-5026 | 10-24420 | 16097-1070 | Black spin-on |
| 19-0197 | 10-99200 | 52010-1053 | oil filter only |
| SUZUKI | | | |
| 19-2557 | 10-55660 | 16510-34E00 | Black spin-on |
| 19-0112 | 10-55500 | 16510-24C00 | oil filter only |
| 19-6178 | 10-85900 | 16510-37440 | oil filter only |
| YAMAHA | | | |
| 19-0247 | 10-28401 | 1L9-13441-11-00 | oil filter only |
| 19-6147 | 10-79120 | 1UY-13440-02-00 | oil filter only |
| 19-5014 | 10-82230 | 3FV-13440-00-00 5GH-13440-00-00 | Black spin-on |
| 19-5016 | 10-82220 | 3FV-13440-00-00 | Chrome spin-on |
| 19-6252 | 10-79100 | 4X7-13440-90-00 | oil filter only |
| 19-6149 | 10-79110 | 5H0-13440-09-00 | oil filter only |
| 19-5030 | 10-82250 | 5DM-13440-09-00 | Black spin-on |

CARB & FUEL

IGNITION/ELECTRICAL

CONTROL

SUSPENSION

ACCESSORIES



K&N OIL FILTERS

See applications on page 186-195.



FRAM OIL FILTERS

Sold each. **Note:** See applications on page 179-184.

| HARLEY-DAVIDSON | | | |
|---|----------|---|----------------------|
| K&L P/N | FRAM P/N | OEM P/N | Notes |
| 19-7389 | PH6022 | 63781-72R, 63796-77, 63805-80A, 63806-83 | Black spin-on |
| HONDA | | | |
| 19-7412 | CH6015 | 15410-KFO-315 15412-HM5-A10 | oil filter & o-rings |
| 19-7463 | PH6010A | 15410-MJO-004 | Black spin-on |
| 19-7444 | PH6017A | 15410-MM9-013 | Black spin-on |
| 19-7419 | CH6007 | 154A1-413-005 | oil filter & o-rings |
| 19-7442 | CH6008 | 154A1-413-005 | oil filter & o-rings |
| 19-7443 | CH6009 | 15410-426-010 | oil filter & o-rings |
| 19-9708 | PH6607 | 15410-MCJ-000 | Black spin-on |
| KAWASAKI | | | |
| 19-7512* | CH6013 | 16099-002 | oil filter & o-rings |
| O-Rings supplied fit Z1/KZ900/1000. O-rings will not fit KZ750 2-cylinder and ZN/KZ1300 applications. | | | |
| 19-7508 | CH6012 | 16099-003 | oil filter & o-rings |
| 19-7463 | PH6010A | 16097-1054 | Black spin-on |
| 19-7444 | PH6017A | 16097-1063/1066/1068 16097-1070/1072 | Black spin-on |
| SUZUKI | | | |
| 19-7517 | PH6018 | 16510-34E00 | Black spin-on |
| 19-7513 | CH6000 | 16510-45040 | oil filter & o-rings |
| 19-7514 | CH6001 | 16510-45040 | oil filter & o-rings |
| YAMAHA | | | |
| 19-7544 | CH6002 | 1J7-13440-91-00 | oil filter & o-rings |
| 19-7543 | CH6003 | 1L9-13441-11-00 | oil filter & o-rings |
| 19-7444 | PH6017A | 3FV-13440-00-00 5GH-13440-00-00 | Black spin-on |
| 19-7550 | CH6006 | 36Y-13441-00-00 | oil filter & o-rings |
| 19-9707 | CH6004 | 4X7-13440-90-00 | oil filter & o-rings |
| 19-7519 | CH6005 | 4X7-13440-90-00 | oil filter & o-rings |

PERF-FORM OIL FILTERS

Sold each.

| DUCATI | | | |
|---|-------|-------------------------|--|
| 19-6146 | DUC-1 | 1987 and on except E900 | |
| Note: Filter may be too long on applications with aftermarket header pipes and for 907 applications. | | | |
| HONDA | | | |
| 19-6137 | J-503 | 15410-MM9-013 | |
| KAWASAKI | | | |
| 19-6137 | J-503 | 16097-1063/1067/1072 | |
| SUZUKI | | | |
| 19-2558 | J-509 | 16510-06B01 | |
| YAMAHA | | | |
| 19-6137 | J-503 | 3FV-13440-00-00 | |





HARLEY-DAVIDSON (FRAM Oil Filter only)

| | | | | |
|----------------------------|-------|-------|-------|----------------|
| XL883/1100/1200 Sportster | 86-03 | _____ | _____ | 19-7389 |
| XL 1000cc Sportster | 84-85 | _____ | _____ | 19-7389 |
| XLS/XLX 1000 | 84-85 | _____ | _____ | 19-7389 |
| FLHR 1340 Road King | 97-98 | _____ | _____ | 19-7389 |
| FLHR-I 1340cc | 1997 | _____ | _____ | 19-7389 |
| FLHRCI 1340cc | 1998 | _____ | _____ | 19-7389 |
| FLHS 1340cc | 87-94 | _____ | _____ | 19-7389 |
| FLHT 1340cc Electra Glide | 84-90 | _____ | _____ | 19-7389 |
| FLHTC 1340cc Electra Glide | 84-98 | _____ | _____ | 19-7389 |
| FLHTC-U 1340cc | 87-97 | _____ | _____ | 19-7389 |
| FLHTP 1340cc | 95-96 | _____ | _____ | 19-7389 |
| FLST 1340cc | 80-96 | _____ | _____ | 19-7389 |
| FLSTC 1340cc Softail | 80-99 | _____ | _____ | 19-7389 |
| FLSTF 1340cc Fat Boy | 87-99 | _____ | _____ | 19-7389 |
| FLSTS 1340cc Softail | 97-99 | _____ | _____ | 19-7389 |
| FLT 1340cc | 80-90 | _____ | _____ | 19-7389 |
| FLTC 1340cc | 80-92 | _____ | _____ | 19-7389 |
| FLTC-U 1340cc | 87-96 | _____ | _____ | 19-7389 |
| FLTR 1340cc Road Glide | 1998 | _____ | _____ | 19-7389 |
| FLTRI 1340cc | 1998 | _____ | _____ | 19-7389 |
| FXLR 1340cc | 87-94 | _____ | _____ | 19-7389 |
| FXR 1340cc | 82-94 | _____ | _____ | 19-7389 |
| FXRS 1340cc | 87-92 | _____ | _____ | 19-7389 |
| FXRS-CON 1340cc | 87-92 | _____ | _____ | 19-7389 |
| FXRS-SP 1340cc | 87-92 | _____ | _____ | 19-7389 |
| FXRT 1340cc | 87-92 | _____ | _____ | 19-7389 |
| FXST 1340cc Softail | 84-85 | _____ | _____ | 19-7389 |
| FXSTB 1340cc Softail | 1999 | _____ | _____ | 19-7389 |
| FXSTC 1340cc Softail | 87-99 | _____ | _____ | 19-7389 |
| FXSTS 1340cc Softail | 87-99 | _____ | _____ | 19-7389 |
| FXSTSB 1340cc Softail | 95-97 | _____ | _____ | 19-7389 |
| FLHR 1450cc Road King | 99-05 | _____ | _____ | 19-7389 |
| FLHR-I 1450cc | 00-05 | _____ | _____ | 19-7389 |
| FLHRCI 1450cc | 00-05 | _____ | _____ | 19-7389 |
| FLHT 1450cc Electra Glide | 00-05 | _____ | _____ | 19-7389 |
| FLHTC 1450cc Electra Glide | 00-05 | _____ | _____ | 19-7389 |
| FLSTC 1450cc Softail | 00-05 | _____ | _____ | 19-7389 |
| FLSTF 1450cc Fat Boy | 00-05 | _____ | _____ | 19-7389 |
| FLSTS 1450cc Softail | 00-05 | _____ | _____ | 19-7389 |
| FLTR 1450cc Road Glide | 00-05 | _____ | _____ | 19-7389 |
| FLTRI 1450cc Road Glide | 00-05 | _____ | _____ | 19-7389 |
| FXD 1450cc Dyna Glide | 00-05 | _____ | _____ | 19-7389 |
| FXDL 1450cc Dyna | 00-05 | _____ | _____ | 19-7389 |
| FXDS-CON 1450cc Dyna | 99-05 | _____ | _____ | 19-7389 |
| FXDWG 1450cc Dyna | 99-05 | _____ | _____ | 19-7389 |
| FXDX 1450cc Dyna | 99-05 | _____ | _____ | 19-7389 |
| FXST 1450cc Softail | 00-05 | _____ | _____ | 19-7389 |
| FXSTB 1450cc Softail | 00-05 | _____ | _____ | 19-7389 |
| Softail Deuce 1450cc | 00-05 | _____ | _____ | 19-7389 |
| FXSTS 1450cc Softail | 00-05 | _____ | _____ | 19-7389 |

| HONDA Street Application | Year | Emgo Filter only | Emgo w/o-ring | Fram w/o-ring |
|---------------------------------|-------|------------------|----------------|----------------|
| NX250 | 88-90 | 19-0197 | _____ | 19-7412 |
| VTR250 Interceptor | 88-90 | 19-1365 | _____ | 19-7419 |
| CB350F (4 cylinder) | 72-74 | 19-0250 | 19-0252 | 19-7443 |
| CB400A Automatic | 1978 | 19-1365 | 19-0252 | 19-7419 |
| CB400F Super Sport | 75-77 | 19-0250 | _____ | 19-7443 |
| CB400F CB-1 | 89-90 | 19-5014 | 19-5016 | 19-7444 |
| CB400T1/TII Hawk | 78-79 | 19-1365 | _____ | 19-7442 |
| CB400T Hawk | 80-81 | 19-1365 | _____ | 19-7442 |
| CM400A/C/E/T | 79-81 | 19-1365 | _____ | 19-7442 |
| CB450SC Nighthawk | 82-86 | 19-1365 | _____ | 19-7442 |
| CB450T Hawk | 1982 | 19-1365 | _____ | 19-7442 |
| CM450A/C/E | 82-83 | 19-1365 | _____ | 19-7442 |
| CB500/K | 71-73 | 19-0250 | 19-0252 | 19-7443 |
| CX500 | 78-79 | 19-1365 | _____ | 19-7442 |
| CX500C Custom | 79-82 | 19-1365 | _____ | 19-7419 |
| CX500D Deluxe | 79-81 | 19-1365 | _____ | 19-7419 |
| CX500TC Turbo | 1982 | 19-1365 | _____ | 19-7419 |
| GB500 | 89-90 | 19-0197 | _____ | 19-7412 |
| GL500 Silverwing | 81-82 | 19-1365 | _____ | 19-7419 |
| GL500I Silverwing Interstate | 81-82 | 19-1365 | _____ | 19-7419 |
| VF500C Magna | 84-85 | 19-0253 | _____ | 19-7463 |
| VF500F Interceptor | 84-86 | 19-0253 | _____ | 19-7463 |
| VT500C Shadow | 83-86 | 19-0253 | _____ | 19-7463 |
| VT500FT Ascot | 83-84 | 19-0253 | _____ | 19-7463 |
| CB550F Super Sport | 75-78 | 19-0250 | 19-0252 | 19-7443 |
| CB550K | 74-78 | 19-0250 | 19-0252 | 19-7443 |
| CB550SC Nighthawk | 1983 | 19-0250 | 19-0252 | 19-7443 |
| CB600F | 04-05 | 19-5014 | 19-5016 | _____ |
| CBR600F Hurricane | 87-90 | 19-5014 | 19-5016 | 19-7444 |
| CBR600F2 Hurricane | 91-94 | 19-5014 | 19-5016 | 19-7444 |
| CBR600F3 Hurricane | 95-98 | 19-5014 | 19-5016 | 19-7444 |
| CBR600SE | 1998 | 19-5014 | 19-5016 | 19-7444 |
| CBR600SJR | 1996 | 19-5014 | 19-5016 | 19-7444 |
| CBR600F4 Hurricane | 99-00 | 19-5014 | 19-5016 | 19-7444 |
| CBR600F4i Hurricane | 01-03 | 19-5019 | _____ | _____ |
| CBR600RR | 03-05 | 19-5019 | _____ | _____ |
| VT600C Shadow/VLX ALL | 88-05 | 19-5014 | 19-5016 | 19-7444 |
| CB650 | 79-82 | 19-0250 | 19-0252 | 19-7443 |
| CB650C Custom | 80-81 | 19-0250 | 19-0252 | 19-7443 |
| CB650SC Nighthawk | 82-85 | 19-0250 | 19-0252 | 19-7443 |
| CX650C Custom | 1983 | 19-1365 | _____ | 19-7419 |
| CX650T Turbo | 1983 | 19-1365 | _____ | 19-7419 |
| GL650/I Silverwing & Interstate | 1983 | 19-1365 | _____ | 19-7419 |
| NT650 Hawk GT | 88-91 | 19-5014 | 19-5016 | 19-7444 |
| NX650 | 88-90 | 19-0197 | _____ | 19-7412 |
| CB700SC Nighthawk | 84-86 | 19-0253 | _____ | 19-7463 |
| VF700C Magna | 84-87 | 19-0253 | _____ | 19-7463 |
| VF700F Interceptor | 84-85 | 19-0253 | _____ | 19-7463 |
| VF700S Sabre | 84-85 | 19-0253 | _____ | 19-7463 |
| VFR700F/F2 Interceptor | 86-87 | 19-0253 | _____ | 19-7463 |
| VT700C Shadow | 84-87 | 19-0253 | _____ | 19-7463 |
| CB750 Nighthawk 750 | 91-03 | 19-5014 | 19-5016 | 19-7444 |
| CB750A Automatic | 76-78 | 19-0250 | 19-0252 | 19-7443 |
| CB750C Custom | 80-82 | 19-0250 | 19-0252 | 19-7443 |
| CB750F Super Sport | 75-82 | 19-0250 | 19-0252 | 19-7443 |
| CB750K | 69-82 | 19-0250 | 19-0252 | 19-7443 |
| CB750SC Nighthawk | 82-83 | 19-0250 | 19-0252 | 19-7443 |
| VF750C Magna | 82-83 | 19-0253 | _____ | 19-7463 |
| VF750C Magna | 1988 | 19-0253 | _____ | 19-7463 |
| VF750C Magna | 94-98 | 19-5014 | 19-5016 | 19-7444 |
| VF750CD Magna Deluxe | 95-98 | 19-5014 | 19-5016 | 19-7444 |
| VF750F Interceptor | 83-84 | 19-0253 | _____ | 19-7463 |
| VF750S Sabre | 82-83 | 19-0253 | _____ | 19-7463 |
| VFR750F Interceptor | 1986 | 19-0253 | _____ | 19-7463 |
| VFR750F | 90-97 | 19-5014 | 19-5016 | 19-7444 |
| VFR750R (RC30) | 1990 | 19-5014 | 19-5016 | 19-7444 |
| VT750C Shadow | 1983 | 19-0253 | _____ | 19-7463 |
| VT750 Shadow ALL | 98-03 | 19-5014 | 19-5016 | 19-7444 |

SHOP EQUIP & TOOLS

HARD PARTS

CARB & FUEL

IGNITION/ELECTRICAL

CONTROL

SUSPENSION

ACCESSORIES

OIL FILTERS

SHOP EQUIP & TOOLS

HARD PARTS

CARB & FUEL

IGNITION/ELECTRICAL

CONTROL

SUSPENSION

ACCESSORIES

| HONDA Street Application | | | | |
|---------------------------------|------------------|---------------|---------------|---------|
| Year | Emgo Filter only | Emgo w/o-ring | Fram w/o-ring | |
| VT750 Shadow Aero | 04-05 | 19-5019 | — | — |
| PC800 Pacific Coast | 89-90 | 19-5014 | 19-5016 | 19-7444 |
| PC800 Pacific Coast | 94-98 | 19-5014 | 19-5016 | 19-7444 |
| VFR800FI Interceptor | 98-01 | 19-5014 | 19-5016 | 19-7444 |
| VFR800FI Interceptor | 02-05 | 19-5019 | — | 19-9708 |
| VT800C Shadow | 1988 | 19-0253 | — | 19-7463 |
| CB900C Custom | 80-82 | 19-0250 | 19-0252 | 19-7443 |
| CB900F Super Sport | 81-82 | 19-0250 | 19-0252 | 19-7443 |
| CB900F (919) | 02-04 | 19-5019 | — | — |
| CBR900RR | 93-99 | 19-5014 | 19-5016 | 19-7444 |
| CBR929RR | 00-01 | 19-5019 | — | — |
| CBR954RR | 02-03 | 19-5019 | — | — |
| CB1000 | 94-95 | 19-5014 | 19-5016 | 19-7444 |
| CB1000C Custom | 1983 | 19-0250 | 19-0252 | 19-7443 |
| CBR1000F Hurricane | 87-97 | 19-5014 | 19-5016 | 19-7444 |
| CBR1000RR | 04-05 | 19-5019 | — | — |
| CBX (1047cc six cylinder) | 79-82 | 19-0250 | 19-0252 | 19-7443 |
| GL1000 Goldwing | 75-79 | 19-0250 | 19-0252 | 19-7443 |
| GL1000L Goldwing LTD | 1976 | 19-0250 | 19-0252 | 19-7443 |
| VF1000F Interceptor | 1984 | 19-0253 | — | 19-7463 |
| VF1000R | 85-86 | 19-0253 | — | 19-7463 |
| VTR1000F Super Hawk | 97-04 | 19-5014 | 19-5016 | 19-7444 |
| RC51 | 00-05 | 19-5019 | — | — |
| CB1100F Super Sport | 1983 | 19-0250 | 19-0252 | 19-7443 |
| CBR1100XX Blackbird | 97-05 | 19-5014 | 19-5016 | 19-7444 |
| GL1100 Goldwing | 80-83 | 19-0250 | 19-0252 | 19-7443 |
| GL1100A Goldwing Aspencade | 82-83 | 19-0250 | 19-0252 | 19-7443 |
| GL1100I Goldwing Interstate | 80-83 | 19-0250 | 19-0252 | 19-7443 |
| ST1100 | 91-02 | 19-5014 | 19-5016 | 19-7444 |
| ST1100A (ABS) | 92-02 | 19-5014 | 19-5016 | 19-7444 |
| VF1100C Magna | 83-86 | 19-0253 | — | 19-7463 |
| VF1100S Sabre | 84-85 | 19-0253 | — | 19-7463 |
| VT1100C Shadow | 85-88 | 19-0253 | — | 19-7463 |
| VT1100C Shadow ALL | 89-05 | 19-5014 | 19-5016 | 19-7444 |
| GL1200 Goldwing | 1984 | 19-0250 | 19-0252 | 19-7443 |
| GL1200A Goldwing Aspencade | 84-87 | 19-0250 | 19-0252 | 19-7443 |
| GL1200I Goldwing Interstate | 84-87 | 19-0250 | 19-0252 | 19-7443 |
| GL1200L Goldwing LTD | 1985 | 19-0250 | 19-0252 | 19-7443 |
| GL1200SEi Goldwing Aspencade | 1986 | 19-0250 | 19-0252 | 19-7443 |
| ST1300/A | 02-05 | 19-5019 | — | — |
| VTX1300S (Retro 1300) | 03-05 | 19-5019 | — | — |
| GL1500 Goldwing | 88-90 | 19-5014 | 19-5016 | 19-7444 |
| GL1500A Goldwing Aspencade | 91-00 | 19-5014 | 19-5016 | 19-7444 |
| GL1500I Goldwing Interstate | 91-96 | 19-5014 | 19-5016 | 19-7444 |
| GL1500SE Goldwing SE | 90-00 | 19-5014 | 19-5016 | 19-7444 |
| GL1500C Valkyrie ALL | 97-03 | 19-5014 | 19-5016 | 19-7444 |
| GL1800 Goldwing | 01-05 | 19-5019 | — | — |
| VTX1800 ALL | 02-05 | 19-5019 | — | — |

| HONDA ATV Application | | | | |
|------------------------------|------------------|---------------|---------------|---------|
| Year | Emgo Filter only | Emgo w/o-ring | Fram w/o-ring | |
| ATC250ES Big Red | 85-87 | 19-0197 | — | 19-7412 |
| ATC250SX | 85-87 | 19-0197 | — | 19-7412 |
| TRX250 Four Trax 250 | 85-87 | 19-0197 | — | 19-7412 |
| TRX250EX Sportrax 250EX | 01-05 | 19-0197 | — | 19-7412 |
| TRX250X Four Trax 250 | 87-88 | 19-0197 | — | 19-7412 |
| TRX250X Four Trax 250 | 91-92 | 19-0197 | — | 19-7412 |
| TRX300 Four Trax 300 | 88-00 | 19-0197 | — | 19-7412 |
| TRX300EX Four Trax /Sportrax | 93-05 | 19-0197 | — | 19-7412 |
| TRX300FW Four Trax 300 4x4 | 1988 | 19-0197 | — | 19-7412 |
| TRX300FW Four Trax 300 4x4 | 90-00 | 19-0197 | — | 19-7412 |
| ATC350X | 85-86 | 19-0197 | — | 19-7412 |

| HONDA ATV Application | | | | |
|----------------------------------|------------------|---------------|---------------|---------|
| Year | Emgo Filter only | Emgo w/o-ring | Fram w/o-ring | |
| TRX350 Fourtrax 4x4 | 86-87 | 19-0197 | — | 19-7412 |
| TRX350D Fourtrax Foreman 4x4 | 87-89 | 19-0197 | — | 19-7412 |
| TRX350FE Fourtrax Rancher 4x4 ES | 00-05 | 19-0197 | — | 19-7412 |
| TRX350FM Fourtrax Rancher 4x4 | 00-05 | 19-0197 | — | 19-7412 |
| TRX350TE Fourtrax Rancher ES | 00-05 | 19-0197 | — | 19-7412 |
| TRX350TM Fourtrax Rancher | 00-05 | 19-0197 | — | 19-7412 |
| TRX400FM Fourtrax Foreman | 98-03 | 19-0197 | — | 19-7412 |
| TRX400FW Fourtrax Foreman 4x4 | 95-01 | 19-0197 | — | 19-7412 |
| TRX400EX Fourtrax 400EX | 99-00 | 19-0197 | — | 19-7412 |
| TRX400EX Sportrax 400EX | 01-05 | 19-0197 | — | 19-7412 |
| TRX450S Fourtrax Foreman S | 98-01 | 19-0197 | — | 19-7412 |
| TRX450ES Fourtrax Foreman ES | 98-01 | 19-0197 | — | 19-7412 |
| TRX450R Sportrax 450R | 2004 | 19-5034 | — | — |
| TRX500FA Foreman Rubicon | 01-03 | — | — | 19-7419 |

| HONDA Dual Sport/Offroad | | | | |
|---------------------------------|------------------|---------------|---------------|---------|
| Year | Emgo Filter only | Emgo w/o-ring | Fram w/o-ring | |
| XR200R | 84-85 | 19-0197 | — | 19-7412 |
| NX250 | 88-90 | 19-0197 | — | 19-7412 |
| CRF250R | 04-05 | 19-5034 | — | — |
| XL250R | 84-87 | 19-0197 | — | 19-7412 |
| XR250L | 91-99 | 19-0197 | — | 19-7412 |
| XR250R | 84-04 | 19-0197 | — | 19-7412 |
| XL350R | 84-85 | 19-0197 | — | 19-7412 |
| XR350R | 83-85 | 19-0197 | — | 19-7412 |
| XR400R | 96-04 | 19-0197 | — | 19-7412 |
| CRF450R | 02-03 | 19-5034 | — | — |
| CRF450R | 04-05** | — | — | — |
| XR500R | 83-84 | 19-0197 | — | 19-7412 |
| XL600R | 83-87 | 19-0197 | — | 19-7412 |
| XL600V Transalp | 89-90 | 19-5014 | — | 19-7444 |
| RF600R | 85-00 | 19-0197 | — | 19-7412 |
| XR650L | 93-05 | 19-0197 | — | 19-7412 |
| XR650R | 00-05 | 19-0197 | — | 19-7412 |

| KAWASAKI Street | | | | |
|--------------------------------|------------------|---------------|---------------|---------|
| Year | Emgo Filter only | Emgo w/o-ring | Fram w/o-ring | |
| KZ200A1/A2 | 78-79 | 19-4095 | — | — |
| EL250B2/B3 Eliminator | 88-89 | 19-0250 | — | 19-7508 |
| EL250E1/E2/E3 Eliminator 250HS | 91-93 | 19-0250 | — | 19-7508 |
| EX250E1/E2 Ninja 250R | 86-87 | 19-0250 | — | 19-7508 |
| EX250F2~F4 Ninja 250R | 88-90 | 19-0250 | — | 19-7508 |
| EX250F6~F18 Ninja 250R | 92-05 | 19-0250 | — | 19-7508 |
| KZ250D1/D2 LTD&CSR | 80-81 | 19-4095 | — | — |
| KZ250L1 CSR | 1982 | 19-4095 | — | — |
| KZ250W1 LTD | 1983 | 19-4095 | — | — |
| KZ400A1/A2 Deluxe | 77-78 | 19-0250 | — | 19-7508 |
| KZ400B1/B2 | 78-79 | 19-0250 | — | 19-7508 |
| KZ400C1 | 1978 | 19-0250 | — | 19-7508 |
| KZ400/D/D3/D4 | 74-77 | 19-0250 | — | 19-7508 |
| KZ400H1 LTD | 1979 | 19-0250 | — | 19-7508 |
| KZ400S/S2/S3 Special | 75-77 | 19-0250 | — | 19-7508 |
| KZ440A1/A2/A3/A4 LTD | 80-83 | 19-0250 | — | 19-7508 |
| KZ440B1/B2 | 80-81 | 19-0250 | — | 19-7508 |
| KZ440D1~D5 LTD Belt | 80-83 | 19-0250 | — | 19-7508 |
| KZ440G1 Belt | 1982 | 19-0250 | — | 19-7508 |
| EN450A1~A6 LTD 454 | 85-90 | 19-0253 | — | 19-7463 |
| EN500A1~A7 Vulcan 500 | 90-96 | 19-5014 | 19-5016 | 19-7444 |
| EN500C1~C9 Vulcan 500 LTD | 96-05 | 19-5014 | 19-5016 | 19-7444 |
| EX500A1/A2/A3 | 87-89 | 19-0253 | — | 19-7463 |
| EX500A4/A5/A6/A7 | 90-93 | 19-5014 | 19-5016 | 19-7444 |
| EX500D1~D12 Ninja 500R | 94-05 | 19-5014 | 19-5016 | 19-7444 |

CLUTCH NUT & OIL FILTER SPANNER

For Honda 90cc to 450cc using a 3/8" drive. Used for clutch hub nut removal and oil filter nut. Sold each.

35-2633 Clutch Nut & Oil Filter Spanner



Toll Free: 800-727-6767

Fax: 1-408-727-4842

www.klsupply.com

| KAWASAKI Street | | | | |
|-------------------------------|-------------|-------------------------|----------------------|----------------------|
| Application | Year | Emgo Filter only | Emgo w/o-ring | Fram w/o-ring |
| KZ550A1/A2/A3/A4 | 80-83 | 19-0250 | — | 19-7508 |
| KZ550C1/C2/C3/C4 LTD | 80-83 | 19-0250 | — | 19-7508 |
| KZ550D1 GPz | 1981 | 19-0250 | — | 19-7508 |
| KZ550F1 Spectre | 1983 | 19-0250 | — | 19-7508 |
| KZ550F2 LTD | 1984 | 19-0250 | — | 19-7508 |
| KZ550H1/H2 GPz | 82-83 | 19-0250 | — | 19-7508 |
| KZ550M1 LTD | 1983 | 19-0250 | — | 19-7508 |
| ZR550B1/B2/B3/B4 Zephyr | 90-93 | 19-0250 | — | 19-7508 |
| ZX550A1/A2/A3 GPz | 84-86 | 19-0250 | — | 19-7508 |
| ZL600A1/A2 Eliminator | 86-87 | 19-0250 | — | 19-7508 |
| ZL600B2/B3 Eliminator | 96-97 | 19-0250 | — | 19-7508 |
| ZX600A1/A2/A3 Ninja 600R | 85-87 | 19-0250 | — | 19-7508 |
| ZX600B1 Ninja 600RX | 1987 | 19-0250 | — | 19-7508 |
| ZX600C1~C10 Ninja 600R | 88-97 | 19-0250 | — | 19-7508 |
| ZX600D1/D2/D3/D4 Ninja ZX-6 | 90-93 | 19-5014 | 19-5016 | 19-7444 |
| ZX600E1~E10 Ninja ZX-6 | 93-02 | 19-5014 | 19-5016 | 19-7444 |
| ZX600F1/F2/F3 Ninja ZX-6R | 95-97 | 19-5014 | 19-5016 | 19-7444 |
| ZX600G1/G2 Ninja ZX-6R | 98-99 | 19-5026 | — | — |
| ZX600J1/J2/J3 Ninja ZX-6R | 00-02 | 19-5026 | — | — |
| ZX636B1/B2 Ninja ZX-6R | 03-05 | 19-5019 | — | — |
| KZ650B1/B2/B2A/B3 | 77-79 | 19-0250 | — | 19-7508 |
| KZ650C1/C2/C3 Custom | 77-79 | 19-0250 | — | 19-7508 |
| KZ650D1/D1A/D2 SR | 77-78 | 19-0250 | — | 19-7508 |
| KZ650E1/F1 | 1980 | 19-0250 | — | 19-7508 |
| KZ650H1/H2/H3 CSR | 81-83 | 19-0250 | — | 19-7508 |
| KZ700A1 | 1984 | 19-0250 | — | 19-7508 |
| VN700A1 Vulcan | 1985 | 19-0253 | — | 19-7463 |
| ZN700A1 LTD | 84-85 | 19-0250 | — | 19-7508 |
| KZ750B1/B2/B3/B4 (2-cyl.) | 76-79 | — | — | 19-7512* |
| KZ750E1/E2/E3 | 80-82 | 19-0250 | — | 19-7508 |
| KZ750F1 LTD | 1983 | 19-0250 | — | 19-7508 |
| KZ750G1 LTD (2-cyl.) | 1980 | — | — | 19-7512* |
| KZ750H1/H2/H3/H4 LTD | 80-83 | 19-0250 | — | 19-7508 |
| KZ750K1/K2 LTD (2-cyl.) | 83-84 | — | — | 19-7512* |
| KZ750L3 | 1983 | 19-0250 | — | 19-7508 |
| KZ750M1 CSR (2-cyl.) | 1982 | — | — | 19-7512* |
| KZ750N1/N2 Spectre | 82-83 | 19-0250 | — | 19-7508 |
| KZ750R1 GPz | 1982 | 19-0250 | — | 19-7508 |
| VN750A2~A9 Vulcan | 86-93 | 19-0253 | — | 19-7463 |
| VN750A10~A17 Vulcan | 94-05 | 19-5014 | 19-5016 | 19-7444 |
| ZR750C1/C2/C3 Zephyr | 91-93 | 19-0250 | — | 19-7508 |
| ZR750F2 ZR-7 | 2000 | 19-0250 | — | 19-7508 |
| ZR750H1/H2/H3 ZR-7S | 01-03 | 19-0250 | — | 19-7508 |
| ZX750A1/A2/A3 GPz | 83-85 | 19-0250 | — | 19-7508 |
| ZX750E1/E2 GPz Turbo | 84-85 | 19-0250 | — | 19-7508 |
| ZX750F1/F2/F3/F4 Ninja 750R | 87-90 | 19-0250 | — | 19-7508 |
| ZX750H1 Ninja ZX-7 | 1989 | 19-5014 | 19-5016 | 19-7444 |
| ZX750H2 Ninja ZX-7 | 1990 | 19-0250 | — | 19-7508 |
| ZX750J1/J2 Ninja ZX-7 | 91-92 | 19-5014 | 19-5016 | 19-7444 |
| ZX750K1/K2 Ninja ZX-7R | 91-92 | 19-5014 | 19-5016 | 19-7444 |
| ZX750L1/L2/L3 Ninja ZX-7 | 93-95 | 19-5014 | 19-5016 | 19-7444 |
| ZX750M1/M2 Ninja ZX-7R | 93-94 | 19-5014 | 19-5016 | 19-7444 |
| ZX750N1/N2 Ninja ZX-7RR | 96-97 | 19-5014 | 19-5016 | 19-7444 |
| ZX750P1~P8 Ninja ZX-7R | 96-03 | 19-5014 | 19-5016 | 19-7444 |
| VN800A1~A10 Vulcan 800 | 95-04 | 19-5014 | 19-5016 | 19-7444 |
| VN800B1~B8 Vulcan 800 Classic | 96-03 | 19-5014 | 19-5016 | 19-7444 |
| VN800C1/C2 Vulcan Drifter | 99-00 | 19-5014 | 19-5016 | 19-7444 |
| VN800E1/E2/E3 Vulcan Drifter | 01-03 | 19-5014 | 19-5016 | 19-7444 |
| Z1/A/B-900 | 73-75 | — | — | 19-7512 |
| KZ900A4/A5 | 76-77 | — | — | 19-7512 |
| KZ900B1 LTD | 1976 | — | — | 19-7512 |
| ZL900A1/A2 Eliminator | 85-86 | 19-0250 | — | 19-7508 |
| ZX900A1/A2/A3 Ninja 900R | 84-86 | 19-0250 | — | 19-7508 |
| ZX900B1/B2/B3/B4 Ninja ZX-9R | 94-97 | 19-5014 | 19-5016 | 19-7444 |
| ZX900C1/C2 Ninja ZX-9R | 98-99 | 19-5026 | — | 19-7444 |
| ZX900E1/E2 Ninja ZX-9R | 00-01 | 19-5026 | — | 19-7444 |
| ZX900F1/F2 Ninja ZX-9R | 02-03 | 19-5026 | — | 19-7444 |
| KZ1000A1/A2 | 77-78 | — | — | 19-7512 |

19-7512* O-Rings supplied in Fram Filter will not fit KZ750 2-cyl. applications.

| KAWASAKI Street | | | | |
|--|-------------|-------------------------|----------------------|----------------------|
| Application | Year | Emgo Filter only | Emgo w/o-ring | Fram w/o-ring |
| KZ1000A3/A3A/A4 MKII | 79-80 | — | — | 19-7512 |
| KZ1000B1/B2/B3/B4 LTD | 77-80 | — | — | 19-7512 |
| KZ1000C1~C4 Police | 78-81 | — | — | 19-7512 |
| KZ1000D1 Z1R | 1978 | — | — | 19-7512 |
| KZ1000D3 Z1R | 1980 | — | — | 19-7512 |
| KZ1000E1/E2 Shaft ST | 79-80 | — | — | 19-7512 |
| KZ1000G1 LTD Classic | 1980 | — | — | 19-7512 |
| KZ1000J1/J2/J3 | 81-83 | 19-0250 | — | 19-7508 |
| KZ1000K1/K2 LTD | 81-82 | 19-0250 | — | 19-7508 |
| KZ1000M1/M2 CSR | 81-82 | 19-0250 | — | 19-7508 |
| KZ1000P1~P21 Police | 82-02 | 19-0250 | — | 19-7508 |
| KZ1000R1/R2 Replica | 82-83 | 19-0250 | — | 19-7508 |
| ZG1000A1~A20 Concours | 86-05 | 19-0250 | — | 19-7508 |
| ZL1000A1 Eliminator | 1987 | 19-0250 | — | 19-7508 |
| ZR1000A1/A2 Z1000 | 03-04 | 19-5026 | — | — |
| ZX1000A1/A2 Ninja 1000R | 86-87 | 19-0250 | — | 19-7508 |
| ZX1000B1/B2/B3 Ninja ZX-10 | 88-90 | 19-0250 | — | 19-7508 |
| KZ1100A1/A2/A3 Shaft | 81-83 | 19-0250 | — | 19-7508 |
| KZ1100B1/B2 GPz | 81-82 | 19-0250 | — | 19-7508 |
| KZ1100D1/D2 Spectre | 82-83 | 19-0250 | — | 19-7508 |
| KZ1100L1 LTD | 1983 | 19-0250 | — | 19-7508 |
| ZN1100B1/B2 LTD | 84-85 | 19-0250 | — | 19-7508 |
| ZR1100A1/A2/A3 | 92-94 | 19-0250 | — | 19-7508 |
| ZX1100A1/A2 GPz | 83-84 | 19-0250 | — | 19-7508 |
| ZX1100C1/C2/C3/C4 Ninja ZX-11 | 90-93 | 19-0250 | — | 19-7508 |
| ZX1100D1~D9 Ninja ZX-11 | 93-01 | 19-0250 | — | 19-7508 |
| ZX1100E1/E2/E3 GPz | 95-97 | 19-0250 | — | 19-7508 |
| ZX1100F1 GPz (ABS) | 1996 | 19-0250 | — | 19-7508 |
| ZR1200A1/A2/A3/A4 ZRX1200 | 01-05 | 19-0250 | — | 19-7508 |
| ZX1200A1/A2 Ninja ZX-12R | 00-01 | 19-5026 | — | 19-7444 |
| ZX1200B1/B2/B3 Ninja ZX-12R | 02-05 | 19-5026 | — | 19-7444 |
| ZX1200C1/C2/C3 ZZ-R1200 | 02-05 | 19-0250 | — | 19-7508 |
| ZG1200A1 Voyager XII | 1986 | 19-0250 | — | 19-7508 |
| ZG1200B1~B17 Voyager XII | 87-03 | 19-0250 | — | 19-7508 |
| KZ1300A1/A2/A3/A4 | 79-82 | — | — | 19-7512* |
| KZ1300B1 Touring | 1980 | — | — | 19-7512* |
| ZN1300A1~A6 Voyager | 83-87 | — | — | 19-7512* |
| 19-7512* O-Rings supplied in Fram Filter will not fit KZ/ZN1300 applications. | | | | |
| VN1500A1~A9 Vulcan 88 | 87-95 | 19-5014 | 19-5016 | 19-7444 |
| VN1500A10~A12 Vulcan 1500 | 96-98 | 19-5014 | 19-5016 | 19-7444 |
| VN1500B1~B4 Vulcan 88 SE | 87-90 | 19-5014 | 19-5016 | 19-7444 |
| VN1500C3/C4 Vulcan 1500 L | 96-97 | 19-5014 | 19-5016 | 19-7444 |
| VN1500D1/D2 Vulcan Classic | 96-97 | 19-5014 | 19-5016 | 19-7444 |
| VN1500E1~E6 Vulcan Classic | 98-03 | 19-5014 | 19-5016 | 19-7444 |
| VN1500G1/G1A/G2A/G3 Nomad | 99-01 | 19-5014 | 19-5016 | 19-7444 |
| VN1500J1/J2 Drifter | 99-00 | 19-5014 | 19-5016 | 19-7444 |
| VN1500L1~L4 Nomad F.I. | 00-03 | 19-5014 | 19-5016 | 19-7444 |
| VN1500N1/N2 Classic F.I. | 00-01 | 19-5014 | 19-5016 | 19-7444 |
| VN1500R1/R2/R3 Drifter | 00-03 | 19-5014 | 19-5016 | 19-7444 |

| KAWASAKI ATV | | | | |
|--------------------------|-------------|-------------------------|----------------------|----------------------|
| Application | Year | Emgo Filter only | Emgo w/o-ring | Fram w/o-ring |
| KLT200A1/A2/A3/A4/A4A | 81-83 | 19-4095 | — | — |
| KLT200B1 | 1983 | 19-4095 | — | — |
| KLT200C1/C2 | 83-84 | 19-4095 | — | — |
| KLF220A1~A15 Bayou 220 | 88-02 | 19-4095 | — | — |
| KLF250A1/A2/A3 Bayou 250 | 03-05 | 19-4095 | — | — |
| KLT250A1/A2 | 82-83 | 19-4095 | — | — |
| KLT250C1/C2/C3 | 83-85 | 19-4095 | — | — |
| KLT250P1 Police | 1984 | 19-4095 | — | — |
| KSF250A1~A17 Mojave | 87-03 | 19-4095 | — | — |
| KSF250A18 KFX250 Mojave | 2004 | 19-4095 | — | — |
| KEF300A1~A6 Lakota 300 | 95-00 | 19-4095 | — | — |
| KEF300B1/B2 Lakota Sport | 01-02 | 19-4095 | — | — |
| KLF300A1/A2 Bayou | 86-87 | 19-4095 | — | — |
| KLF300B1~B17 Bayou 300 | 88-05 | 19-4095 | — | — |

SHOP EQUIP & TOOLS

HARD PARTS

CARB & FUEL

IGNITION/ELECTRICAL

CONTROL

SUSPENSION

ACCESSORIES

OIL FILTERS

SHOP EQUIP & TOOLS

HARD PARTS

CARB & FUEL

IGNITION/ELECTRICAL

CONTROL

SUSPENSION

ACCESSORIES

| KAWASAKI ATV | | | | |
|--------------------------------|-------|------------------|---------------|---------------|
| Application | Year | Emgo Filter only | Emgo w/o-ring | Fram w/o-ring |
| KLF300C1~C16 Bayou 300 4x4 | 89-04 | 19-4095 | — | — |
| KVF300A1~A4 Prairie 300 4x4 | 99-02 | 19-5014 | — | 19-7444 |
| KVF300B1/B2/B3/B4 Prairie 300 | 99-02 | 19-5014 | — | 19-7444 |
| KVF360A1/A2/A3 Prairie 360 4x4 | 03-05 | 19-5014 | — | 19-7444 |
| KVF360B1/B2/B3 Prairie 360 | 03-05 | 19-5014 | — | 19-7444 |
| KVF360C1/C2/C3 Prairie 360 4x4 | 03-05 | 19-5014 | — | 19-7444 |
| KLF400B1~B7 Bayou 400 4x4 | 93-99 | 19-5014 | — | 19-7444 |
| KSF400A1/A2/A3 KFX400 | 03-05 | 19-5031 | — | — |
| KVF400A1/A2 Prairie 400 4x4 | 97-98 | 19-5014 | — | 19-7444 |
| KVF400B1 Prairie 400 | 1998 | 19-5014 | — | 19-7444 |
| KVF400C1~C4 Prairie 400 4x4 | 99-02 | 19-5014 | — | 19-7444 |
| KVF400D1/D2/D3/D4 Prairie 400 | 99-02 | 19-5014 | — | 19-7444 |
| KVF650A1/A2 Prairie 650 4x4 | 02-03 | — | — | 19-7444 |
| KVF650B1/B2 Prairie 650 | 02-03 | — | — | 19-7444 |

| KAWASAKI Utility Vehicles | | | | |
|----------------------------------|---------|------------------|---------------|---------------|
| Application | Year | Emgo Filter only | Emgo w/o-ring | Fram w/o-ring |
| KAF450 B1 Mule 1000 Utility | 19-5014 | — | — | 19-7444 |
| KAF540C1 Mule 2010 Utility | 19-5014 | — | — | 19-7444 |
| KAF540D1 Mule 2020 Utility | 19-5014 | — | — | 19-7444 |
| KAF540E1 Mule 2030 Utility | 19-5014 | — | — | 19-7444 |

| KAWASAKI Dual Sport/Offroad | | | | |
|------------------------------------|-------|------------------|---------------|---------------|
| Application | Year | Emgo Filter only | Emgo w/o-ring | Fram w/o-ring |
| KL250A1~A5 | 78-82 | 19-4095 | — | — |
| KL250C1/C2 | 83-84 | 19-4095 | — | — |
| KL250D2~D22 KLR250 | 85-05 | 19-4095 | — | — |
| KL250G4/G5/G6 Super Sherpa | 00-03 | 19-0197 | — | — |
| KLX250A1/A2 | 79-80 | 19-4095 | — | — |
| KLX250D2/D2/D3/D4 | 94-96 | 19-0197 | — | — |
| KLX300A2~A910 | 97-05 | 19-0197 | — | — |
| KLX400A1 KLX400SR Dual Sport | 2003 | 19-5031 | — | — |
| KLX400B1 KLX400R Offroad | 2003 | 19-5031 | — | — |
| KL600A1/B1/B2 KLR600 | 84-86 | 19-4095 | — | — |
| KL650A1~A19 KLR650 | 87-05 | 19-4095 | — | — |
| KL650B2/B3 Tengai KLR650 | 90-91 | 19-4095 | — | — |
| KLX650A1/A2/A3 Offroad | 93-95 | 19-4095 | — | — |
| KLX650C1~C4 Dual Sport | 93-96 | 19-4095 | — | — |
| KLX650D1 Offroad | 93-96 | 19-4095 | — | — |

| POLARIS ATV | | | | |
|---------------------|-------|------------------|---------------|---------------|
| Application | Year | Emgo Filter only | Emgo w/o-ring | Fram w/o-ring |
| All 4-Stroke models | 95-03 | 19-5014 | — | 19-7444 |

| SUZUKI Street | | | | |
|--------------------------|-------|------------------|---------------|---------------|
| Application | Year | Emgo Filter only | Emgo w/o-ring | Fram w/o-ring |
| GS250TT/TX | 80-81 | — | — | 19-7513 |
| GS300LZ/LD/LF | 82-85 | — | — | 19-7513 |
| GS400B/XB/C/XC | 77-78 | — | — | 19-7513 |
| GSF400M/N/P Bandit | 91-93 | — | — | 19-7513 |
| GS425N/EN/LN | 1979 | — | — | 19-7513 |
| GS450ET/EX/EZ/ED | 80-83 | — | — | 19-7513 |
| GS450GAZ/GAD/GAF | 82-85 | — | — | 19-7513 |
| GS450LT/LX/LZ/LD | 80-83 | — | — | 19-7513 |
| GS450LF/LG/LH/LJ | 85-88 | — | — | 19-7513 |
| GS450ST/SX | 81-82 | — | — | 19-7513 |
| GS450TX/TZ/TXZ/TXD | 81-83 | — | — | 19-7513 |
| GS500EK-K2 | 89-02 | — | — | 19-7513 |
| GS550B/C/EC/N/EN/ET | 77-80 | — | — | 19-7513 |
| GS550ED/ESD | 1983 | — | — | 19-7513 |
| GS550ES3/ESE/EF/ESF/ESG | 83-86 | — | — | 19-7513 |
| GS550LN/LT/LX/LZ/LD | 79-83 | — | — | 19-7513 |
| GS550LF/LG | 85-86 | — | — | 19-7513 |
| GS550MZ Katana | 1982 | — | — | 19-7513 |
| GS550TX | 1981 | — | — | 19-7513 |
| GSF600ST/SV/SW/SX Bandit | 96-99 | 19-2557 | — | 19-7517 |
| GSF600SY/SK1/SK2 Bandit | 00-02 | 19-2557 | — | 19-7517 |

| SUZUKI Street | | | | |
|-----------------------------|-------|------------------|---------------|---------------|
| Application | Year | Emgo Filter only | Emgo w/o-ring | Fram w/o-ring |
| GSX600FJ/K/L/M/N/P Katana | 88-93 | 19-2557 | — | 19-7517 |
| GSX600FR/S/T/V/W Katana | 94-98 | 19-2557 | — | 19-7517 |
| GSX600FX/FY/FK1/FK2 Katana | 99-02 | 19-2557 | — | 19-7517 |
| GSX-R600WN/WP | 92-93 | 19-2557 | — | 19-7517 |
| GSX-R600V/W/X/Y/K1/K2 | 97-02 | 19-2557 | — | 19-7517 |
| RF600RR/RS/RT | 94-96 | 19-2557 | — | 19-7517 |
| GR650D/XD Tempter | 1983 | — | — | 19-7513 |
| GS650EX/EZ | 81-82 | — | — | 19-7513 |
| GS650GX/GZ/GD | 81-83 | — | — | 19-7513 |
| GS650GLX/GLZ/GLD | 81-83 | — | — | 19-7513 |
| GS650MD Katana | 1983 | — | — | 19-7513 |
| LS650FG/FH Savage | 86-87 | 19-6178 | — | — |
| LS650PG/PH/PJ Savage | 86-88 | 19-6178 | — | — |
| LS650PS/T/V/W/X/Y Savage | 95-00 | 19-6178 | — | — |
| LS650PK1/PK2/PK3 Savage | 01-03 | 19-6178 | — | — |
| SV650X/Y/K1/K2/K3 | 99-03 | 19-2557 | — | 19-7517 |
| SV650SX/SY/SK1/SK2/SK3/SK4 | 99-05 | 19-2557 | — | 19-7517 |
| XN85 Turbo | 1983 | — | — | 19-7513 |
| GS700EF/ESF | 1985 | — | — | 19-7513 |
| VS700GLFH Intruder | 1987 | 19-2557 | — | 19-7517 |
| VS700GLPH Intruder | 1987 | 19-2557 | — | 19-7517 |
| VS700GLEPH Intruder | 1987 | 19-2557 | — | 19-7517 |
| GS750B/C/EC/N/EN | 77-79 | — | — | 19-7513 |
| GS750ET/EX/EZ | 80-82 | — | — | 19-7514 |
| GS750ED/ESD | 1983 | — | — | 19-7513 |
| GS750LN | 1979 | — | — | 19-7513 |
| GS750LT/LX | 80-81 | — | — | 19-7514 |
| GS750SD Katana | 1983 | — | — | 19-7514 |
| GS750TZ/TD | 82-83 | — | — | 19-7514 |
| GSX750FK~FV Katana | 89-97 | 19-2557 | — | 19-7517 |
| GSX750FW/X/Y/K1/K2 Katana | 98-02 | 19-2557 | — | 19-7517 |
| GSX-R750J/K/L/M/N | 88-92 | 19-2557 | — | 19-7517 |
| GSX-R750WP/WR/WS | 93-95 | 19-2557 | — | 19-7517 |
| GSX-R750T/V/W/X/Y/K1/K2 | 96-02 | 19-2557 | — | 19-7517 |
| GSXR750K4/K5 | 04-05 | 19-2557 | — | 19-7517 |
| VS750GLPJ/GLPK Intruder | 88-89 | 19-2557 | — | 19-7517 |
| V750GLPL/GLPM Intruder | 90-91 | 19-2557 | — | 19-7517 |
| VL800K1/K2 Intruder Volusia | 01-02 | 19-2557 | — | 19-7517 |
| VS800GLN~GLY Intruder | 92-00 | 19-2557 | — | 19-7517 |
| VS800GLK1/GLK2 Intruder | 01-02 | 19-2557 | — | 19-7517 |
| VX800L/M/N/P | 90-93 | 19-2557 | — | 19-7517 |
| VZ800V/W/X/Y Marauder | 97-00 | 19-2557 | — | 19-7517 |
| VZ800K1/K2 Marauder | 01-02 | 19-2557 | — | 19-7517 |
| GS850GN/GT/GX/GZ/GD | 79-83 | — | — | 19-7514 |
| GS850GLT/GLX/GLZ/GLD | 80-83 | — | — | 19-7514 |
| RF900RR/RS/RT/RV | 94-97 | 19-2557 | — | 19-7517 |
| RF900RZS | 1995 | 19-2557 | — | 19-7517 |
| DL1000K2/K3/K4 V-Strom | 02-04 | 19-2557 | — | 19-7517 |
| GS1000C/EC/N/EN/ET | 78-80 | — | — | 19-7513 |
| GS1000GT/GLT/GX/GLX | 80-81 | — | — | 19-7513 |
| GS1000LN/SN/ST | 79-80 | — | — | 19-7513 |
| GS1000SZ Katana | 1982 | — | — | 19-7514 |
| GSX-R1000K1/K2 | 01-02 | 19-2557 | — | 19-7517 |
| TL1000RW/RX/RX/RK1/RK2 | 98-02 | 19-2557 | — | 19-7517 |
| TL1000RK3 | 03- | 19-2557 | — | 19-7517 |
| TL1000SV/SW/SX/SY/SK1 | 97-01 | 19-2557 | — | 19-7517 |
| GS1100ET/EX/EZ/ED/ESD | 80-83 | — | — | 19-7514 |
| GS1100GKZ/GK2/GKD Shaft | 82-83 | — | — | 19-7513 |
| GS1100GKE Shaft | 1984 | — | — | 19-7513 |
| GS1100GLZ/GLD | 82-83 | — | — | 19-7513 |
| GS1100LT | 1980 | — | — | 19-7514 |
| GS1100SD Katana | 1983 | — | — | 19-7514 |
| GSX1100FJ~FP Katana | 88-93 | 19-2557 | — | 19-7517 |
| GSX1100GM/GN/GP Shaft | 91-93 | 19-2557 | — | 19-7517 |
| GSX-R1100G/H/J/K/L/M/N | 86-92 | 19-2557 | — | 19-7517 |
| GSX-R1100WP/R/S/T/V/W | 93-98 | 19-2557 | — | 19-7517 |
| GS1150ES3~ESG | 83-86 | — | — | 19-7514 |
| GSF1200SV/SW/SX/SY Bandit | 97-00 | 19-2557 | — | 19-7517 |
| GSF1200SK1/SK2/SK3 Bandit | 01-03 | 19-2557 | — | 19-7517 |



TOP 1 OIL
SEE PAGE 330

| SUZUKI Street Application | | | | |
|----------------------------------|-------|------------------|---------------|---------------|
| Application | Year | Emgo Filter only | Emgo w/o-ring | Fram w/o-ring |
| GSX1300R Hayabusa | 99-05 | 19-2557 | — | 19-7517 |
| GV1400GCH Cavalcade | 1987 | 19-2557 | — | 19-7517 |
| GV1400GDH/GDJ Cavalcade | 87-88 | 19-2557 | — | 19-7517 |
| GV1400GTH Cavalcade | 1987 | 19-2557 | — | 19-7517 |
| VS1400GLFH Intruder | 1987 | 19-2557 | — | 19-7517 |
| VS1400GLPH/GLPJ Intruder | 87-88 | 19-2557 | — | 19-7517 |
| VS1400GLP Intruder | 90-02 | 19-2557 | — | 19-7517 |
| VL1500W/X/Y Intruder LC | 98-00 | 19-2557 | — | 19-7517 |
| VL1500K1~K4 Intruder LC1500 | 01-04 | 19-2557 | — | 19-7517 |

| SUZUKI ATV | | | | |
|-------------------------------|-------|------------------|---------------|---------------|
| Application | Year | Emgo Filter only | Emgo w/o-ring | Fram w/o-ring |
| LT160EK/EL/EM/EN Quad | 89-92 | 19-0112 | — | — |
| LT-F160M-K1 | 91-01 | 19-0112 | — | — |
| LT230EH-P Quadrunner | 87-93 | 19-0112 | — | — |
| LT230GEF/GEG Quadrunner | 85-86 | 19-0112 | — | — |
| LT230SF/SG/SH/SJ Quadsport | 85-88 | 19-0112 | — | — |
| LT-F230G/H | 86-87 | 19-0112 | — | — |
| LT250EF/EFF/EFG Quadrunner | 85-86 | 19-0112 | — | — |
| LT250SK/SL | 89-90 | 19-0112 | — | — |
| LT-F250J-FK1 | 88-02 | 19-0112 | — | — |
| LT-F250FK2/FK3 Ozark | 02-03 | 19-0112 | — | — |
| LT-F250FX/FY/FK1/FK2 Quad | 99-02 | 19-0112 | — | — |
| LT300EH/EJ/EK | 87-89 | 19-0112 | — | — |
| LT-F300FX/FY/FK1/FK2 | 99-02 | 19-0112 | — | — |
| LT-4WDH-WDW 4WD Quad | 87-98 | 19-0112 | — | — |
| LT-F4WDXM-WDXW King Quad | 91-98 | 19-0112 | — | — |
| LT-A400K2/K3 Eiger | 02-03 | 19-2557 | — | 19-7517 |
| LT-A400FK2/FK3 Eiger 4WD | 02-03 | 19-2557 | — | 19-7517 |
| LT-F400K2/K3 Eiger | 02-03 | 19-2557 | — | 19-7517 |
| LT-F400FK2/FK3 Eiger 4WD | 02-03 | 19-2557 | — | 19-7517 |
| LT-Z400K3/K4/K5 Quadsport 400 | 03-05 | 19-5031 | — | — |
| LT-A500FY/FK1 | 00-01 | 19-2557 | — | 19-7517 |
| LT-A500FK2/FK3 Vinson | 02-03 | 19-2557 | — | 19-7517 |
| LT-F500FW-FK3 Quadrunner | 98-03 | 19-2557 | — | 19-7517 |

| SUZUKI Dual Sport/Offroad | | | | |
|----------------------------------|-------|------------------|---------------|---------------|
| Application | Year | Emgo Filter only | Emgo w/o-ring | Fram w/o-ring |
| DR125G/H/J | 86-88 | 19-0112 | — | — |
| DR125SER/SES/SET Dual Sport | 94-96 | 19-0112 | — | — |
| DR-Z125K3/K4 Offroad | 03-04 | 19-0112 | — | — |
| DR-Z125LK3/LK4 Offroad | 03-04 | 19-0112 | — | — |
| SP125G/H/J Dual Sport | 86-88 | 19-0112 | — | — |
| DR200G/H/J | 86-88 | 19-0112 | — | — |
| DR200SET-SEK3 Dual Sport | 96-03 | 19-0112 | — | — |
| SP200G/H/J Dual Sport | 86-88 | 19-0112 | — | — |
| DR-Z400Y/K1/K2/K3 Offroad | 00-03 | 19-5031 | — | — |
| DR-Z400SY/SK1/SK2/SK3 Dual | 00-03 | 19-5031 | — | — |
| DR-Z400EY-EK3 Offroad | 00-03 | 19-5031 | — | — |
| DR500X/Z/D | 81-83 | 19-6178 | — | — |
| SP500X/Z/D Dual Sport | 81-83 | 19-6178 | — | — |
| SP600F Dual Sport | 1984 | 19-6178 | — | — |
| DR650SL-SEK3 Dual Sport | 90-03 | 19-6178 | — | — |

| YAMAHA Street | | | | |
|-------------------------|-------|------------------|---------------|---------------|
| Application | Year | Emgo Filter only | Emgo w/o-ring | Fram w/o-ring |
| XC180 Riva | 83-85 | 19-6252 | — | 19-7519 |
| SR185H/J | 81-82 | 19-6149 | — | — |
| XC200 Riva | 87-91 | 19-6252 | — | 19-7519 |
| SR250G/H/J/TH Exciter | 80-82 | 19-6252 | — | 19-7519 |
| SRX250T/TC | 1987 | 19-6149 | — | — |
| XV250U/UC/W/WC/A/AC | 88-90 | 19-6252 | — | 19-7519 |
| XV250G/GC-K/KC Route 66 | 95-98 | 19-6252 | — | 19-7519 |
| XV250L/LC Virago | 1999 | 19-6252 | — | 19-7519 |
| XV250P/PC/R Virago 250 | 02-03 | 19-6252 | — | 19-7519 |

| YAMAHA Street Application | | | | |
|----------------------------------|-------|------------------|---------------|---------------|
| Application | Year | Emgo Filter only | Emgo w/o-ring | Fram w/o-ring |
| XS360C/D/2D | 76-77 | 19-0247 | — | 19-7543 |
| FZR400U/SUC~A/SAC | 88-90 | 19-0247 | — | 19-7543 |
| XS400D/E/F/G/H | 77-81 | 19-0247 | — | 19-7543 |
| XS4002E/2F | 78-79 | 19-0247 | — | 19-7543 |
| XS400J/K Maxim | 82-83 | 19-0247 | — | 19-7543 |
| XS400RJ/RK Seca | 82-83 | 19-0247 | — | 19-7543 |
| XS400SG/SH/SJ Special | 80-82 | 19-0247 | — | 19-7543 |
| SR500E/F/G/H | 78-81 | 19-6252 | — | 19-7519 |
| XV500K Virago | 1983 | 19-6252 | — | 19-7519 |
| XV535T/TC/U Virago | 87-88 | 19-6252 | — | 19-7519 |
| XV535A/AC Virago | 1990 | 19-6252 | — | 19-7519 |
| XV535E/EC-H/HC Virago | 93-96 | 19-6252 | — | 19-7519 |
| XV535J/JC-L/LC Virago | 97-99 | 19-6252 | — | 19-7519 |
| XV535SF/SFC-SH/SHC Virago | 94-96 | 19-6252 | — | 19-7519 |
| XV535SJ/SJC Virago | 1997 | 19-6252 | — | 19-7519 |
| XJ550H/J/K Maxim | 81-83 | 19-0247 | — | 19-7543 |
| XJ550RH/RJ/RK Seca | 81-83 | 19-0247 | — | 19-7543 |
| XZ550RJ/RK Vision | 82-83 | 19-6252 | — | 19-7519 |
| FZ600L/LC/N/NC | 84-85 | 19-0247 | — | 19-7543 |
| FZ600S/SC/T/TC/U/UC | 86-88 | 19-0247 | — | 19-7543 |
| FZR600W/WC/AC | 89-90 | 19-0247 | — | 19-7543 |
| FZR600RA/RAC | 1990 | 19-0247 | — | 19-7543 |
| FZR600RB/RBC~RL/RLC | 91-99 | 19-5014 | 19-5016 | 19-7444 |
| SRX600S/SC | 1986 | 19-6252 | — | 19-7519 |
| XJ600SD/SDC-SK/SKC Seca II | 92-98 | 19-5014 | 19-5016 | 19-7444 |
| YX600S/SC~A/AC Radian | 86-90 | 19-0247 | — | 19-7543 |
| YZF600RG/RGC~RR | 95-03 | 19-5014 | 19-5016 | 19-7444 |
| YZF-R6L/LC~R/RC | 99-05 | 19-5014 | 19-5016 | 19-7444 |
| J650G/H/J/K Maxim | 80-83 | 19-0247 | — | 19-7543 |
| XJ650LH Midnight Maxim | 1981 | 19-0247 | — | 19-7543 |
| XJ650LJ/LK Seca Turbo | 82-83 | 19-0247 | — | 19-7543 |
| XJ650RJ Seca | 1982 | 19-0247 | — | 19-7543 |
| XV5650AK/AKC V-Star Classic | 1998 | 19-6252 | — | 19-7519 |
| XVS650 | 99-01 | 19-6252 | — | 19-7519 |
| XVS650 V-Star | 99-01 | 19-6252 | — | 19-7519 |
| FZ700T/TC | 1987 | — | — | 19-7550 |
| FZX700S/SC/T/TC Fazer | 86-87 | — | — | 19-7550 |
| XJ700N/NC/S/SC Maxim | 85-86 | 19-0247 | — | 19-7543 |
| XJ700XN/XNC/XS/XSC Maxim X | 85-86 | 19-0247 | — | 19-7543 |
| XV700L/LC/N/NC Virago | 84-85 | 19-6252 | — | 19-9707 |
| XV700CS/CSC/CT/CTC Virago | 86-87 | 19-6252 | — | 19-9707 |
| XV700SS/SSC Virago | 1986 | 19-6252 | — | 19-9707 |
| FZ750N/S/SC | 85-86 | — | — | 19-7550 |
| FZ750U/UC | 1988 | — | — | 19-7550 |
| FZR750RT/RU | 87-88 | — | — | 19-7550 |
| XJ750J/K Maxim | 82-83 | 19-0247 | — | 19-7543 |
| XJ750MK Midnight Maxim | 1983 | 19-0247 | — | 19-7543 |
| XJ750RH/RJ/RK Seca | 81-83 | 19-0247 | — | 19-7543 |
| XS750D/2D/E/F | 77-79 | — | — | 19-7544 |
| XS750SE/SF Special | 78-79 | — | — | 19-7544 |
| XV750H/J/K Virago | 81-83 | 19-6252 | — | 19-9707 |
| XXV750MK Midnight Virago | 81-83 | 19-6252 | — | 19-9707 |
| XV750U/UC/W/WC Virago | 88-89 | 19-6252 | — | 19-9707 |
| XV750A/AC~D/DC Virago | 90-92 | 19-6252 | — | 19-9707 |
| XV750E/EC~K/ KC Virago | 93-98 | 19-6252 | — | 19-9707 |
| YZF750RF/RFC | 1994 | 19-5014 | 19-5016 | 19-7444 |
| YZF750RH/RHC~RK/RKC | 96-98 | 19-5014 | 19-5016 | 19-7444 |
| TDM850D/DC/E/EC | 92-93 | 19-6252 | — | 19-7519 |
| XS850G/H | 80-81 | — | — | 19-7544 |
| XS850LG/LH Midnight Special | 80-81 | — | — | 19-7544 |
| XS850SG/SH Special | 80-81 | — | — | 19-7544 |
| XJ900RK Seca | 1983 | 19-0247 | — | 19-7543 |
| XV920J/K Virago | 82-83 | 19-6252 | — | 19-9707 |

SHOP EQUIP & TOOLS

HARD PARTS

CARB & FUEL

IGNITION/ELECTRICAL

CONTROL

SUSPENSION

ACCESSORIES

K&L SUPPLY CO. 1040 RICHARD AVE SANTA CLARA, CA 95050

Toll Free: 800-727-6767 Fax: 1-408-727-4842 www.klsupply.com

OIL FILTERS & OIL FILTER BOLTS

SHOP EQUIP & TOOLS

HARD PARTS

CARB & FUEL

IGNITION/ELECTRICAL

CONTROL

SUSPENSION

ACCESSORIES

| YAMAHA Street Application | | | | |
|--------------------------------|------------------|---------------|---------------|---------|
| Year | Emgo Filter only | Emgo w/o-ring | Fram w/o-ring | |
| XV920MK Midnight Virago | 81-83 | 19-6252 | — | 19-9707 |
| XV920RH/RJ | 81-82 | 19-6252 | — | 19-9707 |
| FZR1000T/TC~A/AC | 87-90 | — | — | 19-7550 |
| FZR1000B/BC~G/GC | 91-95 | 19-5014 | 19-5016 | 19-7444 |
| GTS1000AE/AEC/AF/AFC | 93-94 | 19-5014 | 19-5016 | 19-7444 |
| XV1000L/LC/N/NC Virago | 84-85 | 19-6252 | — | 19-9707 |
| YZF1000RJ/RJC | 1997 | 19-5014 | 19-5016 | 19-7444 |
| YZF1000RK/RKC | 1998 | 19-5014 | 19-5016 | 19-7444 |
| YZF-R1 | 99-03 | 19-5014 | 19-5016 | 19-7444 |
| FJ1100L/LC/N/NC | 84-85 | — | — | 19-7550 |
| XJ1100J Maxim | 1982 | — | — | 19-7544 |
| XS1100E/F/G/H | 78-81 | — | — | 19-7544 |
| XS1100LG/LH Midnight Special | 80-81 | — | — | 19-7544 |
| XS1100SF/SG/SH Special | 79-81 | — | — | 19-7544 |
| XV1100S/SC~K/KC Virago | 86-98 | 19-6252 | — | 19-9707 |
| XVS1100AM/AMC V-Star Classic | 00-01 | 19-6252 | — | 19-7519 |
| XVS1100L/LC/M/MC V-Star | 99-01 | 19-6252 | — | 19-7519 |
| FJ1200S/SC/T/TC | 86-87 | — | — | 19-7550 |
| FJ1200W/WC~D/DC | 89-92 | — | — | 19-7550 |
| FJ1200AD/ADC/AE/AEC (ABS) | 92-93 | — | — | 19-7550 |
| VMX12N/NC~G/GC V-Max | 85-95 | — | — | 19-7544 |
| VMX12H/HC~R V-Max | 96-03 | 19-5014 | 19-5016 | 19-7444 |
| XVZ12 Venture & Venture Royale | 83-85 | — | — | 19-7544 |
| XVZ13 Venture & Venture Royale | 86-93 | — | — | 19-7544 |
| XVZ13 Royal Star (all) | 96-00 | 19-5014 | 19-5016 | 19-7444 |
| XV1600A Roadstar | 99-05 | 19-5014 | 19-5016 | 19-7444 |

| YAMAHA ATV | | | | |
|-------------------------------|-------|---------|------|---|
| Year | Emgo | Emgo | Fram | |
| YFM200N Moto-4 | 1985 | 19-6149 | — | — |
| YFM200DXS/DXT/DXU/DXW | 86-89 | 19-6149 | — | — |
| YTM200K/L/N Tri-Moto | 83-85 | 19-6149 | — | — |
| YTM200EK/EL/ERN Tri-Moto | 83-85 | 19-6149 | — | — |
| YFM225S/T/U Moto-4 | 86-88 | 19-6149 | — | — |
| YTM225DXK~DXN Tri-Moto | 83-85 | 19-6149 | — | — |
| YTM225DRN/DRS Tri-Moto | 85-86 | 19-6149 | — | — |
| YFU1W/YFU1TW Pro Hauler | 1989 | 19-6147 | — | — |
| YFB250D/E/F/G/H Timberwolf | 92-96 | 19-6149 | — | — |
| YFB250UH/UJ/UK Timberwolf | 96-98 | 19-6149 | — | — |
| YFB250FWF~FWM Timberwolf | 94-00 | 19-6149 | — | — |
| YFM250W/A/B Moto 4 | 89-91 | 19-6149 | — | — |
| YFM250M/MC Bear Tracker 2WD | 2000 | 19-6149 | — | — |
| YFM250XL/XLC Bear Tracker | 1999 | 19-6149 | — | — |
| YFM250XN/XP | 01-02 | 19-6149 | — | — |
| YFM350ERT~ERA Moto-4 | 87-90 | 19-6147 | — | — |
| YFM350ERD~ERG Moto-4 | 92-95 | 19-6147 | — | — |
| YFM350FWT~FWJ Big Bear | 87-97 | 19-6147 | — | — |
| YFM350FWBJ/FWBK/FWBKC | 97-98 | 19-6147 | — | — |
| YFM350FWBL/FWBLC Big Bear | 1999 | 19-6147 | — | — |
| YFM350FHL/FHLC Big Bear 4WD | 1999 | 19-6147 | — | — |
| YFM350FXG~FXK Wolverine | 95-98 | 19-6147 | — | — |
| YFM350FXL/FXLC/FXM/FXMC | 99-00 | 19-6147 | — | — |
| YFM350UH/UJ/UK/UL/ULC | 96-99 | 19-6147 | — | — |
| YFM350XT~XR/XRC Warrior | 87-03 | 19-6147 | — | — |
| YFP350U Terrapro | 1988 | 19-6147 | — | — |
| YFM400FWE~FWL/FWLC Kodiak | 93-99 | 19-6147 | — | — |
| YFM660RN/RNC/RP/RR Raptor | 01-05 | 19-5030 | — | — |
| YFM660RPB/RRB Raptor Limited | 02-03 | 19-5030 | — | — |
| YFM660RLER Bk Limited Edition | 2003 | 19-5030 | — | — |



| YAMAHA Dual Sport/Offroad Application | | | | |
|---------------------------------------|------------------|---------------|---------------|---------|
| Year | Emgo Filter only | Emgo w/o-ring | Fram w/o-ring | |
| XT125J/K/KC Dual Sport | 82-83 | 19-6149 | — | — |
| BW200N/S | 85-86 | 19-6149 | — | — |
| BW200ES/ET/EU | 86-88 | 19-6149 | — | — |
| TW200T/TC~R/RC Trailway | 87-03 | 19-6149 | — | — |
| XT200J/K/KC Dual Sport | 82-83 | 19-6149 | — | — |
| TT225S/T | 86-87 | 19-6149 | — | — |
| TT-R225L/LC/M/MC/N/NC | 99-01 | 19-6149 | — | — |
| TT-R225P/PC/R/RC/S/SC | 02-04 | 19-6149 | — | — |
| XT225D/DC~R/RC Serrow | 92-03 | 19-6149 | — | — |
| TT250G/H/J | 80-82 | 19-6252 | — | 19-7519 |
| TTR250L/LC~R/RC Offroad | 99-03 | 19-6147 | — | — |
| WR250FN/FP Offroad | 01-02 | 19-6147 | — | — |
| XT250G/H/J/K/KC Dual Sport | 80-83 | 19-6252 | — | 19-7519 |
| XT250L/LC Dual Sport | 1984 | 19-6149 | — | — |
| YZ250FN/FP Offroad | 01-02 | 19-6147 | — | — |
| BW350T/U | 87-88 | 19-6252 | — | 19-7519 |
| TT350S/T | 86-87 | 19-6149 | — | — |
| XT350N/NC~M/MC Dual Sport | 85-00 | 19-6149 | — | — |
| WR400FK/FL/FM Offroad | 98-00 | 19-6147 | — | — |
| YZ400FK/FL Offroad | 98-99 | 19-6147 | — | — |
| WR426FN/FP Offroad | 01-02 | 19-6147 | — | — |
| YZ426FM/FN/FP Offroad | 00-02 | 19-6147 | — | — |
| TT500C/D/E/F/G/H Offroad | 76-81 | 19-6252 | — | 19-7519 |
| XT500C/D/E/F/G/H Dual Sport | 76-81 | 19-6252 | — | 19-7519 |
| XT550J/K Dual Sport | 82-83 | 19-6252 | — | 19-7519 |
| TT600K/L/N/S Offroad | 83-86 | 19-6252 | — | 19-7519 |
| XT600L/LC~EG/EGC Dual Sport | 84-95 | 19-6252 | — | 19-7519 |



OIL FILTER BOLTS

Oil filter bolts sold each.

HONDA

| | | | |
|---------|---------------|-------------------------------------|-----------|
| 19-1385 | 15420-300-020 | 89mm overall length | 17mm head |
| | | Fits Honda Oil Filter 15410-426-010 | |
| 19-1371 | 15420-MA6-000 | 80mm overall length | |
| | | Fits Honda Oil Filter 154A1-413-005 | |

KAWASAKI

| | | | |
|---------|------------|---|-----------|
| 19-1385 | 16126-1108 | 89mm overall length | 17mm head |
| | | Fits Kawasaki Oil Filters 16009-002 & 16009-003 | |

YAMAHA

| | | | |
|---------|-----------------|---|-----------|
| 19-6065 | 1L9-13340-01-00 | 83mm overall length | 17mm head |
| | | Fits Yamaha Oil Filters 1L9-13441-11-00 and 36Y-13441-00-00 | |

OIL FILLER CANS AND SPOUTS
SEE PAGE 332





OIL DRAIN PLUG BOLTS

Magnetic insert traps metal particles that would damage engine parts. *Made in Japan.* Sold each.

HONDA

| K&L P/N | OEM Reference | Dimensions/Size | Head Size |
|---------|---------------|-----------------|-----------|
| 15-4032 | 92800-14000 | 14mm x 1.50mm | 19mm |
| 15-4037 | 92800-12000 | 12mm x 1.50mm | 17mm |

KAWASAKI


| | | | |
|---------|------------|---------------|------|
| 15-4030 | 92001-1183 | 19mm x 1.50mm | |
| 15-4037 | 92066-1174 | 12mm x 1.50mm | 17mm |

SUZUKI

| | | | |
|---------|-------------|---------------|------|
| 15-4035 | 09247-14001 | 14mm x 1.25mm | 21mm |
|---------|-------------|---------------|------|

YAMAHA

| | | | |
|---------|----------------|---------------|------|
| 15-4032 | 90101-14259-00 | 14mm x 1.50mm | 19mm |
|---------|----------------|---------------|------|



OIL DRAIN PLUG BOLTS

These oil drain plug bolts come with magnetic insert and washer. Head of bolt is pre-drilled for adding safety wire. ATV and offroad applications. Available in the following sizes:

HONDA

| K&L P/N | OEM Reference | Dimensions/Size | Head Size |
|---------|---------------|-----------------|-----------|
| 15-4119 | 90015-KA3-711 | 12mm x 1.5mm | 14mm |

KAWASAKI

| | | | |
|---------|------------|--------------|------|
| 15-4120 | 92066-1437 | 10mm x 1.5mm | 14mm |
|---------|------------|--------------|------|

SUZUKI

| | | | |
|---------|-------------|---------------|------|
| 15-4114 | 01500-12163 | 12mm x 1.25mm | 14mm |
| 15-4113 | 09248-10007 | 14mm x 1.25mm | 14mm |

YAMAHA

| | | | |
|---------|----------------|--------------|------|
| 15-4119 | 90340-12059-00 | 12mm x 1.5mm | 14mm |
| 15-4125 | 90340-14132-00 | 14mm x 1.5mm | 14mm |



28-1408



28-1527

EMGO KICKSTARTERS

Sold each. Available for the following applications:

HONDA

28-1408 28300-126-000, 28300-033-000
 Z50AK1/AK2/AK3/AK4/AK5 Mini 50 (69-75),
 Z50 Mini Trail 50 (76-78), CT70H/HK1 Trail 70 (69-70),
 CT70K1/K2/K3/K4 Trail 70 (72-75), CT70 Trail 70 (76-79),
 CT90/K1/K2/K3/K4/K5/K6/CT90 (69-79)



28-1595



28-1566

SUZUKI

28-1527 26300-38220, 26300-38211, 26300-38210,
 26300-38201, 26300-38200
 DR250Z/D/F (82-85), SP250Z/D/F (82-85), DR370C/N (78-79),
 SP370C/N (78-79), DR400T (1980), SP400T (1980),
 DR500X/Z/D (81-83), SP500X/Z/D (81-83)

YAMAHA

28-1595 2A6-15620-01-00
 DT125E/F/G/H (78-81), DT175E/F/G/H (78-81)

28-1566 3AY-15620-00-00
 2A3-15620-00-00

JT1/JT11/JT2-60 Mini Enduro (71-72), JT2MX60 (1972),
 DT80H/J/K (81-83), GT1/GT80A/B/C Enduro (73-76),
 GT80E Enduro (1978), GTMX/GTMXA/GTMXB-80 (73-75),
 GTMXC/GTMXD-80 (76-77), GTMXE/GTMXF-80 (78-79),
 MX80G/H/J (80-82), YZ80A/B/C/D (74-77)

OIL DRAIN PLUG WASHER ASSORTMENT

Kit contains 75 pieces, 25 pieces each from applications listed.

| Part Number | Application | Dimensions |
|-------------|---|---------------------------------|
| 15-8484 | Complete Kit-75 pieces. Replacements sold in pk/25. | |
| 15-8480 | Honda 12mm | 94109-12000 12.5 x 20 x 2.0mm |
| 15-8481 | Honda 14mm | 94109-14000 14.5 x 22.5 x 2.0mm |
| 15-8482 | Kawasaki 12mm | 92065-097 12.5 x 22.5 x 2.0mm |

SHOP EQUIP & TOOLS

HARD PARTS

CARB & FUEL

IGNITION/ELECTRICAL

CONTROL

SUSPENSION

ACCESSORIES

K&N OIL FILTERS

SHOP EQUIP & TOOLS

HARD PARTS

CARB & FUEL

IGNITION/ELECTRICAL

CONTROL

SUSPENSION

ACCESSORIES



**POWERSPORTS
PERFORMANCE GOLD®
OILFILTER**

K&N OIL FILTERS

K&N oil filters are equal to or exceed OEM Specifications. Outstanding oil filtration. Compatible with today's modern oils. Spin-on oil filters include hex nut for easy installation and removal. Hex nut is drilled so filter can be safety wired to bike. "TUV" product endorsed. Sold each.

APRILLA

| K&L P/N | K&N P/N | OEM P/N |
|---------|---------|-----------|
| 19-7429 | KN-152 | 02 56 187 |
| 19-7438 | KN-151 | 25 61 85 |
| 19-7473 | KN-185 | 02 64 50 |

BMW

| | | |
|---------|--------|---|
| 19-7417 | KN-163 | 11001 341 616, 11421 460 687, 11421 460 845 |
| 19-7438 | KN-151 | 11412 343 118, 11412 343 452 |
| 19-7469 | KN-161 | 11421 337 198, 11421-337-572 |
| 19-7473 | KN-185 | 11417 651 414 |

DUCATI

| | | |
|---------|--------|--------------|
| 19-7413 | KN-153 | 09 054 99 60 |
|---------|--------|--------------|

HARLEY-DAVIDSON®

EXTRA LONG FILTER

| | | |
|---------|---------|-----------------|
| 19-7420 | KN-173C | 63813-90 Chrome |
|---------|---------|-----------------|

LONG FILTER

| | | |
|---------|---------|--|
| 19-7459 | KN-170 | 63805-80 Black with Anti Drain Valve |
| 19-7409 | KN-170C | 63796-77 Chrome with Anti Drain Valve |
| 19-7404 | KN-171B | 63731-99 Black without Anti Drain Valve |
| 19-7506 | KN-171C | 63731-99 Chrome without Anti Drain Valve |

SHORT FILTER

| | | |
|---------|---------|------------------------------|
| 19-7427 | KN-172C | 63782-80 Chrome 63810-80A |
|---------|---------|------------------------------|

V-ROD FILTER

| | | |
|---------|---------|----------|
| 19-7470 | KN-174C | 6379301K |
|---------|---------|----------|

HONDA

| K&L P/N | K&N P/N | OEM P/N |
|---------|---------|---------------------------------------|
| 19-7405 | KN-401 | 15410-426-010 |
| 19-7408 | KN-112 | 15412-KF0-315 |
| 19-7421 | KN-202 | 15410-MJ0-003 |
| 19-7515 | KN-204 | 15410-MCJ-003, 15410-MCJ-000 |
| 19-7315 | KN-204C | 15410-MCJ-003, 15410-MCJ-000 (Chrome) |
| 19-7507 | KN-303 | 15410-MM9-013 |
| 19-7411 | KN-303C | 15410-MM9-013 (Chrome) |
| 19-7474 | KN-116 | 15412-MEN-671 |
| 19-7510 | KN-115 | 15412-MEB-671 |
| 19-7511 | KN-113 | 15412-HM5-A10 |
| 19-7416 | KN-111 | 154A1-413-005 |

HUSQVARNA

| | | |
|---------|--------|-----------|
| 19-7468 | KN-154 | 800081675 |
|---------|--------|-----------|

KAWASAKI

| | | |
|---------|---------|---|
| 19-7421 | KN-202 | 16097-1054, 16097-1056 |
| 19-7507 | KN-303 | 16097-1059, 16097-1061, 16097-1063, 16097-1064 16097-1066, 16097-1067 (Black) |
| 19-7411 | KN-303C | 16097-1059, 16097-1061, 16097-1063, 16097-1064 16097-1066, 16097-1067 (Chrome) |
| 19-7515 | KN-204 | 16097-1068, 16097-1070, 16097-1072 (Black) |
| 19-7315 | KN-204C | 16097-1068, 16097-1070, 16097-1072 (Chrome) |
| 19-7461 | KN-126 | 16099-002 |
| 19-7405 | KN-401 | 16099-003 |
| 19-7415 | KN-123 | 16099-004 |
| 19-7440 | KN-207 | 52010-0001 |
| 19-7407 | KN-139 | 52010-S004 |
| 19-7408 | KN-112 | 52010-1053 |

KTM

| | | |
|---------|--------|----------------|
| 19-7401 | KN-155 | 580 38 005 000 |
| 19-7428 | KN-156 | 590 38 045 000 |
| 19-7402 | KN-157 | 590 38 046 000 |
| 19-7475 | KN-158 | 600 38 015 000 |

POLARIS

| | | |
|---------|--------|---------|
| 19-7422 | KN-196 | 2540006 |
| 19-7507 | KN-303 | 3084963 |

TRIUMPH

| | | |
|---------|--------|--------------|
| 19-7424 | KN-191 | T1210200 |
| 19-7458 | KN-192 | 1210031T0301 |

SUZUKI

| | | |
|---------|---------|---------------------------------------|
| 19-7425 | KN-133 | 16500-45810, 16500-45820 |
| 19-7460 | KN-131 | 16510-05240 |
| 19-7472 | KN-134 | 16510-05A00 |
| 19-7414 | KN-132 | 16510-19B00, 16510-24501, 16510-25C00 |
| 19-7407 | KN-139 | 16510-29F00 |
| 19-7509 | KN-138 | 16510-34E00 (Black) |
| 19-7423 | KN-138C | 16510-34E00 (Chrome) |
| 19-7426 | KN-136 | 16510-38240 |
| 19-7441 | KN-137 | 16510-37450 |
| 19-7440 | KN-207 | K5201-00001 |

YAMAHA

| | | |
|---------|--------|----------------------------------|
| 19-7462 | KN-146 | 1J7-13440-91-00 |
| 19-7439 | KN-144 | 1L9-13441-11-00 |
| 19-7516 | KN-142 | 1UY-13440-02-00 |
| 19-7507 | KN-303 | 3FV-13440-00-00, 5GH-13440-00-00 |
| 19-7405 | KN-401 | 36Y-13441-00-00 |
| 19-7410 | KN-145 | 4X7-13440-90-00 |
| 19-7406 | KN-147 | 5DM-13440-09-00 |
| 19-7418 | KN-143 | 5H0-13440-09-00 |
| 19-7471 | KN-148 | 5JW-13440-00-00 |
| 19-7410 | KN-145 | 5JX-13440-00-00 |
| 19-7403 | KN-141 | 5TA-13440-00-00 |

| APRILLA Street | | | | |
|-----------------------|-------|---------|---------|--------|
| Application | Year | K&N P/N | BLACK | CHROME |
| 125 Leonardo | 97-03 | KN-185 | 19-7473 | — |
| 125 Scarabero | 99-01 | KN-185 | 19-7473 | — |
| 125 Scarabero GT | 2002 | KN-185 | 19-7473 | — |
| 150 Leonardo | 99-03 | KN-185 | 19-7473 | — |
| 150 Scarabero | 00-03 | KN-185 | 19-7473 | — |
| 200 Scarabero | 2002 | KN-185 | 19-7473 | — |
| 350 ETX | 85-90 | KN-151 | 19-7438 | — |
| 350 ETX Tuareg Wind | 88-90 | KN-151 | 19-7438 | — |
| 600 Tuareg | 88-93 | KN-151 | 19-7438 | — |
| 650 Moto | 95-01 | KN-151 | 19-7438 | — |
| 650 Pegaso | 93-00 | KN-151 | 19-7438 | — |
| 650 I.E.Pegaso | 01-04 | KN-151 | 19-7438 | — |
| 650 Stark | ALL | KN-152 | 19-7429 | — |
| ETV 1000 Caponord | 01-04 | KN-152 | 19-7429 | — |
| RST 1000 Futura | 01-04 | KN-152 | 19-7429 | — |
| RSV Millie 1000 | 99-03 | KN-152 | 19-7429 | — |
| RSV Millie R 1000 | 00-03 | KN-152 | 19-7429 | — |
| RSV Millie SP 1000 | 00-02 | KN-152 | 19-7429 | — |
| SL 1000 Falco | 00-04 | KN-152 | 19-7429 | — |
| Tuono 1000, All | 03-05 | KN-152 | 19-7429 | — |

| ARCTIC CAT ATV | | | | |
|-----------------------|-------|--------|---------|---------|
| 250 2x4 | 99-05 | KN-132 | 19-7414 | — |
| 300 2x4 | 98-04 | KN-132 | 19-7414 | — |
| 300 4x4 | 98-05 | KN-132 | 19-7414 | — |
| 400 2x4 | 98-04 | KN-138 | 19-7509 | 19-7423 |
| 400 4x4 | 98-05 | KN-138 | 19-7509 | 19-7423 |
| 454 2x4 | 96-98 | KN-138 | 19-7509 | 19-7423 |
| 454 4x4 | 96-98 | KN-138 | 19-7509 | 19-7423 |
| 500 4x4 | 98-05 | KN-138 | 19-7509 | 19-7423 |
| 500 4x4 Automatic | 00-05 | KN-138 | 19-7509 | 19-7423 |
| 500 Standard | 99-02 | KN-138 | 19-7509 | 19-7423 |
| 650 4x4 | 04-06 | KN-204 | 19-7515 | 19-7315 |

| BMW Street | | | | |
|-------------------|-------|--------|---------|---|
| 125 C1 | 01-03 | KN-185 | 19-7473 | — |
| 200 C1 | 01-03 | KN-185 | 19-7473 | — |
| R45 | 78-80 | KN-161 | 19-7469 | — |
| R45N | 78-80 | KN-161 | 19-7469 | — |
| R50/5 | 69-73 | KN-161 | 19-7469 | — |
| R60 | 69-84 | KN-161 | 19-7469 | — |
| F650 ALL | 93-06 | KN-151 | 19-7438 | — |
| R65 | 78-88 | KN-161 | 19-7469 | — |
| R65 LS | 80-82 | KN-161 | 19-7469 | — |
| K75 | 87-97 | KN-163 | 19-7417 | — |
| K75 RT | 90-97 | KN-163 | 19-7417 | — |
| K75 RT AB | 91-95 | KN-163 | 19-7417 | — |
| K75 C | 85-88 | KN-163 | 19-7417 | — |
| K75 S | 86-92 | KN-163 | 19-7417 | — |
| K75 S | 96-97 | KN-163 | 19-7417 | — |
| K75 S ABS | 91-95 | KN-163 | 19-7417 | — |
| R75 | 69-84 | KN-161 | 19-7469 | — |
| R80 | 84-94 | KN-161 | 19-7469 | — |
| R80 GS | 80-95 | KN-161 | 19-7469 | — |
| R80 R | 93-95 | KN-161 | 19-7469 | — |
| R80 RT | 84-95 | KN-161 | 19-7469 | — |
| R80 ST | 82-90 | KN-161 | 19-7469 | — |
| R850 C | 99-02 | KN-163 | 19-7417 | — |
| R850 C Avantgarde | 2001 | KN-163 | 19-7417 | — |
| R850 C Classic | 2001 | KN-163 | 19-7417 | — |
| R850 GS Boxer | 1999 | KN-163 | 19-7417 | — |
| R850 R Boxer | 99-01 | KN-163 | 19-7417 | — |
| R850 RT Boxer | 1999 | KN-163 | 19-7417 | — |
| R90 | 1975 | KN-161 | 19-7469 | — |
| R90 S | 73-76 | KN-161 | 19-7469 | — |
| K1 | 89-90 | KN-163 | 19-7417 | — |

| BMW Street | | | | |
|--------------------------|-------|---------|---------|--------|
| Application | Year | K&N P/N | BLACK | CHROME |
| K1 | 1994 | KN-163 | 19-7417 | — |
| K1 ABS | 91-93 | KN-163 | 19-7417 | — |
| K100 | 83-90 | KN-163 | 19-7417 | — |
| K100 LT | 83-88 | KN-163 | 19-7417 | — |
| K100 LT | 93-94 | KN-163 | 19-7417 | — |
| K100L T ABS | 89-92 | KN-163 | 19-7417 | — |
| K100 RS | 83-88 | KN-163 | 19-7417 | — |
| K100 RS | 90-91 | KN-163 | 19-7417 | — |
| K100 RS ABS | 88-89 | KN-163 | 19-7417 | — |
| K100 RS ABS | 91-92 | KN-163 | 19-7417 | — |
| K100 RT | 83-94 | KN-163 | 19-7417 | — |
| R100 CS (w/o Oil Cooler) | 73-90 | KN-161 | 19-7469 | — |
| R100 GS | 87-94 | KN-161 | 19-7469 | — |
| R100 R (w/o Oil Cooler) | 87-96 | KN-161 | 19-7469 | — |
| R100 RS (w/o Oil Cooler) | 87-96 | KN-161 | 19-7469 | — |
| R100 RT (w/o Oil Cooler) | 87-96 | KN-161 | 19-7469 | — |
| R100 S (w/o Oil Cooler) | 73-90 | KN-161 | 19-7469 | — |
| K1100 LT | 1992 | KN-163 | 19-7417 | — |
| K1100 LT | 98-99 | KN-163 | 19-7417 | — |
| K1100 LT ABS | 93-97 | KN-163 | 19-7417 | — |
| K1100 LT ABS S.E | 1994 | KN-163 | 19-7417 | — |
| R1100 GS | 93-94 | KN-163 | 19-7417 | — |
| R1100 GS | 1999 | KN-163 | 19-7417 | — |
| R1100 GS ABS | 1999 | KN-163 | 19-7417 | — |
| R1100 S | 95-98 | KN-163 | 19-7417 | — |
| R1100 R | 1995 | KN-163 | 19-7417 | — |
| R1100 R | 2001 | KN-163 | 19-7417 | — |
| R1100 R ABS | 95-00 | KN-163 | 19-7417 | — |
| R1100 RS | 1993 | KN-163 | 19-7417 | — |
| R1100 RS ABS | 94-01 | KN-163 | 19-7417 | — |
| R1100 RS ABS SE | 94-95 | KN-163 | 19-7417 | — |
| R1100 RT ABS | 99-01 | KN-163 | 19-7417 | — |
| R1150 ALL | 99-05 | KN-163 | 19-7417 | — |
| K1200 ALL | 1999 | KN-163 | 19-7417 | — |
| R1200 C Cruiser | 99-05 | KN-163 | 19-7417 | — |

| BOMBARDIER | | | | |
|-------------------|------|--------|---------|---|
| DS 650 Pegaso | 2000 | KN-151 | 19-7438 | — |

| BUELL | | | | |
|-------------------------|-------|--------|---|---------|
| M2 Cyclone 1200 | 97-02 | KN-171 | — | 19-7506 |
| S3 Thunderbolt 1200 | 94-02 | KN-171 | — | 19-7506 |
| S3T Thunderbolt 1200 | 94-02 | KN-171 | — | 19-7506 |
| S1 Lightning 1200 | 94-02 | KN-171 | — | 19-7506 |
| S1 White Lightning 1200 | 2002 | KN-171 | — | 19-7506 |
| S2 Thunderbolt 1200 | 94-02 | KN-171 | — | 19-7506 |
| S2T Thunderbolt 1200 | 94-02 | KN-171 | — | 19-7506 |
| X1 Lightning 1200 | 99-02 | KN-171 | — | 19-7506 |

| CAGIVA | | | | |
|-------------------------|-------|--------|---------|---------|
| 650 Alazzurra GT Sports | 82-88 | KN-153 | 19-7413 | — |
| 650 Alazzurra Sports | 82-88 | KN-153 | 19-7413 | — |
| 650 Raptor | 00-01 | KN-138 | 19-7509 | 19-7423 |
| 650 V Raptor | 01-04 | KN-138 | 19-7509 | 19-7423 |
| 750 Elephant | 89-98 | KN-153 | 19-7413 | — |
| 900 Elephant | 92-97 | KN-153 | 19-7413 | — |
| 900 Gran Canyon | 1999 | KN-153 | 19-7413 | — |
| 1000 Navigator | 00-01 | KN-138 | 19-7509 | 19-7423 |
| 1000 Extra Raptor | 2001 | KN-138 | 19-7509 | 19-7423 |
| Raptor, V Raptor | 00-04 | KN-138 | 19-7509 | 19-7423 |



SHOP EQUIP & TOOLS

HARD PARTS

CARB & FUEL

IGNITION/ELECTRICAL

CONTROL

SUSPENSION

ACCESSORIES

K&N OIL FILTERS

SHOP EQUIP & TOOLS

HARD PARTS

CARB & FUEL

IGNITION/ELECTRICAL

CONTROL

SUSPENSION

ACCESSORIES

| DUCATI Street | | | | |
|---------------------------|-------|---------|---------|--------|
| Application | Year | K&N P/N | BLACK | CHROME |
| 350 F3 | ALL | KN-153 | 19-7413 | — |
| 350 Indiana | ALL | KN-153 | 19-7413 | — |
| 350 Pantah | ALL | KN-153 | 19-7413 | — |
| 600 Monster | 93-01 | KN-153 | 19-7413 | — |
| 600 Pantah Sports | 81-85 | KN-153 | 19-7413 | — |
| 600SS | 93-98 | KN-153 | 19-7413 | — |
| 650 Indiana Custom | 86-88 | KN-153 | 19-7413 | — |
| 748 | 97-03 | KN-153 | 19-7413 | — |
| 748 SP/Biposto | 95-99 | KN-153 | 19-7413 | — |
| 748 R/S /SP | 94-02 | KN-153 | 19-7413 | — |
| 749 ALL | 03-05 | KN-153 | 19-7413 | — |
| 750 F1 MKII | 1985 | KN-153 | 19-7413 | — |
| 750 F1 MKII | 1987 | KN-153 | 19-7413 | — |
| 750 Indiana Custom | 87-88 | KN-153 | 19-7413 | — |
| 750 Sport | 1988 | KN-153 | 19-7413 | — |
| 750 Sport | 90-02 | KN-153 | 19-7413 | — |
| 750 SS | 91-02 | KN-153 | 19-7413 | — |
| M 750 Monster | 97-01 | KN-153 | 19-7413 | — |
| M 750 Monster / Dark i.e. | 2002 | KN-153 | 19-7413 | — |
| Paso 750 | 86-90 | KN-153 | 19-7413 | — |
| 800 Sport | 2003 | KN-153 | 19-7413 | — |
| 800 Supersport | 03-04 | KN-153 | 19-7413 | — |
| 851 Strada | 89-92 | KN-153 | 19-7413 | — |
| 888 Strada | 92-94 | KN-153 | 19-7413 | — |
| 900 MH | 2001 | KN-153 | 19-7413 | — |
| 900 Sport | 2002 | KN-153 | 19-7413 | — |
| 900 Superlight | 92-97 | KN-153 | 19-7413 | — |
| 900 SS | 91-02 | KN-153 | 19-7413 | — |
| M 900 Monster ALL | 93-02 | KN-153 | 19-7413 | — |
| 916 ALL | 93-03 | KN-153 | 19-7413 | — |
| 996 | 98-01 | KN-153 | 19-7413 | — |
| 996 Biposto | 1999 | KN-153 | 19-7413 | — |
| 996 R/S | 2001 | KN-153 | 19-7413 | — |
| 996 ST4S | 01-05 | KN-153 | 19-7413 | — |
| 996 SPS | 1999 | KN-153 | 19-7413 | — |
| 998/R/S | 02-03 | KN-153 | 19-7413 | — |
| 999/999 S/999 R | 03-05 | KN-153 | 19-7413 | — |
| 1000 Supersport/DS | 03-05 | KN-153 | 19-7413 | — |

HARLEY-DAVIDSON®

EXTRA LONG FILTER

19-7420 KN-173C *With Anti-Drain Back Valve*

63813-90 Chrome. All Dyna Glide® models

from 1991-1998, Sportster® models from late 1984-2003 and all Big Twin models from 1992-1999. (except Twin Cam88® models)

LONG FILTERS

Without Anti-Drain Back Valve

19-7459 KN-170 63805-80 Black

19-7409 KN-170C 63796-77 Chrome

With Anti-Drain Back Valve

19-7404 KN-171B 63731-99 Black

19-7506 KN-171C 63731-99 Chrome

All Twin Cam 88® models from 1998 to present and all 5-speed models (except Dyna Glide® models) from 1980 to present, late 1984-2003 Sportster® and Buell® models, and all Softail® models

SHORT FILTER

19-7427 KN-172C *Without Anti-Drain Back Valve*

63782-80 Chrome, 63810-80A. All Sportster® models 1980 to early 1984, and 4-speed Big Twin models (except Softail® models) with factory installed spin-on oil filters from late 1982-1986.

V-ROD FILTER

19-7470 KN-174C *With Anti-Drain Back Valve*

6379301K All VRSCA / VRSCB
V-Rod 1130 2002-2009

| HONDA Street | | | | |
|---------------------|-------|---------|---------|---------|
| Application | Year | K&N P/N | BLACK | CHROME |
| NX250 | 88-90 | KN-112 | 19-7408 | — |
| VTR250 Interceptor | 88-90 | KN-111 | 19-7516 | — |
| CB350F (4 cylinder) | 72-74 | KN-401 | 19-7405 | — |
| CB400A Automatic | 1978 | KN-111 | 19-7416 | — |
| CB400F Super Sport | 75-77 | KN-401 | 19-7405 | — |
| CB400F CB-1 | 89-90 | KN-303 | 19-7507 | 19-7411 |
| CB400T1/TII Hawk | 78-79 | KN-111 | 19-7416 | — |
| CB400T Hawk | 80-81 | KN-111 | 19-7416 | — |
| CM400A/C/E /T | 79-81 | KN-111 | 19-7416 | — |
| CB450SC Nighthawk | 82-86 | KN-111 | 19-7416 | — |
| CB450T Hawk | 1982 | KN-111 | 19-7416 | — |
| CM450A/C/E | 82-83 | KN-111 | 19-7416 | — |
| CB500/K | 71-73 | KN-401 | 19-7405 | — |
| CX500 | 78-79 | KN-111 | 19-7416 | — |
| CX500C Custom | 79-82 | KN-111 | 19-7416 | — |
| CX500D Deluxe | 79-81 | KN-111 | 19-7416 | — |
| CX500TC Turbo | 1982 | KN-111 | 19-7416 | — |
| GB500 | 89-90 | KN-112 | 19-7408 | — |
| GL500 Silverwing/I | 81-82 | KN-111 | 19-7416 | — |
| VF500C Magna | 84-85 | KN-202 | 19-7421 | — |
| VF500F Interceptor | 84-86 | KN-202 | 19-7421 | — |
| VT500C Shadow | 83-86 | KN-202 | 19-7421 | — |
| VT500FT Ascot | 83-84 | KN-202 | 19-7421 | — |
| CB550F Super Sport | 75-78 | KN-401 | 19-7405 | — |
| CB550K | 74-78 | KN-401 | 19-7405 | — |
| CB550SC Nighthawk | 1983 | KN-401 | 19-7405 | — |
| CB600F | 2004 | KN-204 | 19-7515 | 19-7315 |
| CBR600F Hurricane | 87-90 | KN-303 | 19-7507 | 19-7411 |
| CBR600F2 Hurricane | 91-94 | KN-303 | 19-7507 | 19-7411 |
| CBR600F3 Hurricane | 95-98 | KN-303 | 19-7507 | 19-7411 |
| CBR600SE | 1998 | KN-303 | 19-7507 | 19-7411 |
| CBR600SJR | 1996 | KN-303 | 19-7507 | 19-7411 |
| CBR600F4 Hurricane | 99-00 | KN-303 | 19-7507 | 19-7411 |
| CBR600F4i Hurricane | 01-05 | KN-204 | 19-7515 | 19-7315 |
| CBR600RR | 03-04 | KN-204 | 19-7515 | 19-7315 |
| VT600C Shadow- All | 88-07 | KN-303 | 19-7507 | 19-7411 |
| CB650 | 79-82 | KN-401 | 19-7405 | — |
| CB650C Custom | 80-81 | KN-401 | 19-7405 | — |
| CB650SC Nighthawk | 82-85 | KN-401 | 19-7405 | — |
| CX650C Custom | 1983 | KN-111 | 19-7416 | — |
| CX650T Turbo | 1983 | KN-111 | 19-7416 | — |
| GL650/I Silverwing | 1983 | KN-111 | 19-7416 | — |
| NT650 Hawk GT | 88-91 | KN-303 | 19-7507 | 19-7411 |
| NX650 | 88-90 | KN-112 | 19-7408 | — |
| CB700SC Nighthawk | 84-86 | KN-202 | 19-7421 | — |



18 GALLON OIL EXTRACTOR

Fully equipped mobile, pressurized evacuation unit for suction of oil. Clean, easy way to remove used oils and fluids from engines through dipstick tube or other convenient openings. Includes set of four suction wands (rigid and flexible). ASME approved 18 gallon. Shipping weight 75 lbs. **35-8346** 18 Gallon Oil Extractor

| HONDA Street | | | | |
|---------------------------|-------------|--------------------|--------------|---------------|
| <i>Application</i> | <i>Year</i> | <i>K&N P/N</i> | <i>BLACK</i> | <i>CHROME</i> |
| VF700C Magna | 84-87 | KN-202 | 19-7421 | — |
| VF700F Interceptor | 84-85 | KN-202 | 19-7421 | — |
| VF700S Sabre | 84-85 | KN-202 | 19-7421 | — |
| VFR700F/F2 Interceptor | 86-87 | KN-202 | 19-7421 | — |
| VT700C Shadow | 84-87 | KN-202 | 19-7421 | — |
| CB750 Nighthawk 750 | 91-03 | KN-303 | 19-7507 | 19-7411 |
| CB750A Automatic | 76-78 | KN-401 | 19-7405 | — |
| CB750C Custom | 80-82 | KN-401 | 19-7405 | — |
| CB750F Super Sport | 75-82 | KN-401 | 19-7405 | — |
| CB750K | 69-82 | KN-401 | 19-7405 | — |
| CB750L LTD | 1979 | KN-401 | 19-7405 | — |
| CB750SC Nighthawk | 82-83 | KN-401 | 19-7405 | — |
| VF750C Magna | 82-83 | KN-202 | 19-7421 | — |
| VF750C Magna | 1988 | KN-202 | 19-7421 | — |
| VF750C Magna | 94-98 | KN-303 | 19-7507 | 19-7411 |
| VF750CD Magna Deluxe | 95-98 | KN-303 | 19-7507 | 19-7411 |
| VF750F Interceptor | 83-84 | KN-202 | 19-7421 | — |
| VF750S Sabre | 82-83 | KN-202 | 19-7421 | — |
| VFR750F Interceptor | 1986 | KN-202 | 19-7421 | — |
| VFR750F | 90-97 | KN-303 | 19-7507 | 19-7411 |
| VFR750R (RC30) | 1990 | KN-303 | 19-7507 | 19-7411 |
| VT750C Shadow | 1983 | KN-202 | 19-7421 | — |
| VT750 Shadow Ace, Spirit | 98-06 | KN-303 | 19-7507 | 19-7411 |
| VT750 Shadow Aero | 04-07 | KN-204 | 19-7515 | 19-7315 |
| PC800 Pacific Coast | 89-90 | KN-303 | 19-7507 | 19-7411 |
| PC800 Pacific Coast | 94-98 | KN-303 | 19-7507 | 19-7411 |
| VFR800FI Interceptor | 98-01 | KN-303 | 19-7507 | 19-7411 |
| VFR800FI Interceptor | 02-06 | KN-204 | 19-7515 | 19-7315 |
| VFR800A Interceptor ABS | 02-03 | KN-204 | 19-7515 | 19-7315 |
| VT800C Shadow | 1988 | KN-202 | 19-7421 | — |
| CB900C Custom | 80-82 | KN-401 | 19-7405 | — |
| CB900F Super Sport | 81-82 | KN-401 | 19-7405 | — |
| CB900F (919) | 02-04 | KN-204 | 19-7515 | 19-7315 |
| CBR900RR | 93-99 | KN-303 | 19-7507 | 19-7411 |
| CBR929RR | 00-01 | KN-204 | 19-7515 | 19-7315 |
| CBR954RR | 02-03 | KN-204 | 19-7515 | 19-7315 |
| CB1000 Big One | 93-97 | KN-303 | 19-7507 | 19-7411 |
| CB1000C Custom | 1983 | KN-401 | 19-7405 | — |
| CBR1000F Hurricane | 87-88 | KN-303 | 19-7507 | 19-7411 |
| CBR1000F Hurricane | 90-91 | KN-303 | 19-7507 | 19-7411 |
| CBR1000F Hurricane | 93-96 | KN-303 | 19-7507 | 19-7411 |
| CBR1000RR | 04-06 | KN-204 | 19-7515 | 19-7315 |
| CBX (1047cc six cylinder) | 79-82 | KN-204 | 19-7515 | 19-7315 |
| GL1000 Goldwing | 75-79 | KN-401 | 19-7405 | — |
| GL1000L Goldwing LTD | 1976 | KN-401 | 19-7405 | — |
| VF1000F Interceptor | 1984 | KN-202 | 19-7421 | — |
| VF1000R | 85-86 | KN-202 | 19-7421 | — |
| VTR1000F Super Hawk | 97-05 | KN-204 | 19-7515 | 19-7315 |
| CB1100F Super Sport | 1983 | KN-401 | 19-7405 | — |
| CBR1100XX Blackbird | 96-05 | KN-303 | 19-7507 | 19-7411 |
| GL1100 Goldwing | 80-83 | KN-401 | 19-7405 | — |
| GL1100A Aspencade | 82-83 | KN-401 | 19-7405 | — |
| GL1100L Interstate | 80-83 | KN-401 | 19-7405 | — |
| ST1100 | 91-02 | KN-303 | 19-7507 | 19-7411 |
| ST1100A (ABS) | 92-02 | KN-303 | 19-7507 | 19-7411 |
| VF1100C Magna | 83-86 | KN-202 | 19-7421 | — |
| VF1100S Sabre | 84-85 | KN-202 | 19-7421 | — |
| VT1100C Shadow Series | 89-07 | KN-303 | 19-7507 | 19-7411 |
| GL1200 Goldwing, All | 84-87 | KN-401 | 19-7405 | — |
| ST1300 | 02-06 | KN-204 | 19-7515 | 19-7315 |
| VTX1300 | 03-06 | KN-204 | 19-7515 | 19-7315 |
| GL1500 Goldwing, ALL | 88-01 | KN-303 | 19-7507 | 19-7411 |
| GL1500C Valkyrie, ALL | 97-03 | KN-303 | 19-7507 | 19-7411 |
| GL1800 Goldwing | 01-06 | KN-204 | 19-7515 | 19-7315 |
| NRX1800DA/DB Rune | 2004 | KN-204 | 19-7515 | 19-7315 |
| NRX1800EA/EB Rune | 2004 | KN-204 | 19-7515 | 19-7315 |
| VTX1800C, ALL | 02-06 | KN-204 | 19-7515 | 19-7315 |

| HONDA ATV | | | | |
|------------------------|-------------|--------------------|--------------|---------------|
| <i>Application</i> | <i>Year</i> | <i>K&N P/N</i> | <i>BLACK</i> | <i>CHROME</i> |
| ATC250ES Big Red | 85-87 | KN-112 | 19-7408 | — |
| ATC250SX | 85-87 | KN-112 | 19-7408 | — |
| TRX250 Four Trax 250 | 85-87 | KN-112 | 19-7408 | — |
| TRX250X Four Trax 250 | 87-88 | KN-112 | 19-7408 | — |
| TRX250X Four Trax 250 | 91-92 | KN-112 | 19-7408 | — |
| TRX300 Four Trax 300 | 88-00 | KN-112 | 19-7408 | — |
| TRX300 Four Trax 300 | 88-91 | KN-112 | 19-7408 | — |
| TRX300 Four Trax 300 | 92-97 | KN-112 | 19-7408 | — |
| TRX300 Four Trax 300 | 98-00 | KN-113 | 19-7511 | — |
| TRX300EX Four Trax | 93-97 | KN-112 | 19-7408 | — |
| TRX300EX Four Trax | 98-00 | KN-113 | 19-7511 | — |
| TRX300EX Sportrax | 01-05 | KN-113 | 19-7511 | — |
| TRX300FW Four Trax 4x4 | 1988 | KN-112 | 19-7408 | — |
| TRX300FW Four Trax 4x4 | 90-97 | KN-112 | 19-7408 | — |
| TRX300FW Four Trax 4x4 | 98-00 | KN-113 | 19-7511 | — |
| ATC350X | 85-86 | KN-112 | 19-7408 | — |
| TRX350 Fourtrax 4x4 | 86-87 | KN-112 | 19-7408 | — |
| TRX350D Foreman 4x4 | 87-89 | KN-112 | 19-7408 | — |
| TRX350 Rancher, All | 00-06 | KN-113 | 19-7511 | — |
| TRX400 Rancher AT | 04-06 | KN-111 | 19-7416 | — |
| TRX400FM Foreman | 01-03 | KN-113 | 19-7511 | — |
| TRX400FW Foreman 4x4 | 95-97 | KN-112 | 19-7408 | — |
| TRX400FW Foreman 4x4 | 98-01 | KN-113 | 19-7511 | — |
| TRX400FW Foreman 4x4 | 2003 | KN-113 | 19-7511 | — |
| TRX400EX Fourtrax | 99-00 | KN-113 | 19-7511 | — |
| TRX400EX Sportrax | 01-04 | KN-113 | 19-7511 | — |
| TRX450FE Foreman ES | 02-03 | KN-113 | 19-7511 | — |
| TRX450FM Foreman ES | 02-03 | KN-113 | 19-7511 | — |
| TRX450S Foreman S | 98-01 | KN-113 | 19-7511 | — |
| TRX450ES Foreman ES | 98-01 | KN-113 | 19-7511 | — |
| TRX450R Sportrax 450R | 04-07 | KN-116 | 19-7474 | — |
| TRX500 Foreman, All | 05-06 | KN-111 | 19-7416 | — |
| TRX500FA Rubicon | 00-06 | KN-111 | 19-7416 | — |
| TRX650 Rincon, All | 04-05 | KN-111 | 19-7416 | — |
| TRX680 Rincon, All | 06-07 | KN-111 | 19-7416 | — |

| HONDA Dual Sport/Offroad | | | | |
|---------------------------------|-------------|--------------------|--------------|---------------|
| <i>Application</i> | <i>Year</i> | <i>K&N P/N</i> | <i>BLACK</i> | <i>CHROME</i> |
| XR200R | 84-85 | KN-112 | 19-7408 | — |
| NX250 | 88-90 | KN-112 | 19-7408 | — |
| CRF250R, X | 04-05 | KN-116 | 19-7474 | — |
| XL250R | 84-87 | KN-112 | 19-7408 | — |
| XR250L | 91-96 | KN-112 | 19-7408 | — |
| XR250R | 84-04 | KN-112 | 19-7408 | — |
| XL350R | 84-85 | KN-112 | 19-7408 | — |
| XR350R | 83-85 | KN-112 | 19-7408 | — |
| XR400R | 96-04 | KN-112 | 19-7408 | — |
| CRF450R | 02-03 | KN-115 | 19-7510 | — |
| CRF450R | 04-05 | KN-116 | 19-7474 | — |
| XR500R | 83-84 | KN-112 | 19-7408 | — |
| XL600R | 83-87 | KN-112 | 19-7408 | — |
| XL600V Transalp | 89-90 | KN-112 | 19-7408 | — |
| XR600R | 85-00 | KN-112 | 19-7408 | — |
| XR650L | 93-04 | KN-112 | 19-7408 | — |
| XR650R | 00-04 | KN-112 | 19-7408 | — |

| HONDA Personal Watercraft | | | | |
|----------------------------------|-------------|--------------------|--------------|---------------|
| <i>Application</i> | <i>Year</i> | <i>K&N P/N</i> | <i>BLACK</i> | <i>CHROME</i> |
| ARX1200 Aquatrax | 02-06 | KN-204 | 19-7515 | 19-7315 |

Toll Free: 800-727-6767
Fax: 1-408-727-4842
www.klsupply.com

SHOP EQUIP & TOOLS

HARD PARTS

CARB & FUEL

IGNITION/ELECTRICAL

CONTROL

SUSPENSION

ACCESSORIES

K&N OIL FILTERS

SHOP EQUIP & TOOLS

| HUSABURG Offroad | | | | |
|-------------------|-------|---------|---------|--------|
| Application | Year | K&N P/N | BLACK | CHROME |
| ALL 4-Stroke | 95-02 | KN-155 | 19-7401 | — |
| 250 TE | 2002 | KN-154 | 19-7468 | — |
| 400 SM R | 2002 | KN-154 | 19-7468 | — |
| 400 TE | 2001 | KN-154 | 19-7468 | — |
| 410 TE | 98-02 | KN-154 | 19-7468 | — |
| 450 TC | 2002 | KN-154 | 19-7468 | — |
| 570 SM R | 01-02 | KN-154 | 19-7468 | — |
| 610 LT | 2000 | KN-154 | 19-7468 | — |
| 610 SM (E) | 99-02 | KN-154 | 19-7468 | — |
| 610 TC | 97-00 | KN-154 | 19-7468 | — |
| 610 TE | 97-00 | KN-154 | 19-7468 | — |
| 610 TE (E) Enduro | 99-02 | KN-154 | 19-7468 | — |

HARD PARTS

| KAWASAKI Street | | | | |
|-------------------------|-------|---------|---------|---------|
| Application | Year | K&N P/N | BLACK | CHROME |
| BN125A4/A5 | 01-02 | KN-112 | 19-7408 | — |
| BN125A7/A8 | 04-05 | KN-112 | 19-7408 | — |
| KZ200A1/A2 | 78-79 | KN-123 | 19-7415 | — |
| EL250B2/B3 Eliminator | 88-89 | KN-401 | 19-7405 | — |
| EL250E Eliminator 250HS | 91-93 | KN-401 | 19-7405 | — |
| EX250E1/E2 Ninja 250R | 86-87 | KN-401 | 19-7405 | — |
| EX250F2~F19 Ninja 250R | 88-05 | KN-401 | 19-7405 | — |
| KZ250D1/D2 LTD&CSR | 80-81 | KN-123 | 19-7415 | — |
| KZ250L1 CSR | 1982 | KN-123 | 19-7415 | — |
| KZ250W1 LTD | 1983 | KN-123 | 19-7415 | — |
| KZ400A1/A2 Deluxe | 77-78 | KN-401 | 19-7405 | — |
| KZ400B1/B2 | 78-79 | KN-401 | 19-7405 | — |
| KZ400C1 | 1978 | KN-401 | 19-7405 | — |
| KZ400/D/D3/D4 | 74-77 | KN-401 | 19-7405 | — |
| KZ400H1 LTD | 1979 | KN-401 | 19-7405 | — |
| KZ400S1~S3 Special | 75-77 | KN-401 | 19-7405 | — |
| KZ440A1~A4 LTD | 80-83 | KN-401 | 19-7405 | — |
| KZ440B1/B2 | 80-81 | KN-401 | 19-7405 | — |
| KZ440D1~D5 LTD Belt | 80-83 | KN-401 | 19-7405 | — |
| KZ440G1 Belt | 1982 | KN-401 | 19-7405 | — |
| EN450A1~A6 LTD 454 | 85-90 | KN-202 | 19-7421 | — |
| EN500 Vulcan 500 | 90-05 | KN-303 | 19-7507 | 19-7411 |
| EX500A1-A7 | 87-93 | KN-202 | 19-7421 | — |
| EX500D Ninja 500R | 94-02 | KN-303 | 19-7507 | 19-7411 |
| EX500D Ninja 500R | 03-05 | KN-204 | 19-7515 | 19-7315 |
| KZ550A1/A2/A3/A4 | 80-83 | KN-401 | 19-7405 | — |
| KZ550C1~C4 LTD | 80-83 | KN-401 | 19-7405 | — |
| KZ550D1 GPz | 1981 | KN-401 | 19-7405 | — |
| KZ550F1 Spectre | 1983 | KN-401 | 19-7405 | — |
| KZ550F2 LTD | 1984 | KN-401 | 19-7405 | — |

CARB & FUEL

IGNITION/ELECTRICAL

CONTROL

SUSPENSION

ACCESSORIES

| KAWASAKI Street | | | | |
|-------------------------|-------|---------|---------|---------|
| Application | Year | K&N P/N | BLACK | CHROME |
| KZ550H1/H2 GPz | 82-83 | KN-401 | 19-7405 | — |
| KZ550M1 LTD | 1983 | KN-401 | 19-7405 | — |
| ZR550B1~B4 Zephyr | 90-93 | KN-401 | 19-7405 | — |
| ZX550A1/A2/A3 GPz | 84-86 | KN-401 | 19-7405 | — |
| ZL600A1/A2 Eliminator | 86-87 | KN-401 | 19-7405 | — |
| ZL600B2/B3 Eliminator | 96-97 | KN-401 | 19-7405 | — |
| ZX600A1~A3 Ninja 600R | 85-87 | KN-401 | 19-7405 | — |
| ZX600B1 Ninja 600RX | 1987 | KN-401 | 19-7405 | — |
| ZX600C1~C10 Ninja 600R | 88-97 | KN-401 | 19-7405 | — |
| ZX600B1 Ninja 600RX | 1987 | KN-401 | 19-7405 | — |
| ZX600C1~C10 Ninja 600R | 88-97 | KN-401 | 19-7405 | — |
| ZX600D1~D4 Ninja ZX-6 | 90-93 | KN-303 | 19-7507 | 19-7411 |
| ZX600E1~E9 Ninja ZX-6 | 93-01 | KN-303 | 19-7507 | 19-7411 |
| ZX600E10 Ninja ZX-6 | 2002 | KN-204 | 19-7515 | 19-7315 |
| ZX600E11/E12 ZZR600 | 03-05 | KN-204 | 19-7515 | 19-7315 |
| ZX600 Ninja ZX-6R | 95-99 | KN-303 | 19-7507 | 19-7411 |
| ZX600J1~J3 Ninja ZX-6R | 00-02 | KN-204 | 19-7515 | 19-7315 |
| ZX636B1/B2 Ninja ZX-6R | 03-05 | KN-204 | 19-7515 | 19-7315 |
| EJ650A2/A3 W650 | 00-01 | KN-204 | 19-7515 | 19-7315 |
| EX650R Ninja | 2006 | KN-204 | 19-7515 | 19-7315 |
| KZ650H1/B2/B2A/B3 | 77-79 | KN-401 | 19-7405 | — |
| KZ650C1/C2/C3 Custom | 77-79 | KN-401 | 19-7405 | — |
| KZ650D1/D1A/D2 SR | 77-78 | KN-401 | 19-7405 | — |
| KZ650E1 | 1980 | KN-401 | 19-7405 | — |
| KZ650F1 | 1980 | KN-401 | 19-7405 | — |
| KZ650H1/H2/H3 CSR | 81-83 | KN-401 | 19-7405 | — |
| KZ700A1 | 1984 | KN-401 | 19-7405 | — |
| VN700A1 Vulcan | 1985 | KN-202 | 19-7421 | — |
| ZN700A1 LTD | 84-85 | KN-401 | 19-7405 | — |
| KZ750B1~B4 (2-cyl.) | 76-79 | KN-126 | 19-7461 | — |
| KZ750E1/E2/E3 | 80-82 | KN-401 | 19-7405 | — |
| KZ750F1 LTD | 1983 | KN-401 | 19-7405 | — |
| KZ750G1 LTD (2-cyl.) | 1980 | KN-126 | 19-7461 | — |
| KZ750H1~H4 LTD | 80-83 | KN-401 | 19-7405 | — |
| KZ750K1/K2 LTD (2-cyl.) | 83-84 | KN-126 | 19-7461 | — |
| KZ750L3 | 1983 | KN-401 | 19-7405 | — |
| KZ750M1 CSR (2-cyl.) | 1982 | KN-126 | 19-7461 | — |
| KZ750N1/N2 Spectre | 82-83 | KN-401 | 19-7405 | — |
| KZ750R1 GPz | 1982 | KN-401 | 19-7405 | — |
| VN750 Vulcan | 86-98 | KN-202 | 19-7421 | — |
| VN750 Vulcan | 99-03 | KN-303 | 19-7507 | 19-7411 |
| VN750 Vulcan | 04-06 | KN-204 | 19-7515 | 19-7315 |
| ZR750C1/C2/C3 Zephyr | 91-93 | KN-401 | 19-7405 | — |
| ZR750 ZR-7/7S | 00 03 | KN-401 | 19-7405 | — |
| Z750 /750S | 04-06 | KN-401 | 19-7405 | — |
| ZX750A1/A2/A3 GPz | 83-85 | KN-401 | 19-7405 | — |
| ZX750E1/E2 GPz Turbo | 84-85 | KN-401 | 19-7405 | — |
| ZX750F1~F4 Ninja 750R | 87-90 | KN-401 | 19-7405 | — |
| ZX750H1 Ninja ZX-7 | 1989 | KN-303 | 19-7507 | 19-7411 |
| ZX750H2 Ninja ZX-7 | 1990 | KN-401 | 19-7405 | — |
| ZX750 Ninja ZX-7/ZX-7R | 91-92 | KN-303 | 19-7507 | 19-7411 |
| ZX750L1~L3 Ninja ZX-7 | 93-95 | KN-303 | 19-7507 | 19-7411 |
| ZX750M Ninja ZX-7R | 93-94 | KN-303 | 19-7507 | 19-7411 |
| ZX750N Ninja ZX-7RR | 96-97 | KN-303 | 19-7507 | 19-7411 |
| ZX750P1~P8 Ninja ZX-7R | 96-03 | KN-303 | 19-7507 | 19-7411 |
| VN800 Vulcan 800 | 95-02 | KN-303 | 19-7507 | 19-7411 |
| VN800 Vulcan 800 | 03-05 | KN-204 | 19-7515 | 19-7315 |
| Z1/A/B-900 | 73-75 | KN-126 | 19-7461 | — |
| KZ900A4/A5 | 76-77 | KN-126 | 19-7461 | — |
| KZ900B1 LTD | 1976 | KN-126 | 19-7461 | — |
| ZL900A1/A2 Eliminator | 85-86 | KN-401 | 19-7405 | — |
| ZX900A1~A3 Ninja 900R | 84-86 | KN-401 | 19-7405 | — |
| KZ900B1~B4 Ninja ZX-9R | 94-97 | KN-303 | 19-7507 | 19-7411 |
| ZX900C Ninja ZX-9R | 98-99 | KN-303 | 19-7507 | 19-7411 |
| ZX900E1/E2 Ninja ZX-9R | 00-01 | KN-303 | 19-7507 | 19-7411 |
| ZX900F1/F2 Ninja ZX-9R | 02-03 | KN-204 | 19-7515 | 19-7315 |



ADJUSTABLE OIL FILTER WRENCHES

Two sizes available that will cover most Japanese OEM and FRAM spin-on oil filter applications. The inner diameter adjusts for a tight fit. *Made in Japan.* Sold each.

35-8471 OFW-902 (63.50mm~68mm) Fits
Honda 15410-MM9-013, Kawasaki 16097-1061/1063/1064,
Suzuki 16510-06B01 and Yamaha 3FV-13440-00.
FRAM PH6017A & PH6018

35-8493 OFW-904 (74.50mm~80mm)
Fits Honda 15410-MB0-003 & 15410-MJ0-004,
Kawasaki 16097-1054 and Suzuki 16510-05A00.
FRAM PH6010A, PH6016 & PH6022

| KAWASAKI Street | | | | |
|------------------------|-------|---------|---------|---------|
| Application | Year | K&N P/N | BLACK | CHROME |
| KZ1000A1/A2 | 77-78 | KN-126 | 19-7461 | — |
| KZ1000A3~A4 MKII | 79-80 | KN-126 | 19-7461 | — |
| KZ1000B1~B4 LTD | 77-80 | KN-126 | 19-7461 | — |
| KZ1000C1~C4 Police | 78-81 | KN-126 | 19-7461 | — |
| KZ1000D1 Z1R | 1978 | KN-126 | 19-7461 | — |
| KZ1000D3 Z1R | 1980 | KN-126 | 19-7461 | — |
| KZ1000E1/E2 Shaft ST | 79-80 | KN-126 | 19-7461 | — |
| KZ1000G1 LTD Classic | 1980 | KN-126 | 19-7461 | — |
| KZ1000J1/J2/J3 | 81-83 | KN-401 | 19-7405 | — |
| KZ1000K1/K2 LTD | 81-82 | KN-401 | 19-7405 | — |
| KZ1000M1/M2 CSR | 81-82 | KN-401 | 19-7405 | — |
| KZ1000P Police | 82-05 | KN-401 | 19-7405 | — |
| KZ1000R1/R2 Replica | 82-83 | KN-401 | 19-7405 | — |
| ZG1000 Concours | 86-06 | KN-401 | 19-7405 | — |
| ZI1000 Naked | 03-06 | KN-204 | 19-7515 | 19-7315 |
| ZL1000A1 Eliminator | 1987 | KN-401 | 19-7405 | — |
| ZX1000A Ninja 1000R | 86-87 | KN-401 | 19-7405 | — |
| ZX1000B Ninja ZX-10 | 88-90 | KN-401 | 19-7405 | — |
| ZX10R Ninja | 04-06 | KN-204 | 19-7515 | 19-7315 |
| KZ1100A1/A2/A3 Shaft | 81-83 | KN-401 | 19-7405 | — |
| KZ1100B1/B2 GPz | 81-82 | KN-401 | 19-7405 | — |
| KZ1100D1/D2 Spectre | 82-83 | KN-401 | 19-7405 | — |
| KZ1100L1 LTD | 1983 | KN-401 | 19-7405 | — |
| ZN1100B1/B2 LTD | 84-85 | KN-401 | 19-7405 | — |
| ZR1100A1/A2/A3 | 92-94 | KN-401 | 19-7405 | — |
| ZR1100C3 ZRX1100 | 1999 | KN-401 | 19-7405 | — |
| ZX1100A1/A2 GPz | 83-84 | KN-401 | 19-7405 | — |
| ZX1100C Ninja ZX-11 | 90-93 | KN-401 | 19-7405 | — |
| ZX1100D Ninja ZX-11 | 93-01 | KN-401 | 19-7405 | — |
| ZX1100E1/E2/E3 GPz | 95-97 | KN-401 | 19-7405 | — |
| ZX1100F1 GPz (ABS) | 1996 | KN-401 | 19-7405 | — |
| ZR1200A ZRX1200 | 01-05 | KN-401 | 19-7405 | — |
| ZX1200ANinja ZX-12R | 00-06 | KN-204 | 19-7515 | 19-7315 |
| ZX1200C ZZ-R1200 | 02-05 | KN-401 | 19-7405 | — |
| ZG1200A1 Voyager XII | 1986 | KN-401 | 19-7405 | — |
| ZG1200B Voyager XII | 87-03 | KN-401 | 19-7405 | — |
| KZ1300A1/A2/A3/A4 | 79-82 | KN-126 | 19-7461 | — |
| KZ1300B1 Touring | 1980 | KN-126 | 19-7461 | — |
| ZN1300A1~A6 Voyager | 83-87 | KN-126 | 19-7461 | — |
| VN1500 88,SE/L/Classic | 87-99 | KN-303 | 19-7507 | 19-7411 |
| VN1500 Vulcan Classic | 99-06 | KN-204 | 19-7515 | 19-7315 |
| VN1500 Drifter | 99-05 | KN-204 | 19-7515 | 19-7315 |
| VN1500 Nomad F.I. | 2000 | KN-303 | 19-7507 | 19-7411 |
| VN1500 Nomad F.I. | 01-02 | KN-204 | 19-7515 | 19-7315 |
| VN1500 Nomad (Carb) | 1998 | KN-303 | 19-7507 | 19-7411 |
| VN1500 Nomad (Carb) | 99-01 | KN-204 | 19-7515 | 19-7315 |
| VN1600 ALL | 04-06 | KN-204 | 19-7515 | 19-7315 |
| VN2000 ALL | 04-06 | KN-204 | 19-7515 | 19-7315 |

| KAWASAKI ATV | | | | |
|----------------------|-------|---------|---------|---------|
| Application | Year | K&N P/N | BLACK | CHROME |
| KLT200A | 81-83 | KN-123 | 19-7515 | 19-7315 |
| KLT200B1 | 1983 | KN-123 | 19-7515 | 19-7315 |
| KLT200C1/C2 | 83-84 | KN-123 | 19-7515 | 19-7315 |
| KLF220A Bayou 220 | 88-02 | KN-123 | 19-7515 | 19-7315 |
| KLF250A Bayou 250 | 03-07 | KN-123 | 19-7515 | 19-7315 |
| KLT250A1/A2 | 82-83 | KN-123 | 19-7515 | 19-7315 |
| KLT250C1/C2/C3 | 83-85 | KN-123 | 19-7515 | 19-7315 |
| KLT250P1 Police | 1984 | KN-123 | 19-7515 | 19-7315 |
| KSF250A1~A18 Mojave | 87-04 | KN-123 | 19-7515 | 19-7315 |
| KEF300ALakota 300 | 95-00 | KN-123 | 19-7515 | 19-7315 |
| KEF300B Lakota Sport | 01-02 | KN-123 | 19-7515 | 19-7315 |
| KLF300 Bayou ALL | 86-05 | KN-123 | 19-7515 | 19-7315 |
| KVF300A Prairie 4x4 | 99-02 | KN-204 | 19-7515 | 19-7315 |
| KVF300B Prairie | 99-02 | KN-204 | 19-7515 | 19-7315 |
| KVF360 Prairie, All | 03-07 | KN-204 | 19-7515 | 19-7315 |
| KLF400B Bayou 4x4 | 93-99 | KN-303 | 19-7507 | 19-7411 |
| KSF400A KFX400 | 03-05 | KN-139 | 19-7407 | — |

| KAWASAKI ATV | | | | |
|----------------------|-------|---------|---------|---------|
| Application | Year | K&N P/N | BLACK | CHROME |
| KVF400A Prairie 4x4 | 97-98 | KN-303 | 19-7507 | 19-7411 |
| KVF400B1 Prairie 400 | 1998 | KN-303 | 19-7507 | 19-7411 |
| KVF400C Prairie 4x4 | 99-02 | KN-303 | 19-7507 | 19-7411 |
| KVF400D Prairie 400 | 99-02 | KN-303 | 19-7507 | 19-7411 |
| KVF650, All | 02-07 | KN-204 | 19-7515 | 19-7315 |
| KSV/KFX700 | 04-05 | KN-204 | 19-7515 | 19-7315 |
| KVF700, All | 04-07 | KN-204 | 19-7515 | 19-7315 |
| KVF750, All | 05-07 | KN-204 | 19-7515 | 19-7315 |

| KAWASAKI Dual Sport/Offroad | | | | |
|------------------------------------|-------|---------|---------|--------|
| Application | Year | K&N P/N | BLACK | CHROME |
| KLX110A1/A2/A3/A4 | 02-05 | KN-112 | 19-7408 | — |
| KL250A1~A5 | 78-82 | KN-123 | 19-7415 | — |
| KL250C1/C2 | 83-84 | KN-123 | 19-7415 | — |
| KL250D2~D22 KLR250 | 85-05 | KN-123 | 19-7415 | — |
| KL250G Super Sherpa | 00-03 | KN-112 | 19-7408 | — |
| KLX250A1/A2 | 79-80 | KN-123 | 19-7415 | — |
| KLX250D2/D3/D4 | 94-96 | KN-112 | 19-7408 | — |
| KX250N1/N2 KX250F | 04-05 | KN-207 | 19-7440 | — |
| KLX300A2~A910 | 97-05 | KN-112 | 19-7408 | — |
| KLX400A/SR Dual Sport | 2003 | KN-139 | 19-7407 | — |
| KLX400B/R Offroad | 2003 | KN-139 | 19-7407 | — |
| KL600A1/B1/B2 KLR600 | 84-86 | KN-123 | 19-7415 | — |
| KLR650, All | 87-07 | KN-123 | 19-7415 | — |
| KL650B Tengai KLR650 | 90-91 | KN-123 | 19-7415 | — |
| KLX650A Offroad | 93-95 | KN-123 | 19-7415 | — |
| KLX650C Dual Sport | 93-96 | KN-123 | 19-7415 | — |
| KLX650D1 Offroad | 93-96 | KN-123 | 19-7415 | — |

| KAWASAKI Personal Watercraft | | | | |
|-------------------------------------|-------|---------|---------|---------|
| Application | Year | K&N P/N | BLACK | CHROME |
| JT1200STX-12F | 03-06 | KN-204 | 19-7515 | 19-7315 |
| JT1500STX-15F | 04-06 | KN-204 | 19-7515 | 19-7315 |

| KTM Dual Sport/Offroad | | | | |
|-------------------------------|-------|---------|---------|--------|
| Application | Year | K&N P/N | BLACK | CHROME |
| 250 EXC (1st Filter) | 02-05 | KN-155 | 19-7401 | — |
| 250 EXC (2nd Filter) | 02-05 | KN-157 | 19-7402 | — |
| 400 EGS (1st Filter) | ALL | KN-155 | 19-7401 | — |
| 400 EGS (2nd Filter) | ALL | KN-156 | 19-7428 | — |
| 400 EXC (1st Filter) | 99-02 | KN-155 | 19-7401 | — |
| 400 EXC (2nd Filter) | 99-02 | KN-157 | 19-7402 | — |
| 400 EXE | ALL | KN-155 | 19-7401 | — |
| 400 MXC (1st Filter) | 99-02 | KN-155 | 19-7401 | — |
| 400 MXC (2nd Filter) | 99-02 | KN-157 | 19-7402 | — |
| 400 SX (1st Filter) | 99-02 | KN-155 | 19-7401 | — |
| 400 SX (2nd Filter) | 99-02 | KN-157 | 19-7402 | — |
| 450 EXC (1st Filter) | 03-05 | KN-155 | 19-7401 | — |
| 450 EXC (2nd Filter) | 03-05 | KN-157 | 19-7402 | — |
| 450 SX (1st Filter) | 03-05 | KN-155 | 19-7401 | — |
| 450 SX (2nd Filter) | 03-05 | KN-157 | 19-7402 | — |
| 520 EXC (1st Filter) | 99-02 | KN-155 | 19-7401 | — |
| 520 EXC (2nd Filter) | 99-02 | KN-157 | 19-7402 | — |
| 520 MXC (1st Filter) | 99-02 | KN-155 | 19-7401 | — |
| 520 MXC (2nd Filter) | 99-02 | KN-157 | 19-7402 | — |
| 520 SX (1st Filter) | 99-02 | KN-155 | 19-7401 | — |
| 520 SX (2nd Filter) | 99-02 | KN-157 | 19-7402 | — |
| 525 EXC (1st Filter) | 03-05 | KN-155 | 19-7401 | — |
| 525 EXC (2nd Filter) | 03-05 | KN-157 | 19-7402 | — |
| 525 MXC (1st Filter) | 03-05 | KN-155 | 19-7401 | — |
| 525 MXC (2nd Filter) | 03-05 | KN-157 | 19-7402 | — |

K&L STOCKS RED LINE OIL



SHOP EQUIP & TOOLS

HARD PARTS

CARB & FUEL

IGNITION/ELECTRICAL

CONTROL

SUSPENSION

ACCESSORIES

K&N OIL FILTERS

SHOP EQUIP & TOOLS

HARD PARTS

CARB & FUEL

IGNITION/ELECTRICAL

CONTROL

SUSPENSION

ACCESSORIES

| KTM Dual Sport/Offroad | | | | |
|-------------------------------|-------|---------|---------|--------|
| Application | Year | K&N P/N | BLACK | CHROME |
| 525 SX (1st Filter) | 2003 | KN-155 | 19-7401 | — |
| 525 SX (2nd Filter) | 2003 | KN-157 | 19-7402 | — |
| 540 SXS (1st Filter) | ALL | KN-155 | 19-7401 | — |
| 540 SXS (2nd Filter) | ALL | KN-157 | 19-7402 | — |
| 620 Duke (1st Filter) | ALL | KN-155 | 19-7401 | — |
| 620 Duke (2nd Filter) | ALL | KN-156 | 19-7428 | — |
| 620 EGS (1st Filter) | ALL | KN-155 | 19-7401 | — |
| 620 EGS (2nd Filter) | ALL | KN-156 | 19-7428 | — |
| 620 EXE | ALL | KN-155 | 19-7401 | — |
| 620 LSK (1st Filter) | ALL | KN-155 | 19-7401 | — |
| 620 LSK (2nd Filter) | ALL | KN-156 | 19-7428 | — |
| 625 SXC (1st Filter) | 02-03 | KN-155 | 19-7401 | — |
| 625 SXC (2nd Filter) | 02-03 | KN-157 | 19-7402 | — |
| 640 Duke (1st Filter) | ALL | KN-155 | 19-7401 | — |
| 640 Duke (2nd Filter) | ALL | KN-156 | 19-7428 | — |
| 640 LC4 (1st Filter) | ALL | KN-155 | 19-7401 | — |
| 640 LC4 (2nd Filter) | ALL | KN-156 | 19-7428 | — |
| 950 Adventure | ALL | KN-158 | 19-7475 | — |

| MZ | | | | |
|-------------------------|-------|--------|---------|---|
| 500 Red Star Classic | 1997 | KN-151 | 19-7438 | — |
| 500 Saxon Country | 91-97 | KN-151 | 19-7438 | — |
| 500 Saxon Fun | 91-93 | KN-151 | 19-7438 | — |
| 500 Saxon Tour | 91-98 | KN-151 | 19-7438 | — |
| 500 Silver Star | 95-96 | KN-151 | 19-7438 | — |
| 500 Silver Star Classic | 91-98 | KN-151 | 19-7438 | — |
| 660 Baghira | 99-00 | KN-145 | 19-7410 | — |
| 660 Mastiff | 99-00 | KN-145 | 19-7410 | — |
| 660 Skorpion | 95-01 | KN-145 | 19-7410 | — |
| 660 Skorpion Cup | 1999 | KN-145 | 19-7410 | — |

| POLARIS ATV | | | | |
|---------------------------|-------|--------|---------|---------|
| Magnum 325 | 00-01 | KN-303 | 19-7507 | 19-7411 |
| Trail Boss 325 | 00-02 | KN-303 | 19-7507 | 19-7411 |
| Sportsman 335 | 99-01 | KN-303 | 19-7507 | 19-7411 |
| Sportsman 400 | 01-02 | KN-303 | 19-7507 | 19-7411 |
| Xplorer 400 L | 96-01 | KN-303 | 19-7507 | 19-7411 |
| Magnum 425 2x4 | 96-98 | KN-303 | 19-7507 | 19-7411 |
| Magnum 425 4x4 | 95-98 | KN-303 | 19-7507 | 19-7411 |
| Magnum 425 6x6 | 96-97 | KN-303 | 19-7507 | 19-7411 |
| Xpedition 425 6x6 | 00-01 | KN-303 | 19-7507 | 19-7411 |
| Diesel 455/Diesel 455 4x4 | 99-00 | KN-303 | 19-7507 | 19-7411 |
| Big Boss 6x6 | 98-99 | KN-303 | 19-7507 | 19-7411 |
| Explorer 500 4x4 | 1997 | KN-303 | 19-7507 | 19-7411 |
| Magnum 500 4x4 | 99-01 | KN-303 | 19-7507 | 19-7411 |
| Ranger 500 6x6 | 1999 | KN-303 | 19-7507 | 19-7411 |
| Predator 500 | 03-07 | KN-112 | 19-7408 | — |
| Scrambler 500 4x4 | 97-02 | KN-303 | 19-7507 | 19-7411 |
| Sportsman 500 | 97-01 | KN-303 | 19-7507 | 19-7411 |
| Sportsman 500 6x6 | 00-01 | KN-303 | 19-7507 | 19-7411 |
| Sportsman 600 4x4 | 2003 | KN-196 | 19-7422 | — |
| Sportsman 700 4x4 | 02-03 | KN-196 | 19-7422 | — |
| Sportsman 700 Twin | 2004 | KN-196 | 19-7422 | — |
| Sportsman 700 Twin F/I | 2004 | KN-196 | 19-7422 | — |

| SUZUKI Street | | | | |
|----------------------|-------|--------|---------|---|
| GN250Z/D | 82-83 | KN-136 | 19-7426 | — |
| GN250F | 1985 | KN-136 | 19-7426 | — |
| GN250J | 1988 | KN-136 | 19-7426 | — |
| GS250TT/TX | 80-81 | KN-133 | 19-7425 | — |
| GZ250Marauder | 99-05 | KN-136 | 19-7426 | — |
| VL250 Intruder | 00-04 | KN-136 | 19-7426 | — |
| GS300LZ/LD/LF | 82-85 | KN-133 | 19-7425 | — |
| GS400B/XB/C/XC | 77-78 | KN-133 | 19-7425 | — |
| GSF400M/N/P Bandit | 91-93 | KN-133 | 19-7425 | — |
| GS425N/EN/LN | 1979 | KN-133 | 19-7425 | — |
| GS450ET/EX/EZ/ED | 80-83 | KN-133 | 19-7425 | — |

| SUZUKI Street | | | | |
|------------------------|-------|---------|---------|---------|
| Application | Year | K&N P/N | BLACK | CHROME |
| GS450G | 82-85 | KN-133 | 19-7425 | — |
| GS450L | 80-88 | KN-133 | 19-7425 | — |
| GS450ST/SX | 81-82 | KN-133 | 19-7425 | — |
| GS450T | 81-83 | KN-133 | 19-7425 | — |
| GS500EK~K2 | 89-02 | KN-133 | 19-7425 | — |
| GS550B | 77-80 | KN-133 | 19-7425 | — |
| GS550ED/ESD | 1983 | KN-133 | 19-7425 | — |
| GS550E | 83-86 | KN-133 | 19-7425 | — |
| GS550L | 79-83 | KN-133 | 19-7425 | — |
| GS550LF/LG | 85-86 | KN-133 | 19-7425 | — |
| GS550MZ Katana | 1982 | KN-133 | 19-7425 | — |
| GS550TX | 1981 | KN-133 | 19-7425 | — |
| GSF600S Bandit | 96-03 | KN-138 | 19-7509 | 19-7423 |
| GSX600F Katana | 88-06 | KN-138 | 19-7509 | 19-7423 |
| GSX-R600WN/WP | 92-93 | KN-138 | 19-7509 | 19-7423 |
| GSX-R600 | 97-06 | KN-138 | 19-7509 | 19-7423 |
| RF600RR/RS/RT | 94-96 | KN-138 | 19-7509 | 19-7423 |
| GR650D/XD Tempter | 1983 | KN-133 | 19-7425 | — |
| GS650EX/EZ | 81-82 | KN-133 | 19-7425 | — |
| GS650GX/GZ/GD | 81-83 | KN-133 | 19-7425 | — |
| GS650GLX/GLZ/GLD | 81-83 | KN-133 | 19-7425 | — |
| GS650MD Katana | 1983 | KN-133 | 19-7425 | — |
| LS650 Savage | 86-87 | KN-137 | 19-7441 | — |
| LS650 Savage | 95-05 | KN-137 | 19-7441 | — |
| SV650 All | 99-06 | KN-138 | 19-7509 | 19-7423 |
| XN85 Turbo | 1983 | KN-133 | 19-7425 | — |
| GS700EF/ESF | 1985 | KN-133 | 19-7425 | — |
| VS700 Intruder | 1986 | KN-134 | 19-7472 | — |
| VS700Intruder | 1987 | KN-138 | 19-7509 | 19-7423 |
| GS750B/C/EC/N/EN | 77-79 | KN-133 | 19-7425 | — |
| GS750ET/EX/EZ | 80-82 | KN-133 | 19-7425 | — |
| GS750ED/ESD | 1983 | KN-133 | 19-7425 | — |
| GS750LN | 1979 | KN-133 | 19-7425 | — |
| GS750LT/LX | 80-81 | KN-133 | 19-7425 | — |
| GS750SD Katana | 1983 | KN-133 | 19-7425 | — |
| GS750TZ/TD | 82-83 | KN-133 | 19-7425 | — |
| GSX750F Katana | 89-05 | KN-138 | 19-7509 | 19-7423 |
| GSX-R750RG/G/H | 86-87 | KN-134 | 19-7472 | — |
| GSX-R750 | 88-06 | KN-138 | 19-7509 | 19-7423 |
| VS750G Intruder | 88-91 | KN-138 | 19-7509 | 19-7423 |
| VL800 Intruder Volusia | 01-04 | KN-138 | 19-7509 | 19-7423 |
| VS800 Intruder | 92-04 | KN-138 | 19-7509 | 19-7423 |
| VX800L/M/N/P | 90-93 | KN-138 | 19-7509 | 19-7423 |
| VZ800 Marauder | 97-04 | KN-138 | 19-7509 | 19-7423 |
| GS850G | 79-83 | KN-133 | 19-7425 | — |
| RF900RR/RS/RT/RV | 94-97 | KN-138 | 19-7509 | 19-7423 |
| RF900RZS | 1995 | KN-138 | 19-7509 | 19-7423 |
| DL1000 V-Strom | 02-06 | KN-138 | 19-7509 | 19-7423 |
| GS1000C | 78-80 | KN-133 | 19-7425 | — |

ADJUSTABLE OIL FILTER WRENCH 64-79mm

Removes spin-on type oil filters from 2-1/2" to 3-1/8". Steel jaws grip oil filter without slipping. Works with any 3/8" ratchet drive.

35-9815 Adjustable Oil Filter Wrench 64-79mm



GL1500 WRENCH

This oil filter wrench is perfect for Honda GL1500 and ST1100 applications with limited access to the oil filter. Fits 2-1/2" oil filters.

Made in U.S.A.

35-8494 Oil Filter Wrench



| SUZUKI Street | | | | |
|-------------------------|-------|---------|---------|---------|
| Application | Year | K&N P/N | BLACK | CHROME |
| GS1000G | 80-81 | KN-133 | 19-7425 | — |
| GS1000L | 79-80 | KN-133 | 19-7425 | — |
| GS1000SZ Katana | 1982 | KN-133 | 19-7425 | — |
| GSX-R1000 | 01-06 | KN-138 | 19-7509 | 19-7423 |
| SV1000 | 03-04 | KN-138 | 19-7509 | 19-7423 |
| SV1000S | 03-05 | KN-138 | 19-7509 | 19-7423 |
| TL1000R | 98-04 | KN-138 | 19-7509 | 19-7423 |
| TL1000S | 97-01 | KN-138 | 19-7509 | 19-7423 |
| GS1100E (16 valve) | 80-83 | KN-133 | 19-7425 | — |
| GS1100G Shaft (8 valve) | 82-83 | KN-133 | 19-7425 | — |
| GS1100LT | 1980 | KN-133 | 19-7425 | — |
| GS1100SD Katana | 1983 | KN-133 | 19-7425 | — |
| GSX1100F Katana | 88-93 | KN-138 | 19-7509 | 19-7423 |
| GSX1100G Shaft | 91-93 | KN-138 | 19-7509 | 19-7423 |
| GSX-R1100 | 86-92 | KN-138 | 19-7509 | 19-7423 |
| GSX-R1100W | 93-98 | KN-138 | 19-7509 | 19-7423 |
| GS1150ES | 83-86 | KN-133 | 19-7425 | — |
| GSF1200S Bandit | 97-03 | KN-138 | 19-7509 | 19-7423 |
| GSX1300R Hayabusa | 99-06 | KN-138 | 19-7509 | 19-7423 |
| GV1400G Cavalcade | 1986 | KN-134 | 19-7472 | — |
| GV1400G Cavalcade | 87-88 | KN-138 | 19-7509 | 19-7423 |
| GV1400GTG Cavalcade | 1986 | KN-134 | 19-7472 | — |
| GV1400GTH Cavalcade | 1987 | KN-138 | 19-7509 | 19-7423 |
| Boulevard S83 | 05-07 | KN-138 | 19-7509 | 19-7423 |
| VSI400 Intruder | 87-02 | KN-138 | 19-7509 | 19-7423 |
| Boulevard C90 | 05-07 | KN-138 | 19-7509 | 19-7423 |
| VL1500 Intruder | 98-05 | KN-138 | 19-7509 | 19-7423 |
| Boulevard M95 | 2005 | KN-138 | 19-7509 | 19-7423 |
| VZ1600 Marauder | 04-05 | KN-138 | 19-7509 | 19-7423 |
| Boulevard M109R | 06-07 | KN-138 | 19-7509 | 19-7423 |
| VZR1800 Intruder | 2006 | KN-138 | 19-7509 | 19-7423 |

| SUZUKI ATV | | | | |
|------------------------|-------|---------|---------|---------|
| Application | Year | K&N P/N | BLACK | CHROME |
| LT160E Quad | 89-92 | KN-132 | 19-7414 | — |
| LT-F160M~K1 | 91-01 | KN-132 | 19-7414 | — |
| LT230EH~P Quadrunner | 87-93 | KN-132 | 19-7414 | — |
| LT230G Quadrunner | 85-86 | KN-132 | 19-7414 | — |
| LT230S QuadSport | 85-88 | KN-132 | 19-7414 | — |
| LT-F230G/H | 86-87 | KN-132 | 19-7414 | — |
| LT250E Quadrunner | 85-86 | KN-132 | 19-7414 | — |
| LT250SK/SL | 89-90 | KN-132 | 19-7414 | — |
| LT-F250J~FK1 | 88-02 | KN-132 | 19-7414 | — |
| LT-F250FOzark | 02-07 | KN-132 | 19-7414 | — |
| LT-F250F Quad | 99-02 | KN-132 | 19-7414 | — |
| LT300EH/EJ/EK | 87-89 | KN-132 | 19-7414 | — |
| LT-F300F | 99-02 | KN-132 | 19-7414 | — |
| LT-4WD 4WD Quad | 87-98 | KN-132 | 19-7414 | — |
| LT-F4WD King Quad | 91-98 | KN-132 | 19-7414 | — |
| LT400 Eiger, All | 02-07 | KN-138 | 19-7509 | 19-7423 |
| LT-Z400K QuadSport 400 | 03-07 | KN-139 | 19-7407 | — |
| LT-A500FY/FK1 | 00-01 | KN-138 | 19-7509 | 19-7423 |
| LT-A500FK2/FK3 Vinson | 02-07 | KN-138 | 19-7509 | 19-7423 |
| LT-F500F Quadrunner | 98-03 | KN-138 | 19-7509 | 19-7423 |

| SUZUKI Dual Sport/Offroad | | | | |
|----------------------------------|-------|---------|---------|--------|
| Application | Year | K&N P/N | BLACK | CHROME |
| DR125G/H/J | 86-88 | KN-132 | 19-7414 | — |
| DR125S Dual Sport | 94-96 | KN-132 | 19-7414 | — |
| DR-Z125K Offroad | 03-05 | KN-132 | 19-7414 | — |
| DR-Z125L Offroad | 03-05 | KN-132 | 19-7414 | — |
| SP125G/H/J Dual Sport | 86-88 | KN-132 | 19-7414 | — |
| DR200G/H/J | 86-88 | KN-132 | 19-7414 | — |
| DR200S Dual Sport | 96-03 | KN-132 | 19-7414 | — |
| SP200G/H/J Dual Sport | 86-88 | KN-132 | 19-7414 | — |

| SUZUKI Dual Sport/Offroad | | | | |
|----------------------------------|-------|---------|---------|--------|
| Application | Year | K&N P/N | BLACK | CHROME |
| DR250Z/D Offroad | 82-83 | KN-136 | 19-7426 | — |
| DR250F Offroad | 1985 | KN-136 | 19-7426 | — |
| DR250L/M/N/P Offroad | 90-93 | KN-136 | 19-7426 | — |
| DR250SL~SES Dual Sport | 90-95 | KN-136 | 19-7426 | — |
| DR-Z250 | 01-07 | KN-136 | 19-7426 | — |
| SP250Z/D Dual Sport | 82-83 | KN-136 | 19-7426 | — |
| SP250F Dual Sport | 1985 | KN-136 | 19-7426 | — |
| RM-Z50K4/K5 | 04-05 | KN-207 | 19-7440 | — |
| DR350L~X Offroad | 90-99 | KN-136 | 19-7426 | — |
| DR350SL~SEX Dual Sport | 90-99 | KN-136 | 19-7426 | — |
| DR-Z400Y Offroad | 00-07 | KN-139 | 19-7407 | — |
| RM-Z450 | 05-06 | KN-207 | 19-7440 | — |
| DR500X/Z/D | 81-83 | KN-137 | 19-7441 | — |
| SP500X/Z/D Dual Sport | 81-83 | KN-137 | 19-7441 | — |
| SP600F Dual Sport | 1984 | KN-137 | 19-7441 | — |
| DR650S Dual Sport | 90-04 | KN-137 | 19-7441 | — |

| TRIUMPH Street | | | | |
|------------------------|-------|---------|---------|--------|
| Application | Year | K&N P/N | BLACK | CHROME |
| TT 600 | 00-03 | KN-191 | 19-7424 | — |
| Daytona 750 | 91-95 | KN-192 | 19-7458 | — |
| Speed Triple 750 | 1997 | KN-192 | 19-7458 | — |
| Thunderbird 750 | 1995 | KN-192 | 19-7458 | — |
| Trident 750 | 91-98 | KN-192 | 19-7458 | — |
| Bonneville 800 | 01-05 | KN-191 | 19-7424 | — |
| Bonneville 800 America | 02-03 | KN-191 | 19-7424 | — |
| Bonneville T100 | 02-04 | KN-191 | 19-7424 | — |
| Adventurer 900 | 95-01 | KN-192 | 19-7458 | — |
| Daytona 900 | 94-97 | KN-192 | 19-7458 | — |
| Daytona Super 111 900 | 94-97 | KN-192 | 19-7458 | — |
| Legend TT 900 | 99-01 | KN-192 | 19-7458 | — |
| Speed Triple 900 | 94-96 | KN-192 | 19-7458 | — |
| Sprint 900 | 95-98 | KN-192 | 19-7458 | — |
| T 509 Speed Triple 900 | 97-98 | KN-191 | 19-7424 | — |
| Thunderbird 900 | 95-01 | KN-192 | 19-7458 | — |
| Thunderbird 900 Sport | 98-00 | KN-192 | 19-7458 | — |
| Tiger 900 | 91-00 | KN-192 | 19-7458 | — |
| Trident 900 | 91-98 | KN-192 | 19-7458 | — |
| Trophy 900 | 91-01 | KN-192 | 19-7458 | — |
| Daytona 955i | 99-02 | KN-191 | 19-7424 | — |
| Speed Triple 955 | 99-02 | KN-191 | 19-7424 | — |
| Sprint RS 955 | 01-02 | KN-191 | 19-7424 | — |
| Sprint ST 955 | 01-02 | KN-191 | 19-7424 | — |
| T 595 Daytona 955 | 97-98 | KN-191 | 19-7424 | — |
| Tiger 955cc | 01-05 | KN-191 | 19-7424 | — |
| Daytona 1000 | 91-95 | KN-192 | 19-7458 | — |
| Daytona 1200 | 93-97 | KN-192 | 19-7458 | — |
| Trophy 1200 | 91-03 | KN-401 | 19-7405 | — |

| YAMAHA Street | | | | |
|-----------------------|-------|---------|---------|--------|
| Application | Year | K&N P/N | BLACK | CHROME |
| XC180 Riva | 83-85 | KN-145 | 19-7410 | — |
| XR185H/J | 81-82 | KN-143 | 19-7418 | — |
| XC200 Riva | 87-91 | KN-145 | 19-7410 | — |
| SR250G/H/J/TH Exciter | 80-82 | KN-145 | 19-7410 | — |
| SRX250T/TC | 1987 | KN-143 | 19-7418 | — |
| XV250 | 88-90 | KN-145 | 19-7410 | — |
| XV250 Route 66 | 95-98 | KN-145 | 19-7410 | — |
| XV250L/LC Virago | 1999 | KN-145 | 19-7410 | — |
| XV250Virago 250 | 02-05 | KN-143 | 19-7418 | — |
| XS360C/D/2D | 76-77 | KN-144 | 19-7439 | — |
| FZR400 | 88-90 | KN-144 | 19-7439 | — |
| XS400D/E/F/G/H | 77-81 | KN-144 | 19-7439 | — |
| XS400E2/F | 78-79 | KN-144 | 19-7439 | — |
| XS400J/K Maxim | 82-83 | KN-144 | 19-7439 | — |
| XS400RJ/RK Seca | 82-83 | KN-144 | 19-7439 | — |
| XS400SG/SH/SJ Special | 80-82 | KN-144 | 19-7439 | — |
| SR500E/F/G/H | 78-81 | KN-145 | 19-7410 | — |
| XV500K Virago | 1983 | KN-145 | 19-7410 | — |
| XV535T/TC/U Virago | 87-88 | KN-145 | 19-7410 | — |

Toll Free: 800-727-6767
www.klsupply.com

SHOP EQUIP & TOOLS

HARD PARTS

CARB & FUEL

IGNITION/ELECTRICAL

CONTROL

SUSPENSION

ACCESSORIES

K&N OIL FILTERS

SHOP EQUIP & TOOLS

HARD PARTS

CARB & FUEL

IGNITION/ELECTRICAL

CONTROL

SUSPENSION

ACCESSORIES

| YAMAHA Street | | | | |
|------------------------|-------|---------|---------|---------|
| Application | Year | K&N P/N | BLACK | CHROME |
| XV535 Virago | 90-97 | KN-145 | 19-7410 | — |
| XJ550H/J/K Maxim | 81-83 | KN-144 | 19-7439 | — |
| XJ550RH/RJ/RK Seca | 81-83 | KN-144 | 19-7439 | — |
| XZ550RJ/RK Vision | 82-83 | KN-144 | 19-7439 | — |
| FJ600L/LC/N/NC | 84-85 | KN-144 | 19-7439 | — |
| FZ600S | 86-88 | KN-144 | 19-7439 | — |
| FZ600SS/SSC FZ6 Fazer | 04-06 | KN-303 | 19-7507 | 19-7411 |
| FZR600W/WC/AC | 89-90 | KN-144 | 19-7439 | — |
| FZR600R | 1990 | KN-144 | 19-7439 | — |
| FZR600R | 91-99 | KN-303 | 19-7507 | 19-7411 |
| SRX600S/SC | 1986 | KN-145 | 19-7410 | — |
| XJ600S Seca II | 92-98 | KN-303 | 19-7507 | 19-7411 |
| YX600S Radian | 86-90 | KN-144 | 19-7439 | — |
| YZF600R | 95-05 | KN-303 | 19-7507 | 19-7411 |
| YZF-R6 | 99-06 | KN-303 | 19-7507 | 19-7411 |
| XJ650G Maxim | 80-83 | KN-144 | 19-7439 | — |
| XJ650LJ/LK Seca Turbo | 82-83 | KN-144 | 19-7439 | — |
| XJ650RJ Seca | 1982 | KN-144 | 19-7439 | — |
| XVS650 V-Star, All | 98-06 | KN-145 | 19-7410 | — |
| FZ700T/TC | 1987 | KN-401 | 19-7405 | — |
| FZX700S/SC/T/TC Fazer | 86-87 | KN-401 | 19-7405 | — |
| XJ700N Maxim | 85-86 | KN-144 | 19-7439 | — |
| XJ700XN Maxim X | 85-86 | KN-144 | 19-7439 | — |
| XV700 Virago | 84-87 | KN-145 | 19-7410 | — |
| FZ750N/S/SC | 85-86 | KN-401 | 19-7405 | — |
| FZ750U/UC | 1988 | KN-401 | 19-7405 | — |
| FZR750RT/RU | 87-88 | KN-401 | 19-7405 | — |
| XJ750J/K Maxim | 82-83 | KN-144 | 19-7439 | — |
| XJ750RH/RJ/RK Seca | 81-83 | KN-144 | 19-7439 | — |
| XS750D/2D/E/F | 77-79 | KN-146 | 19-7462 | — |
| XS750SE/SF Special | 78-79 | KN-146 | 19-7462 | — |
| XV750H/J/K Virago | 81-83 | KN-145 | 19-7410 | — |
| XV750 Virago | 88-98 | KN-145 | 19-7410 | — |
| YZF750RF/RFC | 1994 | KN-303 | 19-7507 | 19-7411 |
| YZF750R | 96-98 | KN-303 | 19-7507 | 19-7411 |
| TDM850D/DC/E/EC | 92-93 | KN-145 | 19-7410 | — |
| XS850G/H | 80-81 | KN-146 | 19-7462 | — |
| XS850SG/SH Special | 80-81 | KN-146 | 19-7462 | — |
| XJ900RK Seca | 1983 | KN-144 | 19-7439 | — |
| XV920J/K Virago | 82-83 | KN-145 | 19-7410 | — |
| XV920RH/RJ | 81-82 | KN-145 | 19-7410 | — |
| FZR1000T/TC~A/AC | 87-90 | KN-401 | 19-7405 | — |
| FZR1000B/BC~G/GC | 91-95 | KN-303 | 19-7507 | 19-7411 |
| FZS1000 FZ1 Fazer ALL | 01-06 | KN-303 | 19-7507 | 19-7411 |
| GTS1000A | 93-94 | KN-303 | 19-7507 | 19-7411 |
| XV1000 Virago | 84-85 | KN-145 | 19-7410 | — |
| YZF1000RJ/RJC | 1997 | KN-303 | 19-7507 | 19-7411 |
| YZF1000RK/RKC | 1998 | KN-303 | 19-7507 | 19-7411 |
| YZF-R1 | 99-06 | KN-303 | 19-7507 | 19-7411 |
| FJ1100L/LC/N/NC | 84-85 | KN-401 | 19-7405 | — |
| XJ1100J Maxim | 1982 | KN-146 | 19-7462 | — |
| XS1100E/F/G/H/L | 78-81 | KN-146 | 19-7462 | — |
| XS1100SF/SG/SH Special | 79-81 | KN-146 | 19-7462 | — |
| XV1100 Virago | 86-00 | KN-145 | 19-7410 | — |
| XVS1100 Star Series r | 99-06 | KN-145 | 19-7410 | — |
| FJ1200S/SC/T/TC | 86-87 | KN-401 | 19-7405 | — |
| FJ1200W/WC~D/DC | 89-92 | KN-401 | 19-7405 | — |

| YAMAHA Street | | | | |
|-------------------------|-------|---------|---------|---------|
| Application | Year | K&N P/N | BLACK | CHROME |
| FJ1200 (ABS) | 92-93 | KN-401 | 19-7405 | — |
| VMX12 V-Max | 85-96 | KN-146 | 19-7462 | — |
| XVZ12 Venture /Royale | 83-93 | KN-146 | 19-7462 | — |
| FJR1300, All | 01-06 | KN-148 | 19-7471 | — |
| XVZ1300 Royal Star, All | 96-06 | KN-303 | 19-7507 | 19-7411 |
| XV1600 Road Star, All | 99-04 | KN-303 | 19-7507 | 19-7411 |
| MT-01 | 2005 | KN-303 | 19-7507 | 19-7411 |
| XV1700 Road Star, All | 04-05 | KN-303 | 19-7507 | 19-7411 |
| XV1900 Roadliner | 06-07 | KN-303 | 19-7507 | 19-7411 |
| XV1900 Stratoliner | 06-07 | KN-303 | 19-7507 | 19-7411 |

| YAMAHA ATV | | | | |
|----------------------|-------|---------|---------|---------|
| Application | Year | K&N P/N | BLACK | CHROME |
| YFM200N Moto-4 | 1985 | KN-143 | 19-7418 | — |
| YFM200DX | 86-89 | KN-143 | 19-7418 | — |
| YTM200K/L/N Tri-Moto | 83-85 | KN-143 | 19-7418 | — |
| YTM200EK Tri-Moto | 83-85 | KN-143 | 19-7418 | — |
| YFM225S/T/U Moto-4 | 86-88 | KN-143 | 19-7418 | — |
| YTM225DX Tri-Moto | 83-85 | KN-143 | 19-7418 | — |
| YTM225DR Tri-Moto | 85-86 | KN-143 | 19-7418 | — |
| YFU1WPro Hauler | 1989 | KN-142 | 19-7516 | — |
| YFB250D Timberwolf | 92-04 | KN-143 | 19-7418 | — |
| YFM250W/A/B Moto 4 | 89-91 | KN-143 | 19-7418 | — |
| YFM250M Bear Tracker | 2000 | KN-143 | 19-7418 | — |
| YFM250X Bear Tracker | 99-04 | KN-143 | 19-7418 | — |
| YFM350ER Moto-4 | 87-90 | KN-142 | 19-7516 | — |
| YFM350ER Moto-4 | 92-95 | KN-142 | 19-7516 | — |
| YFM350F Big Bear | 87-98 | KN-142 | 19-7516 | — |
| YFM350F Big Bear/4WD | 1999 | KN-142 | 19-7516 | — |
| YFM350 Bruin | 04-06 | KN-142 | 19-7516 | — |
| YFM350F Wolverine | 95-98 | KN-142 | 19-7516 | — |
| YFM350F | 99-00 | KN-142 | 19-7516 | — |
| YFM350U | 96-99 | KN-142 | 19-7516 | — |
| YFM350X Warrior | 87-04 | KN-142 | 19-7516 | — |
| YFP350U Terrapro | 1988 | KN-142 | 19-7516 | — |
| YFB400 Kodiak | 00-05 | KN-303 | 19-7507 | 19-7411 |
| YFM400F Kodiak | 93-99 | KN-142 | 19-7516 | — |
| YFZ450S/T | 04-06 | KN-141 | 19-7403 | — |
| YFM660R Raptor, All | 01-06 | KN-147 | 19-7406 | — |
| YFM600 Grizzly | 98-01 | KN-145 | 19-7410 | — |
| YFM660 Grizzly | 02-06 | KN-303 | 19-7507 | 19-7411 |
| YXR660 Rhino, All | 04-06 | KN-303 | 19-7507 | 19-7411 |
| YFM700R Raptor | 2007 | KN-145 | 19-7410 | — |

Toll Free: 800-727-6767

Fax: 1-408-727-4842

www.klsupply.com

DRUM FUNNEL

Eliminate overspills while pouring. Large surface area permits drainage of multiple containers simultaneously. Highly durable, it will resist rust, dents and other chemicals. Fits 55 gallon drums. **39-8362** Drum Funnel. (Yellow)



SPILL PAN

Spill Pan is constructed of heavy-duty polyethylene that will resist rust, dents and fluids or chemicals. Catches small drips, leaks or spills that could make your work area unsafe or hazardous. **39-8366** Spill Pan. (Black 8" height x 32-1/2" diameter)

YAMAHA Dual Sport/Offroad

| Application | Year | K&N P/N | BLACK | CHROME |
|----------------------|-------|---------|---------|--------|
| TW125 Trailway | 99-04 | KN-143 | 19-7418 | _____ |
| XT125 Dual Sport | 82-83 | KN-143 | 19-7418 | _____ |
| BW200N/S | 85-86 | KN-143 | 19-7418 | _____ |
| BW200ES/ET/EU | 86-88 | KN-143 | 19-7418 | _____ |
| TW200T Trailway | 87-04 | KN-143 | 19-7418 | _____ |
| XT200 Dual Sport | 82-83 | KN-143 | 19-7418 | _____ |
| TT225S/T | 86-87 | KN-143 | 19-7418 | _____ |
| TT-R225L | 99-01 | KN-143 | 19-7418 | _____ |
| TT-R225P | 02-04 | KN-143 | 19-7418 | _____ |
| TT-R230 | 05-06 | KN-143 | 19-7418 | _____ |
| XT225D Serrow | 92-03 | KN-143 | 19-7418 | _____ |
| TT250G/H/J | 80-82 | KN-145 | 19-7410 | _____ |
| TTR250 Offroad | 99-06 | KN-142 | 19-7516 | _____ |
| WR250FN/FP Offroad | 01-02 | KN-142 | 19-7516 | _____ |
| WR250FR/FS | 03-06 | KN-141 | 19-7403 | _____ |
| XT250 Dual Sport | 80-83 | KN-145 | 19-7410 | _____ |
| XT250L/LC Dual Sport | 1984 | KN-143 | 19-7418 | _____ |
| YZ250FN/FP Offroad | 01-02 | KN-142 | 19-7516 | _____ |
| YZ250FR/FS | 03-04 | KN-141 | 19-7403 | _____ |
| BW350T/U | 87-88 | KN-143 | 19-7418 | _____ |
| TT350S/T Offroad | 86-87 | KN-143 | 19-7418 | _____ |
| XT350Dual Sport | 85-01 | KN-143 | 19-7418 | _____ |
| WR400F Offroad | 98-00 | KN-142 | 19-7516 | _____ |
| YZ400FK/FL Offroad | 98-99 | KN-142 | 19-7516 | _____ |
| WR426FN/FP Offroad | 01-02 | KN-142 | 19-7516 | _____ |
| YZ426F Offroad | 00-02 | KN-142 | 19-7516 | _____ |
| WR450F | 03-06 | KN-141 | 19-7403 | _____ |
| YZ450FR/FS | 03-06 | KN-141 | 19-7403 | _____ |
| TT500 Offroad | 76-81 | KN-145 | 19-7410 | _____ |
| XT500 Dual Sport | 76-81 | KN-145 | 19-7410 | _____ |
| XT550 Dual Sport | 82-83 | KN-145 | 19-7410 | _____ |
| TT600 Offroad | 83-86 | KN-145 | 19-7410 | _____ |
| XT600 Dual Sport | 84-02 | KN-145 | 19-7410 | _____ |

YAMAHA Personal Watercraft

| | | | | |
|-------------------|-------|--------|---------|---------|
| FX1000 WaveRunner | 05-06 | KN-303 | 19-7507 | 19-7411 |
| FX1100 WaveRunner | 04-06 | KN-303 | 19-7507 | 19-7411 |
| VX1100 WaveRunner | 05-06 | KN-303 | 19-7507 | 19-7411 |



1 LITER FLUID FLASK

1 liter flask features a flexible spout for greater control while filling or topping off fluids. Safe for use with petroleum based products.

39-3899 Fluid flask

ACCU-FLO POUR SPOUT

A truly unique, one-handed pouring spout. Just a twist of the wrist and the steel ball starts or stops flow. The transparent cylinder lets you see amount of fluid being poured. Sold each.

39-4086 Accu-Flo Pour Spout




PERSONAL WATERCRAFT CONNECTING ROD KITS

These high quality Japanese made precision kits include connecting rod, lower end bearing, crank pin, thrust washers and piston pin bearing. *Made in Japan.*

KAWASAKI

11-8833

| | |
|---------------------------|-------|
| JS300A1/A2/A3/A4/A5 300SX | 87-91 |
| JS300B1/B2/B3 | 86-88 |

SEADOO

11-2522

Rotax 587cc 2-cylinder motors

| | |
|-------------------|-------|
| 5801/5802/5803 | 88-90 |
| 5804/5805/5806 SP | 91-93 |
| 5807 SPX | 1993 |
| 5808 SPI | 1993 |
| 5810/5811 GT | 1991 |
| 5812/5813 GTS | 92-93 |
| 5850/5851 XP | 1993 |
| 5860/5861 GTX | 92-93 |


Rotax 720cc two cylinder motors

| | |
|---------------------------------------|-------|
| 11-8814 (PTO short) short pin 53.00mm | |
| 11-8816 (Mag long) long pin 54.90mm | |
| 5880 HX-750 & 5857 XP-750 | 95-98 |

YAMAHA

11-8812

| | |
|------------------------------|-------|
| SJ650D/P/Q/R Super Jet | 90-93 |
| WR650D/P/Q Waverunner | 90-92 |
| WR650 Waverunner All | 90-96 |
| FX700S/T | 94-95 |
| RA700AT Wave Raider DX | 1995 |
| RA700BU Wave Raider WV | 1996 |
| RA700S/T Wave Raider | 94-95 |
| SJ700S/T Super Jet | 94-95 |
| SJ700AU Super Jet | 1996 |
| WB700U Wave Blaster II | 1996 |
| WB700AU Wave Blaster | 1996 |
| WRA700S/T Waverunner III GP | 94-95 |
| WRB700R/S Waverunner Pro-VXR | 93-94 |
| WV700T Waverunner Venture | 1995 |
| RA760U Wave Raider | 1996 |
| RA1100T/U Wave Raider | 95-96 |
| WV1100U/V Wave Venture | 96-97 |



CRANKSHAFT INSTALLING JIG TOOL

Supports and centers crankshaft webs while assembling two-stroke engine cases and rebuilding crankshafts. Prevents rod misalignment. Adjustable tang ends.

35-9804 Crankshaft Installing Jig Tool

SHOP EQUIP & TOOLS

HARD PARTS

CARB & FUEL

IGNITION/ELECTRICAL

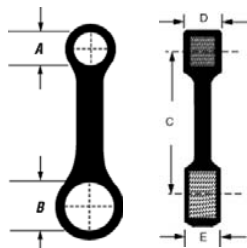
CONTROL

SUSPENSION

ACCESSORIES

SNOWMOBILE CONNECTING ROD KITS

SHOP EQUIP & TOOLS



K&L CONNECTING ROD KITS

These high quality, Japanese made precision kits include connecting rod, lower end bearing, crank pin, thrust washers and piston pin bearing. *Made in Japan.*

HARD PARTS

SKIDOO-ROTAX

11-2522 H1 Connecting Rod Kit

Dimensions for Connecting Rod:

| A | B | C | D | E |
|------|------|-------|------|------|
| 22mm | 30mm | 125mm | 17mm | 17mm |

Applications: LIQUID COOLED 2 CYLINDER

| | |
|--------------------------------------|-------|
| Blizzard 9700 (534cc 2-cylinder) | 83-84 |
| Formula Plus (536cc 2-cylinder) | 85-90 |
| Formula Plus LT (536cc 2-cylinder) | 89-90 |
| Formula Mach I (583cc 2-cylinder) | 89-90 |
| Safari Grand Luxe (532cc 2-cylinder) | 85-86 |

ROTAX CONNECTING ROD (ROD ONLY)

Made in Japan to meet or exceed OEM specifications. Sold each.

11-2525 H1 Connecting Rod only **Note: No bearings, connecting rod only.**

Dimensions for Connecting Rod:

| A | B | C | D | E |
|------|------|-------|------|------|
| 22mm | 30mm | 125mm | 17mm | 17mm |

Applications: LIQUID COOLED 2 CYLINDER

| | |
|--------------------------------------|-------|
| Blizzard 9700 (534cc 2-cylinder) | 83-84 |
| Formula Plus (536cc 2-cylinder) | 85-90 |
| Formula Plus LT (536cc 2-cylinder) | 89-90 |
| Formula Mach I (583cc 2-cylinder) | 89-90 |
| Safari Grand Luxe (532cc 2-cylinder) | 85-86 |

CARB & FUEL

IGNITION/ELECTRICAL

CONTROL

SUSPENSION

ACCESSORIES

POLARIS

LIQUID COOLED 2 CYLINDER 398cc

11-2504 Connecting Rod Kit-3 Mag Side

Note: For application listed use qty (2) **11-2504**

Applications-engine:

Polaris (Fuji) 398cc engines: EC40PL-01

Dimensions for all Polaris Connecting Rods

| A | B | C | D | E |
|------|--------|-------|--------|--------|
| 23mm | 32.3mm | 112mm | 15.8mm | 15.8mm |

FAN AIR COOLED TWO CYLINDER 432cc

11-2497 Connecting Rod Kit-1 Mag & PTO Side

Note: For applications listed use qty (2) **11-2497**

Applications-engine:

Polaris (Fuji) 432cc engines: EC44-2PM-2100, EC44-2PM-3100, EC44-2PM-5000, EC44-2PM-5100

Applications by model:

Indy 400 Series **FAN AIR COOLED** 83-89

LIQUID COOLED 3 CYLINDER 597cc and 648cc

11-2508 Connecting Rod Kit-5 Center and Mag Side

11-2509 Connecting Rod Kit-6 PTO Side

Note: For applications listed use qty (1) **11-2509** and qty (2) **11-2508**

Applications-engine:

Polaris (Fuji) 597cc engines: EC60PL-01, EC60PL-02
Polaris (Fuji) 648cc engines: EC65PL-01, EC65PL-05, EC65PL-06, EC65PLE-05

Applications by model:

Indy 600 / 650 Series **LIQUID COOLED** 83-96

POLARIS

FAN AIR COOLED 2 CYLINDER 432cc

11-2497 Connecting Rod Kit-1 Mag Side

Note: For applications listed use qty (1) **11-2497**, Mag side rod.

P.T.O.rod is N/A from K&L Supply

Applications-engine:

Polaris (Fuji) 432cc engines: EC44-3PM-01, EC443PM-02, EC44PM-2100, 3100, 4100, 5100.

Applications by model:

432cc engines:

Indy Series **FAN AIR COOLED 2 CYLINDER 432cc** 85-96

FAN AIR COOLED 2 CYLINDER and 488cc

11-2497 Connecting Rod Kit-1 Mag Side

Applications-engine:

Polaris (Fuji) 488cc engines: EC50PM-01, EC50PM-02, EC50PM-03, EC50PM-04, EC50PME04

Applications by model:

488cc engines:

Indy 500 Series **FAN AIR COOLED 2 CYLINDER** 86-97

POLARIS

LIQUID COOLED 2 CYLINDER 398cc, 432cc, 439cc & 488cc

11-2504 Connecting Rod Kit-3 Mag Side

11-2506 Connecting Rod Kit-4 PTO Side

Note: For applications listed use qty (1) **11-2504** and qty (1) **11-2506**

Applications-engine:

Polaris (Fuji) 398cc engines: EC40PL-02
Polaris (Fuji) 432cc engines: EC45PL-01, EC45PL-02
Polaris (Fuji) 439cc engines: EC45PL-03, EC45PL-05, EC45PL-08
Polaris (Fuji) 488cc engines: EC50PL-04, EC50PL-05, EC50PL-06, EC50PL-07, EC50PL-08, EC50PL-13, EC50PL-16, EC50PL-17, EC50PLE04, EC50PLE11, EC50PLE12, EC50PLE13, EC50PLE14

Applications by model:

Indy 400 / 440 All 85-97
Indy 500, All 89-97

ARCTIC CAT CONNECTING RODS (RODS ONLY)

Made in Japan to meet or exceed OEM specifications. Sold each.

Available for the following Suzuki snowmobile sport engines:

Note: No bearings, connecting rod only.

11-2495 3003-305 Arctic Cat-AA44L5, AA44L6, AA53L3, AA65L2

| A | B | C | D | E |
|------|------|-------|------|------|
| 23mm | 30mm | 120mm | 22mm | 20mm |

| | |
|----------------------|------|
| El Tigre 5000-AH44L4 | 1987 |
| El Tigre 6000-AA5312 | 1987 |
| Pantera F/C-AH44L4 | 1987 |

11-2496 3002-166 Arctic Cat AG44A7, AM50A4, AM50A5, AL50A7

| A | B | C | D | E |
|------|------|-------|------|---------|
| 23mm | 28mm | 117mm | 22mm | 14.85mm |

| | |
|-------------------------|-------|
| Cheetah 5000-AB50A1-A3 | 76-78 |
| Cheetah F/C-AM50A2-A3 | 86-87 |
| Cougar-AL50A4 | 1985 |
| Cougar-AM50A2-A3 | 86-87 |
| EL Tigre 4000-AB44F2 | 1977 |
| El Tigre 5000-AD50F1-F6 | 76-81 |
| El Tigre Z-AD44L1 | 1976 |
| Lynx 2000S-AA25F1-F4 | 77-80 |
| Pantera F/A-AC50F1-F3 | 76-78 |
| Pantera F/C-AE50A1-A3 | 77-79 |
| Pantera F/C-AL50A1-A2 | 80-81 |
| Panther 4000-AC44A2-A3 | 77-78 |
| Panther 5000-AB50A1-A4 | 76-79 |
| Panther 5000-AL50A5-A6 | 86-87 |

PWC VALVE SHIMS, MIKUNI CARB & FUEL PUMP REBUILD KITS

SHOP EQUIP & TOOLS

HARD PARTS

CARB & FUEL

IGNITION/ELECTRICAL

CONTROL

SUSPENSION

ACCESSORIES



K&L VALVE SHIMS

7.5mm & 9.5mm valve shims for Personal Watercraft applications from Honda, Kawasaki and Yamaha. Available in shop kits and individual sizes. Order by pk/5 for individual sizes.

HONDA / YAMAHA 7.5MM DIAMETER

13-7013 HONDA 7.5MM SHIM STARTER KIT (50 SHIMS)

Includes five each of the following sizes in an 18 compartment storage box: 1.80, 1.85, 1.90, 1.95, 2.00, 2.05, 2.10, 2.15, 2.20, 2.25

13-7016 YAMAHA 7.5MM SHIM STARTER KIT (50 SHIMS)

Includes five each of the following sizes in an 18 compartment storage box: 1.50, 1.55, 1.60, 1.65, 1.70, 1.75, 1.80, 1.85, 1.90, 1.95

APPLICATIONS:

HONDA: ARX1200N3/T3 Aqua Trax F-12/F12-X Watercraft (2002)

YAMAHA: FX1000 Series 02-06, VX110 Deluxe/Sport (2006)

7.5MM Replacement Shims. Sold pk/5.

| | | | | | | | |
|---------|------|---------|------|---------|------|---------|------|
| 13-6725 | 1.30 | 13-6736 | 1.85 | 13-6747 | 2.40 | 13-6758 | 2.95 |
| 13-6726 | 1.35 | 13-6737 | 1.90 | 13-6748 | 2.45 | 13-6759 | 3.00 |
| 13-6727 | 1.40 | 13-6738 | 1.95 | 13-6749 | 2.50 | 13-6760 | 3.05 |
| 13-6728 | 1.45 | 13-6739 | 2.00 | 13-6750 | 2.55 | 13-6761 | 3.10 |
| 13-6729 | 1.50 | 13-6740 | 2.05 | 13-6751 | 2.60 | 13-6762 | 3.15 |
| 13-6730 | 1.55 | 13-6741 | 2.10 | 13-6752 | 2.65 | 13-6763 | 3.20 |
| 13-6731 | 1.60 | 13-6742 | 2.15 | 13-6753 | 2.70 | 13-6764 | 3.25 |
| 13-6732 | 1.65 | 13-6743 | 2.20 | 13-6754 | 2.75 | 13-6765 | 3.30 |
| 13-6733 | 1.70 | 13-6744 | 2.25 | 13-6755 | 2.80 | 13-6766 | 3.35 |
| 13-6734 | 1.75 | 13-6745 | 2.30 | 13-6756 | 2.85 | 13-6767 | 3.40 |
| 13-6735 | 1.80 | 13-6746 | 2.35 | 13-6757 | 2.90 | | |

KAWASAKI 9.5MM DIAMETER

13-7017 KAWASAKI 9.5MM SHIM STARTER KIT (50 SHIMS)

Includes five each of the following sizes in an 18 compartment storage box: 2.30, 2.35, 2.40, 2.45, 2.50, 2.55, 2.60, 2.65, 2.70, 2.75

APPLICATIONS:

KAWASAKI: JT1200B1/B2 Jet Ski STX12F 03-04
JT1500A1 Jet Ski STX15F 2004

9.5MM Replacement Shims. Sold pk/5.

| | | | | | |
|---------|------|---------|------|---------|------|
| 13-6797 | 1.35 | 13-6827 | 2.05 | 13-6785 | 2.75 |
| 13-6798 | 1.40 | 13-6828 | 2.10 | 13-6786 | 2.80 |
| 13-6799 | 1.45 | 13-6830 | 2.15 | 13-6787 | 2.85 |
| 13-6800 | 1.50 | 13-6774 | 2.20 | 13-6788 | 2.90 |
| 13-6803 | 1.55 | 13-6775 | 2.25 | 13-6789 | 2.95 |
| 13-6804 | 1.60 | 13-6776 | 2.30 | 13-6790 | 3.00 |
| 13-6814 | 1.65 | 13-6777 | 2.35 | 13-6791 | 3.05 |
| 13-6815 | 1.70 | 13-6778 | 2.40 | 13-6792 | 3.10 |
| 13-6816 | 1.75 | 13-6779 | 2.45 | 13-6793 | 3.15 |
| 13-6817 | 1.80 | 13-6780 | 2.50 | 13-6794 | 3.20 |
| 13-6818 | 1.85 | 13-6781 | 2.55 | 13-6795 | 3.25 |
| 13-6819 | 1.90 | 13-6782 | 2.60 | 13-6796 | 3.30 |
| 13-6823 | 1.95 | 13-6783 | 2.65 | | |
| 13-6826 | 2.00 | 13-6784 | 2.70 | | |




MIKUNI CARB REBUILD KITS

Genuine Mikuni carb rebuild kits contain all necessary gaskets, diaphragms, o-rings, washers, check valve and spring to completely overhaul Mikuni BN38/44 mm and Super BN carburetors. *Made in Japan.*

98-8524 For Mikuni BN38/44mm carbs

Fits Kawasaki JS440 (77-92) and JS550 (82-90)
Fits Yamaha 500/650 (through 1989) and 650 LX (1990)

98-4166 For Mikuni Super BN carbs. Fits Yamaha 500/650 (1990 on)



MIKUNI FUEL PUMPS & PUMP REBUILD KITS

For applications where the fuel tank will not gravity feed to carburetor. Pump is actuated by pulse from engine crankcase on two-stroke. *Made in Japan.* Sold each.

| Pump Description | Rebuild Kit# |
|----------------------------------|---------------------------------|
| 18-4686 DF44-211-D Single Outlet | 18-5027 Rebuild kit for 18-4686 |
| 18-4687 DF52-21 Dual Outlet | 18-5028 Rebuild kit for 18-4687 |



K&N FUEL-AIR RATIO MONITOR

This unit continually monitors your engine fuel-air ratio while the engine is running. It is extremely sensitive to fuel-air ratio changes and will show any variations instantly and accurately. Kit contains Fuel-Air Ratio Monitor, Oxygen Sensor, Weld-on Adapter, O2 Sensor Plug and detailed instructions.

- 35-3189 Fuel/Air Ratio Monitor Kit
- 35-3193 Replacement Weld-on Adapter
- 35-3196 Replacement O2 Sensor plug

SHOP EQUIP & TOOLS

HARD PARTS


CARB & FUEL

IGNITION/ELECTRICAL

CONTROL

SUSPENSION

ACCESSORIES



K&L FUEL PETCOCKS

Stock replacement Fuel Petcocks. *Made in Japan.*

KAWASAKI ATV

18-4993 51023-S006 (*tap lever not included*)
KSF80A1/A2/A3 KFX80 03-05

SUZUKI Street

18-4357 44300-47270 (*tap lever not included*)
GS550LT 1980
GS750ET 1980
GS750LT 1980
GS850GLT 1980
GS1000ET 1980
GS1000GLT 1980
GS1000ST 1980
GS1100ET/LT 1980

18-4358 44300-45372, 44300-45371, 44300-45370, 44300-34471, 44300-34470
(*tap lever included*)

GS300LZ/LD 82-83
GS300LF 1985
GS450GAZ/GAD Automatic 82-85
GS450LD 1983
GS450LF/LG/LH/LJ 85-88
GS450TX 1981
GS450TXD 1983
GS550LX/LZ 81-82
GS550MZ Katana 1982
GS550TX 1981
GR650D/XD Tempter 1983
GS650EZ 1982
GS650GLX/GLZ/GLD 81-83
GS650GZ/GD 82-83
GS650MD Katana 1983
GS700EF/ESF (not for Calif) 1985
GS750LX 1981
GS750SD Katana 1983
GS850GZ/GD 82-83
GS850GLX/GLZ/GLD 81-83
GS1000GLX 1981
GS1000SZ Katana 1982
GS1100GZ/GLZ/GKZ 82-84
GS1100SD Katana 1983

18-4359 44300-45471, 44300-45470
(*tap lever included*) 44300-00A70

GS450TZ/TXZ / ED 82-83
GS750EX/EZ/ED/ESD/TZ/TD 81-83
GS1100EX 1981
GS1150E, All 83-86

18-4367 44300-28A02, 44300-28A01,
44300-28A00 (*tap lever included*)

GSX-R750G/H 86-87
GSX-R750RG 1986
GSX-R1100G/H/J 86-88

SUZUKI Street

18-4134 44300-01D21
GS500EK-ET 89-96

18-4135 44300-01D10
GS500EV-K2 97-02

18-4140 44300-19C00
GSX600FJ/FK Katana 88-89

18-4141 44300-20C00
GSX600FL/FV Katana 90-97
GSX750FK/FV Katana 89-97

18-4151 44300-08F00
GSX600FW/FK6 Katana 98-06
GSX750FW/FK5 Katana 98-05

18-4156 44300-48D11
GSX1100FJ/FP Katana 88-93

SUZUKI Street

18-4172 44300-38A72
VS800GLN-GLY 92-00

18-4158 44300-26D01
GSX1100GM/GN/GP/GR 91-94

18-4177 44300-38A02
VS1400GLF/GLP Series 87-97

SUZUKI ATV

18-4993 44300-40B00 (*tap lever not included*)
LT80H~K5 Quad Runner 87-05

18-4998 44300-04450 (*tap lever included*)
ALT50D/E Quad Runner 83-84
LT50E/F/G/H/J Quad Runner 84-87
JR50RD 1983

Tool Up for Profit™

K&L PORTABLE GAS & FAN CADDY

This tool offers mobility by centralizing all tools on one easy to use fixture and now features an additional shelf for increased storage, height is adjustable up to 68" with hooks to attach gauges and fuel bottles.


35-9453 K&L Portable Gas & Fan Caddy

Equipment shown not included



K&L Loading Dock





YAMAHA Dual Sport/Offroad

18-4171 498-24500-01-00, 438-24500-01-00 (*tap lever included*)
214-24500-02-00

| | |
|----------------------------------|-------|
| DT100A/B | 74-75 |
| AT1B/AT1MB125 | 69-70 |
| AT1C/AT1MX-125 | 1971 |
| AT2 Enduro, AT2MX-125 | 72-73 |
| DT125A/B Enduro | 74-75 |
| CT1/CT1B/CT1C/CT2/CT3-175 Enduro | 69-73 |
| DT175A/B | 74-75 |
| IT1750D/E | 77-78 |
| DT1 Enduro | 68-71 |
| DT2/DT3-250 & DT250A/B/C Enduro | 72-76 |
| IT250D/E | 77-78 |
| DT360A Enduro | 1974 |
| RT1 360 Enduro, Offroad | 70-73 |
| DT/IT 400B/C | 75-78 |
| XT500C/D/E/F/G/H Dual Sport | 77-81 |

18-4173 2K5-24500-00-00 (*tap lever included*)

| | |
|------------------------|-------|
| YZ80G/H/J/K/L/N | 80-85 |
| YZ100E/F/G/H/J/K | 78-83 |
| YZ125E/F/G/H/J/K/L/N | 78-85 |
| YZ250D/E/F/G/H/J/K/L/N | 77-85 |
| YZ400D/E/F | 77-79 |
| YZ465G/H | 80-81 |
| YZ490J/K/L/N | 82-85 |

18-4174 26H-24500-00-00 (*tap lever not included*)

| | |
|--------------------------------|-------|
| FZX700S/SC/T/TC | 86-87 |
| FZ750N/S/SC | 85-86 |
| FZ750U/UC | 1988 |
| FJ1200 | 89-93 |
| XVZ12TK Venture, Venture Royal | 1983 |


18-4175 447-24510-02-00 RH side only (*tap lever included*)

| | |
|------------------|-------|
| TX500/A | 73-74 |
| XS500B/C/D | 75-77 |
| XS1/XS1B/XS2-650 | 70-72 |
| TX650/A | 73-74 |
| XS650B/C/D | 75-77 |
| TX750/A | 73-74 |

YAMAHA Dual Sport/Offroad

18-4170 367-24500-04-00 (*tap lever included*)

| | |
|---------------------------|-------|
| JT1/JT2MX-60 Offroad | 71-72 |
| JT1/JT2-60 Mini Enduro | 71-72 |
| DT80H/J/K Dual Sport | 81-83 |
| GT1-80 Dual Sport | 1973 |
| GT80A/B/C Dual Sport | 74-76 |
| GT80E/F/G Dual Sport | 78-80 |
| GTMX/GTMXA/GTMXB/GTMXC-80 | 73-76 |
| GTMXD/GTMXE/GTMXF-80 | 77-79 |
| MX80G/H/J | 81-83 |
| YZ80D/E/F | 77-79 |
| DT100D/E/F/G/H/J/K | 77-83 |
| MX100F/G/H/J/K | |



PINGEL® (PETCOCK) POWER-FLO GAS VALVES

These top quality gas valves feature an aluminum body only 1.25" tall. Their compact design and stainless steel components make a rugged replacement for those stock vacuum type fuel petcocks. Another advantage lies in their patented, full flow valves which offer better flow for racing applications. Available in satin & polished finish.

18-7167 3/8" threaded body, with single 5/16" hose outlet with reserve function. For polished, order **18-7137**

18-7201 3/8" threaded body, with dual 5/16" hose outlets with reserve function. For polished, order **18-7138**

PINGEL® ADAPTER PLATES & NUTS

Gas tanks requiring plates can use these to install the Pingel® gas valves. Just measure the distance between the two mounting holes of the gas tank you want to install the Pingel® gas valve on and order the matching adapter plate. Nuts allow you to fit Pingel® gas valves onto gas tanks with threaded bungs.

PLATES:

18-7206 3/8" NPT, 34mm center to center chrome adapter plate

18-7216 3/8" NPT, 44mm center to center chrome adapter plate

18-7225 3/8" NPT, 46mm center to center chrome adapter plate

18-7226 3/8" NPT, 50mm center to center chrome adapter plate

18-5703 3/8" NPT, 44mm center to center chrome angled adapter plate (for large carburetor clearance)

NUTS:

18-7202 Adapts 7/8" or 22mm male tank bung to 3/8" NPT. (Stock H-D, 1975 and up)

18-7204 Adapts 15/16" or 24mm bung to 3/8" NPT.



MOTION PRO INLINE FUEL VALVES

Ideal for ATV's and other vehicles where inline fuel control is needed. Check fuel line size and engine size before ordering. Not recommended for engines above rated size.

35-8468 3/16" I.D. Fuel Valve, up to 200cc

35-8476 1/4" I.D. Fuel Valve, up to 300cc

35-8495 5/16" I.D. Fuel Valve, up to 300cc

SHOP EQUIP & TOOLS

HARD PARTS

CARB & FUEL

IGNITION/ELECTRICAL

CONTROL

SUSPENSION

ACCESSORIES



K&L FUEL & VACUUM HOSE CLIP KIT

70 piece kit contains 10 of each size of the following: 6, 7, 8, 9, 11, 13, and 15mm. OEM type fuel and vacuum clips similar to the ones that are stock on most Japanese motorcycles. **Made in Japan.**

33-3929 Fuel & Vacuum Hose Clip Kit

Replacement Fuel & Vacuum Hose Clips Sold in pk/10.

| | |
|--------------------|---------------------|
| 33-3922 6mm | 33-3926 11mm |
| 33-3923 7mm | 33-3927 13mm |
| 33-3924 8mm | 33-3928 15mm |
| 33-3925 9mm | |

SPRING ACTION HOSE CLAMPS

These reusable, top quality clamps are sold in pk/5.

| | |
|---------------------|---------------------|
| 33-3962 13mm | 33-3965 21mm |
| 33-3963 15mm | 33-3966 25mm |
| 33-3964 17mm | 33-3967 28mm |



MOTION PRO FUEL LINE FITTINGS KIT

This complete Fuel Line Fittings kit from Motion Pro is designed for shop or home use. Kit includes 40 piece assorted Steel O-Clips, 40 piece assorted Y-Connectors, 40 piece T-Connectors and Hose Clamps along with Pincer Pliers all contained in a convenient carrying case. Fuel line fittings sold pk/10. **Made in the U.S.A.**

| | |
|------------------------|-----------------------------|
| 31-9769 12-0034 | Fuel Line Fittings Kit |
| 35-1061 12-0024 | Pincer Tool only. Sold each |

| T Fittings | | | Y Fittings | | |
|----------------|---------|-------|----------------|---------|-------|
| K&L | M.P. | I.D. | K&L | M.P. | I.D. |
| 31-3204 | 12-0018 | 3/16" | 31-3188 | 12-0014 | 3/16" |
| 31-3222 | 12-0019 | 1/4" | 31-3194 | 12-0015 | 1/4" |
| 31-3210 | 12-0020 | 5/16" | 31-3205 | 12-0016 | 5/16" |
| 31-3214 | 12-0021 | 3/8" | 31-3206 | 12-0017 | 3/8" |

K&N FUEL LINE T JUNCTION

Easy to use light weight nylon for durability and maximum flow. One size fits 3/16" to 3/8" I.D. fuel line. Sold in card of twelve.

31-3187 Fuel Line T Junction



K&L CARB HOLDER RUBBER PLUGS

Universal rubber plug has many uses. **Made in Japan.** Sold pk/5.
11-4972 Carb Holder Plugs

VACUUM & FUEL LINE PLUGS

Step designed plugs allow closing two lines of same or different sizes at the same time. Fits all 1/8", 3/18", 1/4", 5/16", 3/8" and 1/2" hoses. Tapered caps close tubes from 1/8" to 1/2". Bead chain prevents loss. Sold as a set.

35-7758 Vacuum & Fuel Line Plugs



MOTION PRO QUICK RELEASE FUEL COUPLERS

Available with single and dual shutoff couplers. When disconnected, the coupler shuts off the flow from the source only, or from both sections. Connecting the couplers resumes flow. Fuel rated o-rings prevent leakage. Available for 1/4" and 5/16" I.D. fuel line.

| | |
|------------------------|-------------------------------|
| 35-0984 12-0029 | Single Shutoff Coupler, 1/4" |
| 18-7213 12-0030 | Single Shutoff Coupler, 5/16" |
| 35-0985 12-0037 | Dual Shutoff Coupler, 1/4" |
| 35-0987 12-0038 | Dual Shutoff Coupler, 5/16" |



HOSE REMOVER PLIERS

For easy removal of 4mm to 14mm vacuum and fuel hose. Engage the barb with the sharpened jaw for grip. Squeeze and the hose is easily pushed off by the silver jaw. Allows one handed removal. Sold each.

35-9267 Hose Remover Pliers

MIGHTY CUTTER HOSE CUTTER

Hose cutting tool produces straight accurate cuts in hoses up to 1 1/8" or 28mm in diameter. Sold each.

35-9302 Mighty Cutter Hose Cutter
35-9303 Replacement Blade-each



MINI DOUBLE EDGE TUBE CUTTER

Compact enough to take almost anywhere. Features two opposing blades for precise cutting action. Cuts vinyl tubing up to 12.7mm O.D. or 3/8" I.D.

35-9258 Mini Tube Cutter



K&L FUEL PETCOCK SHOP REPAIR KIT

This Fuel Petcock Shop Repair kit covers most Japanese made vacuum operated Fuel Petcocks. (Kawasaki, Suzuki, & Yamaha). Kit includes the following:

Fuel Petcock Diaphragms, qt 1 each - **18-6633, 18-6634, 18-6635, 18-6636, 18-6637, 18-6638, 18-6639, 18-6640, 18-6641, 18-6642**
 Fuel Tap Valve Rubber Gasket, qt 1 pk/5 - **18-6643, 18-6644, 18-6645, 18-6646**

Diaphragm Cover Screw - **33-7827 Pk/25**

Tap Lever Cover Screw - **33-7828 Pk/50**

O-Ring for Diaphragm - **35-5628 Pk/5**

All contained in an 18 compartment plastic storage box. **Made in Japan.**

18-2694 K&L Fuel Petcock Shop Repair Kit



Replacement Fuel Petcock Diaphragms-Sold Each.

| | | |
|----------------|-----------|----------------------------|
| 18-6633 | Diaphragm | DIA-401: Kawasaki / Yamaha |
| 18-6634 | Diaphragm | DIA-402: Kawasaki / Yamaha |
| 18-6635 | Diaphragm | DIA-403: Kawasaki |
| 18-6636 | Diaphragm | DIA-0: Suzuki / Yamaha |
| 18-6637 | Diaphragm | DIA-1: Suzuki / Yamaha |
| 18-6638 | Diaphragm | DIA-3: Kawasaki |
| 18-6639 | Diaphragm | DIA-4: Kawasaki |
| 18-6640 | Diaphragm | DIA-5: Suzuki |
| 18-6641 | Diaphragm | DIA-6: Suzuki |
| 18-6642 | Diaphragm | DIA-7: Suzuki |

Diaphragm O-Ring-Sold pk/5

35-5628 O-Ring 4.0 x 2.0mm (not shown)



K&L NEEDLE CLIPS for KEIHIN JET NEEDLES

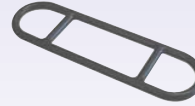
Made in Japan. Sold pk/100.
18-0015 Needle Clips




18-6647



18-6648



18-6649



18-6650



18-6652



18-6653

K&L FUEL PETCOCK TAP MOUNT O-RINGS

Replacement sealing o-ring that mounts between fuel tank and fuel petcock. **Made in Japan.**
 Available as a shop kit and in pk/5



18-6654 Fuel Petcock Tap Mount O-Ring Shop Kit.

Includes 1 pk of each part number listed below and plastic storage box.

Replacement Fuel Petcock Tap Mount O-Rings. Sold pk/5.

18-6647 Kawasaki 51039-003, Yamaha 2W6-24512-00-00

18-6648 Kawasaki 51039-010, Yamaha 2G2-24512-00-00

18-6649 Suzuki (OEM Ref, P/N not available)

18-6650 Yamaha 1J7-24512-00-00

18-6652 Kawasaki 92055-1112

18-6653 Suzuki 44305-17C00



18-6643



18-6644



18-6645



18-6646



33-7827



33-7828

Replacement Fuel Tap Valve Rubber Gasket-Sold pk/5.

18-6643 Fuel Tap Valve Gasket: Kaw/Suz/Yam **28.50mm x 2.43mm**
 Kaw-11009-1194

18-6644 Fuel Tap Valve Gasket: Kaw-11009-1188 **22.60mm x 2.39mm**
 and Yam-3H3-24523-00-00

18-6645 Fuel Tap Valve Gasket: Kaw 43049-1066 **23.00mm x 2.38mm**

18-6646 Fuel Tap Valve Gasket: Kaw-43049-1017 **18.80mm x 2.43mm**

Diaphragm Cover Screw-Sold pk/25.

33-7827 Phillips Flat Head Screw 4 x 14mm Kaw-220B0414

Tap Lever Cover Screw-Sold pk/50.

33-7828 Phillips Pan Head Screw 3 x 8mm Kaw-220B0308



Visit our Website for
 Video Demos!
www.klsupply.com

FUEL PETCOCK REPAIR KITS

SHOP EQUIP & TOOLS

HARD PARTS

CARB & FUEL


IGNITION/ELECTRICAL

CONTROL

SUSPENSION

ACCESSORIES

GL1500 Petcock shown not available



K&L FUEL PETCOCK REPAIR KITS

Kit contains all necessary O-rings and diaphragms to rebuild one fuel petcock. **Made in Japan.** **Note:** Does not include plastic diaphragm spacer block. Sold in kits. Kawasaki & Yamaha applications with an asterisk * may require longer bolts.

| HONDA Street Application | Year | Fuel Petcock Repair Kit | Diaphragm Only |
|------------------------------|-------|-------------------------|----------------|
| VTR250 Interceptor | 88-90 | 18-2701 | — |
| CB450SC Nighthawk | 85-86 | 18-2701 | — |
| CMX450C Custom | 86-87 | 18-2701 | — |
| CX500C Custom | 81-82 | 18-2701 | — |
| CX500D Deluxe | 81-82 | 18-2701 | — |
| FT500 Ascot | 82-83 | 18-2701 | — |
| GL500I Silverwing Interstate | 81-82 | 18-2701 | — |
| VT500C Shadow | 83-86 | 18-2701 | — |
| VT500FT Ascot | 1984 | 18-2701 | — |
| CB550SC Nighthawk | 1983 | 18-2701 | — |
| XL600V Transalp | 89-90 | 18-2701 | — |
| CB650SC Nighthawk | 83-85 | 18-2701 | — |
| CX650C Custom | 1983 | 18-2701 | — |
| GL650I Silverwing Interstate | 1983 | 18-2701 | — |
| CB700SC Nighthawk | 84-86 | 18-2701 | — |
| VF700S Sabre | 84-85 | 18-2701 | — |
| CB750 Nighthawk 750 | 91-93 | 18-5245 | — |
| CB750 Nighthawk 750 | 95-04 | 18-5245 | — |
| PC800 Pacific Coast | 89-98 | 18-5255 | — |
| VT800 C/CD/CD2 Shadow | 99-05 | 18-5012 | — |
| VTR1000 Superhawk | 97-04 | 18-5015 | — |
| ST1100/ST1100A (ABS) | 91-02 | 18-4356 | — |
| GL1500 Goldwing, All | 88-96 | 18-4356 | — |
| GL1500CF Valkyrie Interstate | 97-04 | 18-5018 | — |
| GL1500CT Valkyrie Tourer | 97-00 | 18-5018 | — |
| GL1500SE | 91-00 | 18-4356 | — |
| CBR1000F Hurricane | 90-91 | 18-5254 | — |
| CBR1000F Hurricane | 93-96 | 18-5254 | — |

| KAWASAKI Street Application | Year | Fuel Petcock Repair Kit | Diaphragm Only |
|--|-------|-------------------------|----------------|
| EX250E1 / E2 Ninja 250R | 86-87 | 18-2723 | 18-6635 |
| EX250F2~F19 Ninja 250R | 88-05 | — | 18-6638 |
| KZ250L1 CSR | 1982 | 18-2706 | — |
| KZ250W1 LTD | 1983 | 18-2706 | — |
| S1A / B / C-250 (two stroke triple) | 73-75 | 18-2712 | — |
| KH250A5 (two stroke triple) | 1976 | 18-2712 | — |
| EX305B1 GPz | 1983 | 18-2706 | — |
| KZ305A1 / A2 CSR | 81-82 | 18-2706 | — |
| KZ305B1 LTD | 81-82 | 18-2706 | — |
| KZ305B LTD Belt (manual, US Model) | 87-88 | 18-2706 | — |
| KZ305B LTD Belt (vacuum, Calif. model) | 87-88 | 18-2723 | 18-6635 |
| S2 / A-350 (two stroke triple) | 72-73 | 18-2712 | — |
| S3 / A-400 (two stroke triple) | 74-75 | 18-2712 | — |
| KH400A3 / A4 (two stroke triple) | 76-77 | 18-2712 | — |

| KAWASAKI Street Application | Year | Fuel Petcock Repair Kit | Diaphragm Only |
|--|-------|-------------------------|----------------|
| KZ440A1 / A2 / A3 / A4 LTD | 80-83 | 18-2698 | 18-6634 |
| KZ440B1 / B2 | 80-81 | 18-2698 | 18-6634 |
| KZ440D1 / D2 / D3 / D4 / D5 LTD Belt | 80-83 | 18-2698 | 18-6634 |
| EN450A1 / A2 / A3 / A4 / A5 / A6 LTD 454 | 85-90 | 18-2723 | 18-6635 |
| EN500A1~A7 Vulcan 500 | 90-96 | 18-2723 | 18-6635 |
| EN500C1~C9 Vulcan 500 LTD | 96-04 | 18-2763 | 18-6639 |
| EX500 Ninja 500 | 87-05 | 18-2723 | 18-6635 |
| KZ550A1 / A2 / A3 / A4 | 80-83 | 18-2698 | 18-6634 |
| KZ550C1 / C2 / C3 / C4 LTD | 80-83 | 18-2698 | 18-6634 |
| KZ550D1 GPz | 1981 | 18-2698 | 18-6634 |
| KZ550F1 / F2 Spectre & LTD | 83-84 | 18-2723 | 18-6635 |
| KZ550H1 / H2 GPz | 82-83 | 18-2723 | 18-6635 |
| KZ550M1 LTD | 1983 | 18-2723 | 18-6635 |
| ZR550B1 / B2 | 90-91 | 18-2763 | 18-6639 |
| ZX550A1 / A2 GPz | 84-85 | 18-2723 | 18-6635 |
| KL600 / KLR600 | 84-86 | 18-2706 | — |
| ZL600A1 / A2 Eliminator | 86-87 | 18-2698 | 18-6634 |
| ZL600B2 / B3 Eliminator 600 | 96-97 | 18-2698 | 18-6634 |
| ZX600 Ninja 600R / RX | 85-87 | 18-2723 | 18-6635 |
| ZX600C1~C10 Ninja 600R | 88-97 | — | 18-6635 |
| ZX600D1 / D2 / D3 / D4 Ninja ZX-6 | 90-93 | 18-2734 | 18-6638 |
| ZX600E1~E10 Ninja ZX-6 | 93-02 | 18-2728 | — |
| ZX600F1 / F2 / F3 Ninja ZX-6R | 95-97 | 18-2727 | — |
| ZX600 Ninja ZX-6R | 98-01 | 18-5032 | — |
| ZX636 Ninja ZX-6R | 2002 | 18-5032 | — |
| KL650 KLR650 | 87-07 | 18-2723 | 18-6635 |
| KZ650B3 | 1979 | 18-2699 | 18-6633 |
| KZ650E1 / F1 | 1980 | 18-2699 | 18-6633 |
| KZ650H1 CSR | 1981 | 18-2698 | 18-6634 |
| KZ650H2 / H3 CSR | 82-83 | 18-2699 | 18-6633 |
| KZ700A1 | 1984 | 18-2699 | 18-6633 |
| VN700A1 Vulcan | 1985 | 18-2723 | 18-6635 |
| ZN700A1 / A2 LTD | 84-85 | 18-2723 | 18-6635 |
| KZ750B1 / B2 / B3 / B4 (2 cylinder) | 76-79 | 18-2712 | — |
| KZ750E1 / E2 / E3 | 80-82 | 18-2699 | 18-6633 |
| KZ750F1 LTD | 1983 | 18-2723 | 18-6635 |
| KZ750G1 LTD (2 cylinder) | 1980 | 18-2712 | — |
| KZ750H1 / H2 / H3 / H4 LTD | 80-83 | 18-2699 | 18-6633 |
| KZ750K1 LTD (2 cylinder) | 1983 | 18-2698 | 18-6634 |
| KZ750L3 | 1983 | 18-2699 | 18-6633 |
| KZ750M1 CSR (2 cylinder) | 1982 | 18-2698 | 18-6634 |
| KZ750N1 / N2 Spectre | 82-83 | 18-2723 | 18-6635 |
| KZ750R1 GPz | 1982 | 18-2699 | 18-6633 |
| VN750A2~A19 Vulcan | 86-03 | 18-2723 | 18-6635 |
| ZR750C1 / C2 | 91-92 | 18-2763 | 18-6639 |
| ZR750F2 ZR-7 / ZR-7S | 00-02 | 18-2763 | 18-6639 |
| ZX750A1 / A2 / A3 GPz | 83-85 | 18-2699 | 18-6633 |
| ZX750F1 / F2 / F3 / F4 Ninja 750R | 87-90 | 18-2734 | 18-6638 |
| ZX750H2 Ninja ZX-7 | 1990 | 18-2728 | — |
| ZX750Ninja ZX-7 / ZX-7R | 91-95 | 18-2728 | — |
| VN800A / B Vulcan, Vulcan Classic | 95-05 | 18-5023 | — |
| VN800C Drifter | 99-06 | 18-5023 | — |
| Z1 / A / B-900 | 73-75 | 18-2712 | — |
| KZ900A4 / A5 | 76-77 | 18-2712 | — |
| KZ900B1 LTD | 1976 | 18-2712 | — |
| ZL900A1 / A2 Eliminator | 85-86 | 18-2704 | 18-6633 |
| ZX900A1 / A2 / A3 Ninja | 84-86 | 18-2699 | 18-6633 |
| ZX900B1 / B2 / B3 / B4 Ninja ZX-9R | 94-97 | 18-2727 | — |
| ZX900 ZX-9R* | 98-03 | 18-5032 | — |
| KZ1000A1 | 1977 | 18-2712 | — |
| KZ1000A2 / A2A | 1978 | 18-2711 | — |
| KZ1000A3 / A3A / A4 MKII | 79-80 | 18-2711 | — |
| KZ1000B1 / B2 / B3 / B4 LTD | 77-80 | 18-2712 | — |
| KZ1000C1 Police (manual petcock) | 1978 | 18-2712 | — |
| KZ1000C1A~C4 Police (vacuum petcock) | 78-81 | 18-2711 | — |
| KZ1000D1 Z1R | 1978 | 18-2712 | — |
| KZ1000D3 Z1R | 1980 | 18-2712 | — |
| KZ1000E1 / E2 Shaft ST | 79-80 | 18-2703 | — |
| KZ1000G1 LTD Classic | 1980 | 18-2712 | — |

| KAWASAKI Street Application | | | |
|------------------------------------|-------|-------------------------|----------------|
| Application | Year | Fuel Petcock Repair Kit | Diaphragm Only |
| KZ1000J1/J2 | 81-82 | 18-2703 | — |
| KZ1000K1/K2 LTD | 81-82 | 18-2699 | 18-6633 |
| KZ1000M1/M2 CSR | 81-82 | 18-2699 | 18-6633 |
| KZ1000P1~P24 Police | 82-05 | 18-2699 | 18-6633 |
| KZ1000R1/R2 Replica | 82-83 | 18-2703 | — |
| ZG1000A1~A14 Concours | 86-99 | 18-2704 | 18-6633 |
| ZL1000A1 Eliminator | 1987 | 18-2704 | 18-6633 |
| ZX1000A1/A2 Ninja 1000R | 86-87 | 18-2704 | 18-6633 |
| KZ1100A1/A2/A3 Shaft | 81-83 | 18-2703 | — |
| KZ1100D1/D2 Spectre | 82-83 | 18-2699 | 18-6633 |
| KZ1100L1 LTD | 1983 | 18-2699 | 18-6633 |
| ZN1100B1/B2 LTD 1100 | 84-85 | 18-2699 | 18-6633 |
| ZR1100A1/A2 | 92-93 | 18-2763 | 18-6639 |
| ZR1100A3/A4 (Canadian model) | 94-95 | 18-2763 | 18-6639 |
| ZR1100 ZRX1100 | 97-99 | 18-5023 | — |
| ZR1100 ZRX1100 | 99-00 | 18-2728 | — |
| ZX1100A1/A2 GPZ | 83-84 | 18-2712 | — |
| ZX1100C/D Ninja ZX-11 | 90-01 | 18-2728 | — |
| ZX1100E1/E2/E3 GPz | 95-97 | 18-2728 | — |
| ZX1100F1 GPz (ABS) | 1996 | 18-2728 | — |
| ZR1200 ZRX | 00-06 | 18-5023 | — |

| KAWASAKI ATV | | | |
|------------------------------------|-------|-------------------------|----------------|
| Application | Year | Fuel Petcock Repair Kit | Diaphragm Only |
| KLF110A1/A2 Mojave* | 87-88 | 18-2709 | — |
| KLF110B1/B2 Mojave* | 87-88 | 18-2709 | — |
| KLT110A1/A2/A3 | 84-86 | 18-2706 | — |
| KLT160A1 | 1985 | 18-2706 | — |
| KLT185A1/A2 | 86-87 | 18-2706 | — |
| KLF220A1~A15 Bayou 220* | 88-02 | 18-2709 | — |
| KLF250A1/A2 Bayou 250* | 03-05 | 18-2709 | — |
| KSF250A1~A17 Mojave 250* | 87-03 | 18-2709 | — |
| KSF250A18 KXF250 Mojave* | 04-05 | 18-2709 | — |
| KXF250A1/A2 Tecate 4 | 87-88 | 18-2709 | — |
| KXT250A1/A2 Tecate 3 | 84-85 | 18-2709 | — |
| KXT250B1/B2 Tecate 3 | 86-87 | 18-2709 | — |
| KEF300A1~A6 Lakota 300 | 95-00 | 18-2709 | — |
| KEF300B1/B2 Lakota Sport* | 01-02 | 18-2709 | — |
| KLF300A1/A2 Bayou | 86-87 | 18-2706 | — |
| KLF300B1~B17 Bayou 300* | 88-05 | 18-2709 | — |
| KLF300C1~C16 Bayou 300 4x4* | 89-05 | 18-2709 | — |
| KLF400B1~B7 Bayou 400 4x4 | 93-99 | 18-2709 | — |
| KVF400A1/A2 Prairie 400 4x4* | 97-98 | 18-2727 | — |
| KVF400C1/C2/C3/C4 Prairie 400 4X4* | 99-02 | 18-2727 | — |
| KVF400B1/D1/D2/D3/D4 Prairie 400* | 98-02 | 18-2727 | — |

| KAWASAKI Dual Sport/Offroad | | | |
|------------------------------------|-------|-------------------------|----------------|
| Application | Year | Fuel Petcock Repair Kit | Diaphragm Only |
| KX65A1/A2/A3/A4/A5/A6 | 00-05 | 18-2727 | — |
| KX85A1/A2/A3/A4/A5* | 01-05 | 18-2727 | — |
| KD80N1/N2/N3 | 88-90 | 18-2706 | — |
| KX100C1/C2/C3* | 98-00 | 18-2727 | — |
| KX100D1/D2/D3/D4/D5* | 01-05 | 18-2727 | — |
| KX125J1/J2/K1/K2/K3/K4/K5 | 92-98 | 18-2727 | — |
| KX125L1/L2/L3/L4 | 99-02 | 18-2727 | — |
| KDX200C1/C2/C3 | 86-88 | 18-2709 | — |
| KX125M1/M2/M3 | 03-05 | 18-5257 | — |
| KX250M1/M2 | 03-04 | 18-5257 | — |
| KX250R1 | 2005 | 18-5257 | — |
| KX250N1/N2 KX250F | 04-05 | 18-5257 | — |
| KDX200E1~E6 | 89-94 | 18-2709 | — |
| KDX200H1~H11 | 95-05 | 18-2709 | — |
| KDX220A4~A12 | 97-05 | 18-2709 | — |
| F11/A/B-250 Enduro | 73-75 | 18-2712 | — |
| KDX250D1/D2/D3/D4 | 91-94 | 18-2709 | — |
| KL250D1~D22 KLR250 | 85-05 | 18-2706 | — |
| KLX250D2/D3/D4 | 94-96 | 18-2727 | — |
| KX250J1/J2 | 92-93 | 18-2727 | — |
| KX250K1/K2/K3/K4/K5 | 94-98 | 18-2727 | — |

| KAWASAKI Dual Sport/Offroad | | | |
|------------------------------------|-------|-------------------------|----------------|
| Application | Year | Fuel Petcock Repair Kit | Diaphragm Only |
| KX250L1/L2/L3/L4 | 99-02 | 18-2727 | — |
| KLX300A2~A10 | 97-05 | 18-2727 | — |
| KL600A1/B1/B2 KLR600 | 84-86 | 18-2706 | — |
| KL650A1~A20 KLR650 | 87-06 | 18-2723 | — |
| KL650B2 Tengai KLR | 1990 | 18-2723 | — |
| KLX650A1/A2/A3 Offroad | 93-95 | 18-2709 | — |
| KLX650D1 Offroad | 1996 | 18-2709 | — |

| SUZUKI Street | | | |
|------------------------------|-------|-------------------------|----------------|
| Application | Year | Fuel Petcock Repair Kit | Diaphragm Only |
| GS300LZ/LD | 82-83 | 18-4344 | 18-6636 |
| GS300LF | 1985 | 18-4344 | 18-6636 |
| GS400B/XB/C/XC | 77-78 | 18-4354 | 18-6637 |
| GS425N/EN/LN | 1979 | 18-4354 | 18-6637 |
| GS450ED | 1983 | 18-4344 | 18-6636 |
| GS450GAZ/GAD Automatic | 82-83 | 18-4344 | 18-6636 |
| GS450GAF Automatic | 1985 | 18-4344 | 18-6636 |
| GS450LD | 1983 | 18-4344 | 18-6636 |
| GS450LF/LG/LH/LJ | 85-88 | 18-4344 | 18-6636 |
| GS450TX/TZ | 81-82 | 18-4344 | 18-6636 |
| GS450TXZ/TXD | 82-83 | 18-4344 | 18-6636 |
| GS550ES3/ESE/EF/ESF/ESG | 83-86 | 18-4344 | 18-6636 |
| GS550LT | 1980 | — | 18-6637 |
| GS550LX/LZ | 81-82 | 18-4344 | 18-6636 |
| GS550LF/LG | 85-86 | 18-4344 | 18-6636 |
| GS550MZ Katana | 1982 | 18-4344 | 18-6636 |
| GS550TX | 1981 | 18-4344 | 18-6636 |
| GSF600ST/SV/SW/SX/SY Bandit | 96-00 | 18-2763 | 18-6639 |
| GSF600SK1/SK2/SK3 Bandit | 01-03 | 18-2763 | 18-6639 |
| GSX600FJ~FV Katana | 88-97 | 18-2767 | 18-6641 |
| GSXR600WN/WP | 92-93 | 18-4355 | 18-6637 |
| GSX-R600V/W/X/Y | 97-00 | 18-2812 | 18-6640 |
| GR650D/XD Tempter | 1983 | 18-4344 | 18-6636 |
| GS650EX/EZ | 81-82 | 18-4344 | 18-6636 |
| GS650GX/GZ/GD | 81-83 | 18-4344 | 18-6636 |
| GS650GLX/GLZ/GLD | 81-83 | 18-4344 | 18-6636 |
| GS650MD Katana | 1983 | 18-4344 | 18-6636 |
| GS700EF/ESF | 1985 | 18-4344 | 18-6636 |
| GS750B/C/EC/N/EN | 77-79 | 18-4354 | 18-6637 |
| GS750ET | 1980 | — | 18-6637 |
| GS750EX/EZ/ED/ESD | 81-83 | 18-4344 | 18-6636 |
| GS750LT | 1980 | — | 18-6637 |
| GS750LX | 1981 | 18-4344 | 18-6636 |
| GS750SD Katana | 1983 | 18-4344 | 18-6636 |
| GS750TZ/TD | 82-83 | 18-4344 | 18-6636 |
| GSX750FK~FV Katana | 89-97 | 18-2767 | 18-6641 |
| GSX-R750 | 86-87 | 18-4344 | 18-6636 |
| GSX-R750J/K/L/M/N | 88-92 | 18-4355 | 18-6637 |
| GSX-R750WP | 1993 | 18-4355 | 18-6637 |
| GSX-R750T/V | 96-97 | 18-2812 | 18-6640 |
| GS850GN/GT/GX | 79-81 | 18-4354 | 18-6637 |
| GS850GLT | 1980 | — | 18-6637 |
| GS850GLX/GLZ/GLD | 81-83 | 18-4344 | 18-6636 |
| GS1000C/EC/N/EN/SN | 78-79 | 18-4354 | 18-6637 |
| GS1000ET | 1980 | — | 18-6637 |
| GS1000GT/GX | 80-81 | 18-4354 | 18-6637 |
| GS1000GLT | 1980 | — | 18-6637 |
| GS1000GLX | 1981 | 18-4344 | 18-6636 |
| GS1000ST | 1980 | — | 18-6637 |
| GS1000SZ | 1982 | 18-4344 | 18-6636 |
| GS1100ET | 1980 | — | 18-6637 |
| GS1100EX/EZ/ED/ESD | 81-83 | 18-4344 | 18-6636 |
| GS1100GZ/GLZ/GD/GLD | 82-83 | 18-4344 | 18-6636 |
| GS1100GKZ/GK2/GKD/GKE | 82-84 | 18-4344 | 18-6636 |
| GS1100LT | 1980 | — | 18-6637 |
| GS1100SD Katana | 1983 | 18-4344 | 18-6636 |
| GSX1100FJ/FK/FL/FN/FP Katana | 88-93 | 18-2772 | 18-6642 |
| GSX-R1100G/H/J | 86-88 | 18-4344 | 18-6636 |
| GSX-R1100K/L/M/N | 89-92 | 18-4355 | 18-6637 |

SHOP EQUIP & TOOLS

HARD PARTS

CARB & FUEL

IGNITION/ELECTRICAL

CONTROL

SUSPENSION

ACCESSORIES

FUEL PETCOCK REPAIR KITS

| SUZUKI Street Application | | | |
|---|-------|-------------------------|----------------|
| Application | Year | Fuel Petcock Repair Kit | Diaphragm Only |
| GSX-R1100WP/WR | 93-94 | 18-4355 | 18-6637 |
| GS1150ES3/ESE/EF/ESF | 83-85 | 18-4344 | 18-6636 |
| GSF1200S Bandit | 97-00 | 18-2763 | 18-6639 |
| GSF1200 Bandit | 97-00 | 18-2763 | 18-6639 |
| GSF1200S Bandit | 01-05 | 18-5023 | — |
| SUZUKI Dual Sport/Offroad | | | |
| Application | Year | Fuel Petcock Repair Kit | Diaphragm Only |
| DR250L/M/N/P Offroad | 90-93 | 18-2727 | — |
| DR250SEP/SER/SES Dual Sport | 93-95 | 18-2730 | — |
| DR350L-X Offroad | 90-99 | 18-2727 | — |
| DR350SP-SW Dual Sport | 93-99 | 18-2730 | — |
| RM-Z250K4/K5 | 04-05 | 18-5257 | — |
| YAMAHA Street | | | |
| Application | Year | Fuel Petcock Repair Kit | Diaphragm Only |
| SR250G/H/J Exciter | 80-82 | 18-2698 | 18-6634 |
| SR250TH Exciter | 1981 | 18-2698 | 18-6634 |
| XS360C/D/2D | 76-77 | 18-2697 | 18-6637 |
| XS400D | 1977 | 18-2697 | 18-6637 |
| XS400E/F/2F/G/H | 78-81 | 18-2699 | 18-6633 |
| XS400SG/SH Special | 80-81 | 18-2699 | 18-6633 |
| XS400J/K Maxim | 82-83 | 18-2698 | 18-6634 |
| XS400RJ/RK Seca | 82-83 | 18-2698 | 18-6634 |
| SR500E/F/G/H | 78-81 | 18-2697 | 18-6637 |
| XS500E | 1978 | 18-2697 | 18-6637 |
| XV535A/AC Virago | 1990 | 18-2775 | — |
| XV535E/EC-L/LC Virago | 93-99 | 18-2775 | — |
| XV535SF/SF~SJ/SJC Virago | 94-97 | 18-2775 | — |
| XJ550H/J/K Maxim | 81-83 | 18-2698 | 18-6634 |
| XJ550RH/RJ/RK Seca | 81-83 | 18-2698 | 18-6634 |
| XZ550RJ/RK Vision | 82-83 | 18-2698 | 18-6634 |
| FJ600L/LC/N/NC | 84-85 | 18-2698 | 18-6634 |
| FZ600S/T/U/UC | 86-88 | 18-2730 | 18-6639 |
| FZR600W/WC/A/AC | 89-99 | 18-2727 | — |
| YZF-6R | 99-02 | 18-5032 | — |
| SRX600S/SC | 1986 | 18-2698 | 18-6634 |
| XJ600SD/SDC-SK/SKC Seca II | 92-98 | 18-2777 | 18-6639 |
| XJ650G/H/J/K Maxim | 80-83 | 18-2698 | 18-6634 |
| XJ650LH Midnight Maxim | 1981 | 18-2698 | 18-6634 |
| XJ650RJ Seca | 1982 | 18-2698 | 18-6634 |
| XS650E | 1978 | 18-2697 | 18-6637 |
| XS6502F | 1979 | 18-2699 | 18-6633 |
| XS650G/H Special II | 80-81 | 18-2699 | 18-6633 |
| XS650SH/SJ/SK Heritage | 81-83 | 18-2699 | 18-6633 |
| XJ700N/NC/S/SC Maxim | 85-86 | 18-2699 | 18-6633 |
| XJ700XN/XNC/XS/XSC Maxim X | 85-86 | 18-2699 | 18-6633 |
| XV700 Virago | 84-87 | 18-2698 | 18-6634 |
| XJ750RH/RJ/RK Seca | 81-83 | 18-2698 | 18-6634 |
| XS750D/2D/E/F | 77-79 | 18-2697 | 18-6637 |
| XS750SE* after frame no. 311211 | 1978 | 18-2699 | 18-6633 |
| XS750SF | 1979 | 18-2699 | 18-6633 |
| XV750H/J/K Virago | 81-83 | 18-2698 | 18-6634 |
| XV750MK Midnight Virago | 1983 | 18-2698 | 18-6634 |
| XV750U/UC-K1/KC1 Virago | 88-98 | 18-2774 | — |
| XS850SG/SH Special | 80-81 | 18-2699 | 18-6633 |
| XJ900RK Seca | 1983 | 18-2699 | 18-6633 |
| XV920J/K Virago | 82-83 | 18-2698 | 18-6634 |
| XV920MK Midnight Virago | 1983 | 18-2698 | 18-6634 |
| XV920RH/RJ/RK | 81-83 | 18-2698 | 18-6634 |
| XS1100E/F/G/H | 78-81 | 18-2697 | 18-6637 |
| XJ1100J Maxim | 1982 | 18-5100 | 18-6633 |
| XS1100LG/LH Special | 80-81 | 18-5100 | 18-6633 |
| XS1100SF/SG/SH Midnight Special | 79-81 | 18-5100 | 18-6633 |
| IMPORTANT NOTE: Kit will only do one fuel tank petcock and one frame mounted petcock. (18-5100) | | | |
| XJR1200 | 95-97 | 18-5023 | — |
| XJR1300 | 99-06 | 18-5023 | — |

| YAMAHA ATV Application | | | |
|-------------------------------------|-------|-------------------------|----------------|
| Application | Year | Fuel Petcock Repair Kit | Diaphragm Only |
| YF60S Moto-4 | 1985 | 18-2727 | — |
| YT60L/N Tri-Zinger | 84-85 | 18-2727 | — |
| YFM80N/S/T/U Moto-4 | 85-88 | 18-2727 | — |
| YFM80D/E/F/G/H Moto-4 | 92-96 | 18-2727 | — |
| YFM80J/K/L/M/MC/N/NC Badger | 97-01 | 18-2727 | — |
| YFM80WP/WR/WS Raptor | 02-04 | 18-2727 | — |
| YFM100T/U/W/A/B Champ | 87-91 | 18-2727 | — |
| YFA1W/A/B/D/E/F/G/H/J Breeze | 89-97 | 18-2727 | — |
| YFA1K-S/SC Breeze | 98-04 | 18-2727 | — |
| YFM200N Moto-4 | 1985 | 18-2727 | — |
| YFM200DXS/DXT/DXU/DXW Moto-4 | 86-89 | 18-2727 | — |
| YTM200K/L/N Tri-Moto | 83-85 | 18-2727 | — |
| YTM200EK/EL Tri-Moto | 83-84 | 18-2727 | — |
| YTM200ERN Tri-Moto | 1985 | 18-2727 | — |
| YFS200U/W/A/B/D/E/F/G Blaster | 88-95 | 18-2727 | — |
| YFS200H/J/K/L/M/N/P/R/S Blaster | 96-04 | 18-2727 | — |
| YFM225S/T/U Moto-4 | 86-88 | 18-2727 | — |
| YTM225DXK/DXL/DXN Tri-Moto | 83-85 | 18-2727 | — |
| YTM225DRN/DRS Tri-Moto | 85-86 | 18-2727 | — |
| YFU1W (230cc) Pro-Hauler | 1989 | 18-2727 | — |
| YFU1TW (230cc) Pro-Hauler | 1989 | 18-2727 | — |
| YFB250D/E/F/G/H Timberwolf | 92-96 | 18-2727 | — |
| YFB250UH/UJ/UK Timberwolf | 96-98 | 18-2727 | — |
| YFB250FWF/FWG/FWH Timberwolf | 94-96 | 18-2727 | — |
| YFB250D/E/F/G/H Timberwolf | 92-96 | 18-2727 | — |
| YFB250UH/UJ/UK Timberwolf | 96-98 | 18-2727 | — |
| YFB250FWF/FWG/FWH Timberwolf | 94-96 | 18-2727 | — |
| YFB250FWJ/FWK Timberwolf | 97-98 | 18-2727 | — |
| YFB250FWL/FWM Timberwolf 4WD | 99-00 | 18-2727 | — |
| YFM250W/A/B Moto-4 | 89-91 | 18-2727 | — |
| YFM250XL/XLC/XN/XHN/XP | 99-02 | 18-2727 | — |
| Beartracker | | | |
| YFM250XM/XMC Beartracker 2WD | 2000 | 18-2727 | — |
| YFM350ERT/ERU/ERW/ERA Moto-4 | 87-90 | 18-2727 | — |
| YFM350ERD/ERE/ERF/ERG Moto-4 | 92-95 | 18-2727 | — |
| YFM350FWT-FWJ Big Bear | 87-97 | 18-2727 | — |
| YFM350FWBJ/FWBK/FWBKC | 97-98 | 18-2727 | — |
| Big Bear 4x4 | | | |
| YFM350FWBL/FWBLC Big Bear 4WD | 1999 | 18-2727 | — |
| YFM350FHL/FHLC | 1999 | 18-2727 | — |
| Big Bear 4WD Hunting | | | |
| YFM350FXG/FXH/FXJ/FXK Wolverine | 95-98 | 18-2727 | — |
| YFM350FXL/FXLC/FXM/FXMC | 99-00 | 18-2727 | — |
| YFM350FXN/FXNC Wolverine | 2001 | 18-2727 | — |
| YFM350UH/UJ/UK/UL/ULC | 96-99 | 18-2727 | — |
| Big Bear 2WD | | | |
| YFM350XT-XS/XSC Warrior | 87-05 | 18-2727 | — |
| YFZ350T-S Banshee | 87-04 | 18-2727 | — |
| YFM400FWE-FWJ Kodiak | 93-97 | 18-2727 | — |
| YFM400FWK/FWL/FWLC Kodiak | 98-99 | 18-2727 | — |
| YFM400FVN Buckmaster 4WD | 00-01 | 18-2727 | — |
| YFM400NM/NMC/NN/NHN | 00-01 | 18-2727 | — |
| Big Bear 2WD | | | |
| YFM600FWAK/FWAL/FWALC Grizzly | 98-99 | 18-2727 | — |
| YFM600FWAM/FWAMC Grizzly | 2000 | 18-2727 | — |
| YFM600HM/HMC Grizzly Hunting | 2000 | 18-2727 | — |
| YFM600FWAN/FWAHN | 2001 | 18-2727 | — |
| Grizzly Hunter Edition | | | |
| YFM660FP/FPS/FR/FS Grizzly 600 | 02-04 | 18-2727 | — |
| YFM660FHRWL Grizzly Wetlands | 2003 | 18-2727 | — |
| YFM660FHRH Grizzly Real Tree HH | 2003 | 18-2727 | — |
| YFM660FRGY Grizzly 660 4x4 Metallic | 2003 | 18-2727 | — |
| YFM660RN/RNC/RR/RS Raptor | 01-05 | 18-2727 | — |
| YFM660RBP Raptor Limited Edition | 2002 | 18-2727 | — |
| YFM660RRB Raptor | 2003 | 18-2727 | — |
| YFM660RRC Raptor | 2003 | 18-2727 | — |
| YFM660RLER/RLES | 03-05 | 18-2727 | — |

SHOP EQUIP & TOOLS

HARD PARTS

CARB & FUEL

IGNITION/ELECTRICAL

CONTROL

SUSPENSION

ACCESSORIES

| YAMAHA ATV Application | Year | Fuel Petcock Repair Kit | Diaphragm Only |
|--|-------------|--------------------------------|-----------------------|
| YFM660FHP Grizzly Hunter Edition | 2002 | 18-2727 | — |
| YFM660RN/RNC/RP/RR/RS Raptor | 01-05 | 18-2727 | — |
| YFM660RPB Raptor Limited Edition | 2002 | 18-2727 | — |
| YFM660RRB Raptor | 2003 | 18-2727 | — |
| YFM660RRC Raptor | 2003 | 18-2727 | — |
| YFM660RLER/RLES Raptor Limited Edition | 03-05 | 18-2727 | — |

| YAMAHA Dual Sport/Offroad Application | Year | Fuel Petcock Repair Kit | Diaphragm Only |
|--|-------------|--------------------------------|-----------------------|
| PW80E~T Y-Zinger | 93-05 | 18-2727 | — |
| YZ80E1/F1/G1/H1/J1/K1/L/M1/N1 | 93-01 | 18-2727 | — |
| YZ85P/R/S/T | 02-05 | 18-2727 | — |
| TT90RM/RMC Offroad | 2000 | 18-2727 | — |
| TT-R90N/P/R/S/ES/ET Offroad | 01-05 | 18-2727 | — |
| RT100A Offroad | 1990 | 18-2727 | — |
| RT100D/E/F/G/H/J/K/L/M | 92-00 | 18-2727 | — |
| TT125RM/RMC | 2000 | 18-2727 | — |
| TT-R125LWM/N/LN/P/LPC | 00-02 | 18-2727 | — |
| TT-R125ER/ES/ET | 03-05 | 18-2727 | — |
| TT-R125LR/LER/LS/LES/LT/LET | 03-05 | 18-2727 | — |
| YZ125D1/E1/F1/G1/H1/K1 | 92-98 | 18-2727 | — |
| YZ125L/M/N/P/R/S1 | 99-04 | 18-2727 | — |
| TW200B/BC~T1/T1C Trailway | 91-05 | 18-2727 | — |
| TT225L/LC/RM/RMC | 99-00 | 18-2727 | — |
| TT-R225N/NC/P/PC/R/RC/S/SC | 01-04 | 18-2727 | — |
| XT225D/DC~T/TC Serrow (Dual) | 92-05 | 18-2727 | — |
| TT-R250N/NC~T/TC | 01-05 | 18-2727 | — |
| WR250ZD/ZE/ZF/ZG/ZH/ZJ Offroad | 92-97 | 18-2727 | — |
| WR250FN/FP/FR/FS | 01-04 | 18-2727 | — |

| YAMAHA Dual Sport/Offroad Application | Year | Fuel Petcock Repair Kit | Diaphragm Only |
|--|-------------|--------------------------------|-----------------------|
| YZ250E1/F1/G1/H1/J1/K1 | 93-98 | 18-2727 | — |
| YZ250L/M/N/P/R/S1 | 99-04 | 18-2727 | — |
| YZ250FP/FR/FS Offroad 4-Stroke | 02-04 | 18-2727 | — |
| XT350F/FC~M/MC Dual Sport | 94-00 | 18-2727 | — |
| YZ400FK/FL Offroad 4-stroke | 98-99 | 18-2727 | — |
| WR400FK/FL/FM Offroad 4-stroke | 98-00 | 18-2727 | — |
| WR426FN/FP Offroad 4-stroke | 01-02 | 18-2727 | — |
| YZ426FN/FP Offroad 4-stroke | 01-02 | 18-2727 | — |
| WR450FR/FS | 03-04 | 18-2727 | — |
| YZ450FR/FS | 03-05 | 18-2727 | — |
| WR500ZD/ZE | 92-93 | 18-2727 | — |

MC800 REGULATED FUEL PUMP FOR F.I.

Fuel Injection is here to stay, and with it has come the need for new diagnostic tools. A controllable fuel supply is mandatory to accurately service these bikes; the MC800 from K&L Supply is the answer.

35-0800 MC800 Regulated Fuel Pump for F.I.



35-8008 Fuel Rail Connection Kit for MC800

Allows fast and secure set-up of your MC800. Fits most Japanese Fuel Injected models. Kit includes (1) Female F.I. rail attachment and (1) Male F.I. rail attachment.

FRONT PANEL VIEW

The MC800 uses a 12 Volt bench source for power. A large dial gauge displays fuel pressure, and is regulated via the straightforward controls. An on-off switch & power indicator light complete the display.

Patent Pending



NOTE:

Requires use of an F.I. rated fuel bottle (**35-3035**) and 5/16" F.I. (high pressure) rated fuel line (**18-4952**).

RECOMMENDED ACCESSORIES:

Quick Disconnect Couplers (**35-0987**) makes switching from male to female connectors easier

Gas and fan caddy (**35-9453**) makes transporting the assembled MC800 easy by locating all required tools onto one stand

REAR PANEL

Fuel connections, along with fuse access & power input are all located here. Barbed fittings make fuel line connections fast and simple.



35-8008

19-1283 **19-1213** **19-1284**

FUEL FILTERS for HONDA, KAWASAKI, & YAMAHA

High flow, outlet type for Honda, Kawasaki and Yamaha applications. Sold on card of 10.

| | | |
|----------------|------------------------|-------------|
| 19-1283 | Honda 16900-MG8-003 | 3/8" (10mm) |
| 19-1284 | Honda 16900-371-004 | 1/4" (6mm) |
| 19-1213 | Kawasaki 49019-1055 | 5/16" (8mm) |
| | Yamaha 1FK-24560-00-00 | |

19-1255 **19-1270** **19-1257** **19-1272**

19-1252 **19-1409**

VISU-FILTER FUEL FILTERS

A better fuel filter for all gas powered engines. No leak, high impact nylon construction. Functions as a reservoir for trapping water. Sold on card of 20.

| | |
|----------------|---|
| 19-1252 | Round, 1.5" Dia. x 5/16" |
| 19-1255 | Round, 1.3" Dia. x 1/4" |
| 19-1257 | Round, 1.13" Dia. x 3/16" (small) |
| 19-1270 | Slim-Line, 2" Length x 1/4" |
| 19-1272 | Slim-Line, 3" Length x 1/4" High Capacity |
| 19-1409 | Angled Slim-Line |

SHOP EQUIP & TOOLS

HARD PARTS

CARB & FUEL

IGNITION/ELECTRICAL

CONTROL

SUSPENSION

ACCESSORIES



SHOP EQUIP & TOOLS

HARD PARTS


CARB & FUEL

IGNITION/ELECTRICAL

CONTROL

SUSPENSION

ACCESSORIES



'Blue Line'
Dual Layer Design



K&L FUEL LINE

K&L has the right fuel line for your application:

- **Reinforced Rubber:** Double laminated with internal braiding for maximum burst strength. Recommended for fuel-injected or gravity systems. 100+ psi burst strength.
- **Blue Line:** OE quality fuel line with a dual-layer design combines the best of two worlds: a fuel-resistant inner hose with a chemical, ozone and heat resistant outer hose. We've created a fuel line that is both flexible and durable. Not for use with fuel-injected systems.
- **Reinforced Nitrile:** High quality. Stronger and more durable than vinyl. Ozone, cold & heat resistant -40° to +270°F. Not for use with fuel-injected systems. 4-7 psi rating.
- **Tygon:** Highly resistant to tearing or abrasion and to heat or cold. Safe for use with all petroleum based products. Not for use with fuel-injected systems.
- **Vinyl:** Safe for gasoline or alcohol-type fuels. Not for use with fuel-injected systems.

REINFORCED RUBBER FUEL LINE FOR F.I. USE Sold 17 foot roll.

Note: This fuel line is suitable for use with fuel-injected vehicles

| | | |
|---------|-------|------------|
| 18-4950 | 3/16" | (5mm) I.D. |
| 18-4951 | 1/4" | (6mm) I.D. |
| 18-4952 | 5/16" | (8mm) I.D. |

Note: The Fuel lines listed below are NOT suitable for fuel-injected vehicles. See our reinforced rubber series line for fuel-injected applications

K&L 'BLUE-LINE' FUEL LINE Sold three 10 foot lengths per box.

| | I.D. | O.D. |
|---------|-------------|---------------|
| 18-5220 | 1/4" (6mm) | 7/16" (11mm) |
| 18-5217 | 5/16" (8mm) | 1/2" (12.5mm) |



K&L BLACK REINFORCED NITRILE FUEL LINE Sold 25 foot roll.

| | | |
|---------|-------------|---------------|
| 18-5008 | 3/16" (5mm) | 5/16" (8mm) |
| 18-5127 | 1/4" (6mm) | 7/16" (11mm) |
| 18-5132 | 5/16" (8mm) | 1/2" (12.5mm) |



MOTION PRO BLACK TYGON TYPE FUEL LINE Sold 25 foot roll.

| | | |
|---------|-------------|---------------|
| 18-4985 | 3/16" (5mm) | 5/16" (8mm) |
| 18-4987 | 1/4" (6mm) | 7/16" (11mm) |
| 18-4989 | 5/16" (8mm) | 1/2" (12.5mm) |



MOTION PRO GRAY TYGON TYPE FUEL LINE Sold 25 foot roll.

| | | |
|---------|-------------|---------------|
| 18-5227 | 3/16" (5mm) | 5/16" (8mm) |
| 18-5228 | 1/4" (6mm) | 7/16" (11mm) |
| 18-5224 | 5/16" (8mm) | 1/2" (12.5mm) |



MOTION PRO BRAIDED FUEL LINE Sold 25 foot roll.

| | | |
|---------|-------------|---------------|
| 15-5253 | 3/16" (5mm) | 5/16" (8mm) |
| 15-5260 | 1/4" (6mm) | 7/16" (11mm) |
| 15-5271 | 5/16" (8mm) | 1/2" (12.5mm) |



MOTION PRO CLEAR VINYL FUEL LINE Sold 25 foot roll.


| | | |
|---------|-------------|---------------|
| 15-5218 | 3/16" (5mm) | 5/16" (8mm) |
| 15-5225 | 1/4" (6mm) | 7/16" (11mm) |
| 15-5232 | 5/16" (8mm) | 1/2" (12.5mm) |
| 15-5239 | 3/8" (10mm) | 9/16" (14mm) |



TRANSPARENT FUEL LINE

Manufactured of the highest quality polyurethane plastic. Features include; good flexibility, excellent kink resistance and outstanding abrasion resistance. Sold in 25 foot lengths. Available in 1/8" (3mm) and 1/4" (6mm) in the following colors;

| | | | |
|---------|-----------------------|---------|-----------------|
| 15-8106 | 1/8" Transparent Blue | 15-8134 | 1/4" Hot Yellow |
| 15-8107 | 1/8" Transparent Red | 15-8135 | 1/4" Hot Green |
| 15-8128 | 1/4" Transparent Blue | | |
| 15-8129 | 1/4" Transparent Red | | |



FREE-FLO GAS CAP VENT HOSE

The original colored gas cap vent hose in neon colors! One size fits most dirt bikes and ATV's. Measures 1/4" I.D. x 18" length. Sold in pk/6. Available in the following colors;

| | | | |
|---------|-------------|---------|------------------------|
| 15-0873 | Dark Blue | 15-0892 | Gray |
| 15-0874 | Neon Green | 15-0893 | White |
| 15-0877 | Nuclear Red | 15-0894 | Black |
| 15-0881 | Yellow | 15-0896 | Suzuki Yellow |
| 15-0875 | Purple | 15-0897 | Yamaha YZ Blue (1997) |
| 15-0890 | Orange | 15-0898 | Yamaha YZ Blue (98-00) |
| 15-0891 | Red | | |



FREE-FLO "NO SLOP" GAS CAP VENT HOSE

The original colored gas cap vent hose is now available with one way valve in-line filter. Sold each. *Note: First color indicates No-Slop Valve, second color is hose.*

| | | | |
|---------|------------------|---------|-------------------|
| 15-0505 | Red/Dark Blue | 15-0503 | Dark Blue/Red |
| 15-0501 | Dark Blue/Green | 15-0508 | White/Nuclear Red |
| 15-0502 | Dark Blue/Yellow | 15-0504 | Red/Black |

K&L Supply has what it takes for fuel management!

Whether you are looking for Carb Kits, F.I. diagnostics, mobile fuel storage, or fine tuning carburetors, K&L is the Powersports leader.

CARB POP-OFF PRESSURE PUMP



Used to check float needle and valve seat holding pressure, will also check impulse diaphragm pressure.
35-8570 Carb Pop-Off Pressure Pump. (YW-42087)

FREE-FLO DISPLAY RACK

An attractive counter or wall display for selling Free-Flo gas cap vent hoses. 60 hoses included with purchase of rack.

15-0884 Free-Flo Display Rack



FREE-FLO SWIVEL NO SLOP GAS CAP VENT HOSE

Swivel eliminates need to remove hose when refueling. Sold each.

Available in the following colors;

| | |
|------------------------------------|----------------------------|
| 15-0920 Yamaha YZ Blue | 15-0924 Orange |
| 15-0936 Gray | 15-0938 Nuclear Red |
| 15-0922 Suzuki Yellow | 15-0933 Black |
| 15-0937 Yamaha YZ Dark Blue | |

OSHA COMPLIANT GAS CADDY

Fuel to go for your shop or garage!
 Gas Caddy features include:

- 25-gallon capacity.
- Ground wire
- Hose Nozzle sized for M/C filler necks
- Rotary pump siphons and dispenses fuel

35-2410



Important Safety Note:
 This product is intended for **Shop Use ONLY**.
 Do not use to transport fuel in a motor vehicle, pickup truck, or trailer.



GAS CADDY PUMP ONLY

Retrofits early model K&L Gas Caddies.

35-2411 OSHA Compliant Pump

35-7987 Synchron



35-8108 Vacuumate AllWeather



K&L
 Dial Gauges
35-3019

STICK OR AUTOMATIC?

K&L carries a full range of shop quality vacuum testers, including dial, electronic, and "stick" type. (Non-Mercury)

K&L 2 PIECE GAS TANK STAND

Designed for use on 5-gallon "flat side" gas tanks. (Softail® models from 1984-2000) Keeps gas tank off your workbench or shop floor. The gas tank stand mounts are modeled after a stock frame for ease of installation. Built with 1" steel tubing, it is strong enough to hold tanks with fuel. Two-piece design breaks down for ease of shipment and storage. Black powder coated, for rust-free life. UPS shippable.

35-7678 K&L 2 Piece Gas Tank Stand

Toll Free: 800-727-6767

www.klsupply.com

SHOP EQUIP & TOOLS

HARD PARTS

CARB & FUEL

IGNITION/ELECTRICAL

CONTROL

SUSPENSION

ACCESSORIES

INTAKE CARB HOLDERS

SHOP EQUIP & TOOLS

HARD PARTS

CARB & FUEL

IGNITION/ELECTRICAL

CONTROL

SUSPENSION

ACCESSORIES



K&L INTAKE CARB HOLDERS

Cracked and leaking intake carb holders? Here's the cure!

Made in Japan to meet or exceed OEM specifications. Sold in Kits

HONDA

11-3603

2 x 16211-KRN-670 Carb Holders
CRF250 04-05

11-3605

2 x 16211-KRN-850 Carb Holders
CRF250 06-08

11-3609

2 x 16210-MEB-670 Carb Holders
CRF450 02-06

11-4845

4 x 16211-MN4-000 Carb Holders
CBR600F Hurricane 87-90

11-4659

4 x 16211-MV9-670 Carb Holders
CBR600F2 91-94
CBR600F3 95-96
CBR600SJR 1996

11-4848

4 x 16211-MBW-000 Carb Holders
CBR600F4 99-05

11-4851

4 x 16211-MEE-000 Carb Holders
CBR600RR 03-05

11-4694

2 x 16211-MAW-600 Carb Holders
VT600C VLX Shadow 88-89
VT600C VLX Shadow 91-97
VT600CD Shadow DLX 93-00
VT750CD Shadow DLX 98-01
VT750CD2 Shadow DLX 98-01
VT750CDA-D Shadow DLX Ace 02-03
VT750DC-DCB Shadow Spirit 01-05

11-4697

2 x 16211-MN8-750 Carb Holders
NT650 Hawk GT 88-91

11-4654

16211-425-000, 16212-425-000,
16213-425-000, 16214-425-000 (1 each)
CB750L 1979
CB750K 79-82
CB750F Super Sport 79-82
CB750SC Nighthawk 82-83
CB750C Custom 80-82

HONDA

11-4655

4 x 16211-MT4-000 Carb Holders
VFR750F 90-97

11-4679

4 x 16211-MZ5-000 Carb Holder
VF750C Magna 94-03
VF750C2 Magna Deluxe 97-00
VF750CD Magna Deluxe 95-96

11-4633

4 x 16211-MBG-000 Carb Holders
VFR800Fi 98-01

11-4692

4 x 16211-MCW-D00 Carb Holders
VFR800 02-05
VFR800A ABS 02-05

11-4850

4 x 16211-MAS-E00 Carb Holders
CBR900RR 93-99

11-4898

4 x 16210-MCJ-000 Carb Holders
CBR900RR 00-03

11-4899

4 x 16211-MCZ-000 Carb Holders
CB900F 919 93-99

11-4656

4 x 16211-MM5-600 Carb Holders
CBR1000FH/FJ 87-88
CBR1000F 90-91

11-4852

4 x 16210-MEL-000 Carb Holders
CBR1000RR 04-05

11-4718

1 x 16210-MBB-950 Carb Holder
1 x 16220-MBB-950 Carb Holder
VTR1000F Super Hawk 98-05

11-4677

4 x 16211-MT3-000 Carb Holders
ST1100 91-02
ST1100A 95-02
ST1100A ABS 92-94

11-4878

2 x 16211-MAH-000 Carb Holders
VT1100C Shadow 95-97
VT1100C Shadow Spirit 98-05
VT1100C2 Shadow Sabre 00-05
VT1100C3 Aero 98-02
VT1100C2-2 Shadow ACE 98-02

HONDA

11-4855

4 x 16211-MCS-000 Carb Holders
ST1300 03-05

11-4856

6 x 16211-MZ0-000 Carb Holders
GL1500C Valkyrie 97-03
GL1500CD Valkyrie 01-03
GL1500CF Valkyrie Interstate 99-01
GL1500CT Valkyrie Tourer 97-00

11-4715

2 x 16211-MN5-000 Carb Holders
GL1500 GoldWing 88-89
GL1500A GoldWing Aspencade 91-00
GL1500I GoldWing Interstate 91-96
GL1500SE GoldWing 91-00

11-4857

2 x 16211-MCA-000 Carb Holders
GL1800 01-05
GL1800A 01-05

KAWASAKI

11-7332

2 x 16065-1130 LH & RH Holders
EX500 Ninja 500R 87-09

11-7333

4 x 16065-1129 LH & RH Holders
ZX600A Ninja 85-87
ZX600C Ninja 88-96

11-7339

4 x 16065-1213 LH & RH Holders
ZX600D Ninja 90-91

11-7340

4 x 16065-1276 LH & RH Holders
4 x 92055-1401 O-Rings
ZX600E Ninja 93-01

11-7341

4 x 16065-1305 LH & RH Holders
4 x 92055-1536 O-Rings
ZX600F Ninja 95-97

11-5444

16065-047 RH side only
Note: Left Side is no longer available.
KZ650B/C/D 77-79
KZ650E1 1980
KZ650F1 LTD 1980
KZ650H1 CSR 1981



KAWASAKI

| | |
|--------------------------------|-------|
| 11-4737 | |
| 2 x 16065-1132 LH & RH Holders | |
| KZ650H2/H3 CSR | 82-83 |
| KZ700A1/A2 | 1984 |
| KZ750E1/E2/E3 | 80-82 |
| KZ750F1 LTD | 1983 |
| KZ750H1/H2/H3/H4 LTD | 80-83 |
| KZ750L3 | 1983 |
| KZ750N1/N2 Spectre | 82-83 |
| KZ750R1 GPZ | 1982 |
| ZX750A1/A2/A3 GPz | 83-85 |
| ZX750E1/E2 GPz Turbo | 84-85 |

| | |
|--------------------------------|-------|
| 11-7334 | |
| 4 x 16065-1108 LH & RH Holders | |
| ZX900A Ninja | 84-86 |

| | |
|-----------------------|-----------------------|
| 11-4165 | 2 x 16065-029 Holders |
| 11-4164 | 2 x 16065-028 Holders |
| Z1/Z1A/Z1B 900 | 73-75 |
| KZ900A4 | 1976 |
| KZ900B1 LTD | 1976 |
| KZ1000A1/A2 | 77-78 |
| KZ1000A3/A4 MKII | 79-80 |
| KZ1000B1/B2/B3/B4 LTD | 77-80 |
| KZ1000C1-C4 Police | 78-81 |
| KZ1000E1/E2 Shaft | 79-80 |
| KZ1000D1 Z1R | 1978 |
| KZ1000D3 Z1R | 1980 |

| | |
|--------------------------------|-------|
| 11-7335 | |
| 4 x 16065-1182 LH & RH Holders | |
| 4 x 92055-1401 O-Rings | |
| ZX1000 ZX-10 Ninja | 88-90 |

| | |
|--------------------------------|-------|
| 11-4853 | |
| 2 x 16065-1135 LH & RH Holders | |
| KZ1000J1/J2 | 81-82 |
| KZ1000K1/K2 LTD | 81-82 |
| KZ1000M1/M2 CSR | 81-82 |
| KZ1000P Police | 82-06 |
| KZ1000R1 Replica | 1982 |
| KZ1100A1/A2 Shaft | 81-82 |
| KZ1100B2 GPz | 1982 |
| KZ1100D1 Spectre | 1982 |

| | |
|--------------------------------|-------|
| 11-7338 | |
| 4 x 16065-1210 LH & RH Holders | |
| 4 x 92055-1401 O-Rings | |
| ZX1100C ZX-11 Ninja | 90-93 |
| ZX1100D ZX-11 Ninja | 93-01 |
| ZX1200C ZZR1200 | 03-05 |

| | |
|--------------------------------|-------|
| 11-7343 | |
| 4 x 16065-1307 LH & RH Holders | |
| 4 x 92055-1401 O-Rings | |
| ZR1100C ZRX1100 | 99-00 |
| ZR1200A ZRX1200 | 01-05 |
| ZX1100E GPz1100 | 95-97 |

KAWASAKI

| | |
|--------------------------------|---------------|
| 11-4811 | |
| 2 x 16065-1131 LH & RH Holders | KZ1000J3 1983 |
| KZ1000R2 Replica | 1983 |
| KZ1100A3 Shaft | 1983 |
| KZ1100D2 Spectre | 1983 |
| KZ1100L1 LTD | 1983 |
| ZN1100B1/B2 LTD | 84-85 |
| ZX1100A1/A2 GPz | 83-84 |

KAWASAKI ATV

| | |
|--|-------|
| 11-4201 | |
| Kit includes: 1-Carb Holder, 1-O-Ring for cylinder front mount, and 2-carb mount bolts 6 x 25mm | |
| KLF300 Bayou | 86-96 |

YAMAHA

| | |
|--|-------|
| 11-4221 | |
| 2 x 31K-13565-00-00 Carb Holders | |
| 2 x 3GC-13621-00-00 Reed Valve Gaskets | |
| 4 x 98580-03008-00 Pan Head Screws | |
| 4 x 92990-03100-00 Spring Washers | |
| 8 x 91316-06025-00 Carb Mount Bolts | |
| RZ350L/LC/N/NCII | 84-85 |

| | |
|---|-------|
| 11-6110 | |
| 1 x 2A2-13586-00-00 LH Carb Holder | |
| 1 x 2A2-13596-00-00 RH Carb Holder | |
| 2 x 1L9-13556-10-00 Intake Manifold Gaskets | |
| XS400 | 77-82 |

| | |
|---|-------|
| 11-6115 | |
| 2 x 4GO-13596-02-00 LH Carb Holders | |
| 2 x 4GO-13586-02-00 RH Carb Holders | |
| 4 x 33M-13556-10-00 Intake Manifold Gaskets | |
| XJ550 Maxim/Seca | 81-83 |

| | |
|---|-------|
| 11-6240 | |
| 2 x 33M-13586-01-00 LH Carb Holders | |
| 2 x 33M-13596-01-00 RH Carb Holders | |
| 4 x 3KM-13556-00-00 Intake Manifold Gaskets | |
| YX600S/SC~A/AC Radian | 86-90 |

| | |
|-------------------------------------|-------|
| 11-4233 | |
| 2 x 3HE-13586-00-00 LH Carb Holders | |
| 2 x 3HE-13596-00-00 RH Carb Holders | |
| FZR600 | 90-99 |

NOTE: 49 State applications. Does not fit California models.

| | |
|---|-------|
| 11-4210 | |
| 1 x 447-13555-01-00 LH Carb Holder | |
| 1 x 447-13565-01-00 RH Carb Holder | |
| 2 x 256-13556-011 Intake Manifold Gaskets | |
| TX/XS650 Twin | 74-77 |

SHOP EQUIP & TOOLS

HARD PARTS

CARB & FUEL

IGNITION/ELECTRICAL

CONTROL

SUSPENSION

ACCESSORIES

INTAKE CARB HOLDERS

SHOP EQUIP & TOOLS

HARD PARTS

CARB & FUEL

IGNITION/ELECTRICAL

CONTROL

SUSPENSION

ACCESSORIES



YAMAHA

| | |
|------------------------------------|-------|
| 11-6239 | |
| 1 x 3G1-13586-00-00 LH Carb Holder | |
| 1 x 3G1-13596-00-00 RH Carb Holder | |
| 2 x 3G1-13556-10-00 Gaskets | |
| XS650G/H Special II | 80-81 |
| XS650SG/SH Special | 80-81 |
| XS650SJ/SK Heritage Special | 82-83 |

| | |
|----------------------------------|-------|
| 11-6114 | |
| 3 x 2F3-13586-01-00 Carb Holders | |
| XS750E/SE/F/SF | 78-79 |
| XS850G/H | 80-81 |
| XS850LG/LH Midnight Special | 80-81 |
| XS850SG/SH Special | 80-81 |

| | |
|--|-------|
| 11-5454 | |
| 1 x 10L-13586-01-00 Carb Holder 1 | |
| 1 x 10L-13596-01-00 Carb Holder 2 | |
| 2 x 93210-44545-00 Intake Manifold O-Rings | |
| XV750H/J/K Virago | 81-83 |
| XV750MK Midnight Virago | 1983 |
| XV920J/K Virago | 82-83 |
| XV920RH/RJ Euro model | 81-82 |

| | |
|--|-------|
| 11-5117 | |
| 1 x 24M-13586-01-00 Carb Holder 1 | |
| 1 x 24M-13596-01-00 Carb Holder 2 | |
| 2 x 93210-44545-00 Intake Manifold O-Rings | |
| XV700L/LC/N/NC Virago | 84-85 |
| XV700CS/CSC/CT/CTC Virago | 86-87 |
| XV700SS/SSC Virago | 1986 |
| XV920MK Midnight Virago | 1983 |
| XV1000L/LC/N/NC Virago | 84-85 |

| | |
|--|-------|
| 11-6236 | |
| 2 x 36Y-13586-00-00 LH Carb Holders | |
| 2 x 36Y-13596-00-00 RH Carb Holders | |
| 4 x 93210-40659-00 Intake Manifold O-Rings | |
| FJ1100L/LC/N/NC | 84-85 |
| FJ1200S/SC/T/TC | 86-87 |
| FJ1200U/UC~D/DC | 89-92 |
| FJ1200AD/ADC/AE/AEC (ABS) | 92-93 |

| | |
|---|-------|
| 11-6113 | |
| 2 x 2H7-13586-00-00 LH Carb Holders | |
| 2 x 2H7-13596-00-00 RH Carb Holders | |
| 4 x 10M-13556-10-00 Intake Manifold Gaskets | |
| use on XJ1100 only | |
| XJ1100 J Maxim | 1982 |
| XS1100E/F/G/H | 78-81 |
| XS1100LG/LH Midnight Special | 80-81 |
| XS1100SF/SG/SH Special | 79-81 |

YAMAHA

| | |
|--|-------|
| 11-6234 | |
| 2 x 26H-13586-00-00 LH Carb Holders | |
| 2 x 26H-13596-00-00 RH Carb Holders | |
| 4 x 93210-45578-00 Intake Manifold O-Rings | |
| XVZ12/XVZ13 Venture & Royale | 83-93 |

| | |
|--|-------|
| 11-4168 | |
| 2 x 24M-13586-01-00 Carb Holders | |
| 2 x 93210-44545-00 Intake Manifold O-Rings | |
| XV750U/UC/W/WC Virago | 88-89 |
| XV750A/AC/B/BC Virago | 90-91 |
| XV750D/DC/E/EC Virago | 92-93 |
| XV750F/FC/G/GC Virago | 94-95 |
| XV750H1/HC1/J1/JC1 Virago | 96-97 |

| | |
|--|-------|
| 11-4191 | |
| 1 x 1TA-13586-00-00 Carb Holder | |
| 1 x 24M-13586-01-00 Carb Holder | |
| 2 x 93210-44545-00 Intake Manifold O-Rings | |
| XV1100U/UC/W/WC Virago | 88-89 |
| XV1100A/AC/B/BC Virago | 90-91 |
| XV1100D/DC/E/EC Virago | 92-93 |
| XV1100F/FC/G/GC Virago | 94-95 |
| XV1100H/HC/J/JC/K/KC Virago | 96-98 |
| XV1100L/LC Virago | 1999 |
| XV1100SH/SHC/SJ/SJC Virago | 96-97 |

YAMAHA

| | |
|-------------------------------------|-------|
| 11-4860 | |
| 2 x 4JH-13586-02-00 LH Carb Holders | |
| 2 x 4JH-13596-02-00 RH Carb Holders | |
| YZF600R | 97-04 |


| | |
|----------------------------------|-------|
| 11-4863 | |
| 4 x 4BR-13598-00-00 Carb Holders | |
| XJ600S Seca II | 97-98 |

| | |
|---------------------------------|-------|
| 11-4864 | |
| 1 x 4TR-13586-01-00 Carb Holder | |
| 1 x 4TR-13596-01-00 Carb Holder | |
| 2 x 93210-36769 O-Rings | |
| XVS650 V-Star | 97-07 |

| | |
|-------------------------------------|-------|
| 11-4865 | |
| 2 x 4XV-13597-00-00 Carb Holders | |
| 2 x 4XV-13598-00-00 RH Carb Holders | |
| YZF1000R | 1998 |
| YZF-R1 | 99-01 |

| | |
|----------------------------------|-------|
| 11-4866 | |
| 2 x 2LM-13597-00-00 Carb Holders | |
| FZ750 | 85-86 |
| FZR750 | 86-87 |





YAMAHA

11-4867

| | |
|---------------------------------|-------|
| 1 x 1TA-13586-00-00 Carb Holder | |
| 1 x 1TA-13596-00-00 Carb Holder | |
| XV1100S | 86-87 |

11-4868

| | |
|-------------------------------------|-------|
| 4 x 2GH-13586-00-00 LH Carb Holders | |
| FZR1000T/U | 87-88 |

11-4869

| | |
|-------------------------------------|-------|
| 2 x 3GM-13597-00-00 LH Carb Holders | |
| 2 x 3GM-13598-00-00 RH Carb Holders | |
| YZF750R | 97-98 |
| YZF1000R | 1997 |

11-4871

| | |
|------------------------------------|-------|
| 1 x 43F-13586-01-00 LH Carb Holder | |
| 1 x 43F-13596-01-00 RH Carb Holder | |
| 2 x 93210-36769-00 O-Ring | |
| TT600N | 1985 |
| XT600 | 84-89 |

11-4872

| | |
|------------------------------------|-------|
| 1 x 43F-13586-01-00 LH Carb Holder | |
| 1 x 1VJ-13596-00-00 RH Carb Holder | |
| 2 x 93210-36769-00 O-Ring | |
| XT600E | 90-95 |

YAMAHA ATV

11-4208

Kit includes: 1-Carb Holder, 2-Bolts, and 2-Washers

| | |
|----------------|-------|
| YFS200 Blaster | 88-05 |
|----------------|-------|

11-4206

Kit includes: 1 Carb Holder and 1 O-Ring

| | |
|-----------------------|-------|
| YFM225S/T/U Moto-4 | 86-88 |
| YTM225 Tri-Moto | 83-86 |
| YFB250 Timberwolf | 92-98 |
| YFB250 Timberwolf 4WD | 99-00 |
| YFM250W/A/B Moto-4 | 89-91 |

11-4221

Kit includes: 2 Carb Holders, 2 Reed Valve Gaskets, and Mounting Hardware

| | |
|----------------|-------|
| YFZ350 Banshee | 87-05 |
|----------------|-------|

11-4200

Kit includes: 1 Carb Holder 2 O-Rings, and Mounting Hardware

| | |
|---------------------|-------|
| YFM350 Moto-4 | 87-95 |
| YFM350 Big Bear | 87-97 |
| YFM350 Big Bear 2WD | 96-98 |
| YFM400F Kodiak | 93-98 |

YAMAHA

11-4202

Kit includes: 1 Carb Holder 2 O-Rings, and Mounting Hardware

| | |
|---------------------|-------|
| YFM350FXG Wolverine | 1995 |
| YFM350 Warrior | 87-04 |

11-4231

Kit includes: 2 Carb Holders and 2 O-Rings

| | |
|----------------|-------|
| YFM660R Raptor | 01-06 |
|----------------|-------|

MIKUNI RUBBER MOUNTING FLANGES

Genuine Mikuni Carb holders. **Made in Japan.** Sold each.

| K&L Part No. | Mikuni Hole Center | 8.5mm Bolt | Carb Bore Size | Carb Spigot Diameter | Flange Throat Depth |
|---------------------------|--------------------|------------|----------------|----------------------|---------------------|
| 11-4706 | VM32/205 | 75 | 34 | 40 | 32 |
| Typical Carb Size-30-34mm | | | | | |
| 11-4775 | VM34/200-1 | 60 | 34 | 40 | 25 |
| Typical Carb Size-30-34mm | | | | | |
| 11-4797 | VM36/200-1 | 70 | 40 | 43 | 25 |
| Typical Carb Size-36-40mm | | | | | |



18-4610



18-4611

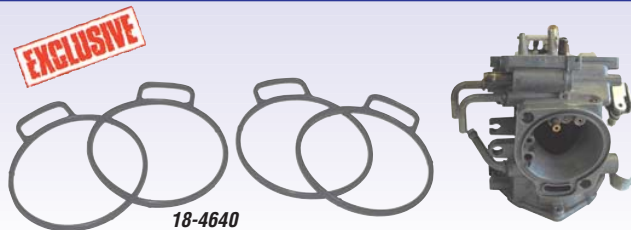
K&L INTAKE MANIFOLD O-RINGS for HONDA

O-ring that fits between intake manifold and cylinder head. **Made in Japan.** Sold pk/4.

| | |
|----------------------|------------------------------|
| 18-4610 | 91301-371-005 (40.0 x 2.6mm) |
| GL1000 Goldwing, All | 75-79 |
| GL1100 Goldwing, All | 80-83 |

| | |
|----------------------|------------------------------|
| 18-4611 | 91301-MG9-003 (35.5 x 2.6mm) |
| GL1200 Goldwing, All | 84-87 |

EXCLUSIVE



18-4640

K&L INTAKE CHAMBER O-RING for HONDA

O-ring that fits between intake plate and carburetor body. **Made in Japan.** Sold pk/4. (GL1500 Carb Body shown above not available)

| | |
|------------------|-----------------------|
| 18-4640 | Intake Chamber O-Ring |
| GL1500 Goldwing | 88-90 |
| GL1500A Goldwing | 91-00 |
| GL1500I Goldwing | 91-96 |

Toll Free: 800-727-6767

www.klsupply.com

SHOP EQUIP & TOOLS

HARD PARTS

CARB & FUEL

IGNITION/ELECTRICAL

CONTROL

SUSPENSION

ACCESSORIES



SHOP EQUIP & TOOLS

HARD PARTS

CARB & FUEL

IGNITION/ELECTRICAL

CONTROL

SUSPENSION

ACCESSORIES

HARLEY-DAVIDSON

| Application | Year | K&N P/N | K&L P/N |
|------------------------|-------|---------|----------------|
| XL883/1200 Sportster | 04-08 | HD-8834 | 19-7276 |
| Twin Cam 88CI (1450cc) | 99-08 | HD-1499 | 19-7280 |

HONDA

| | | | |
|------------------------------|-------|-----------|----------------|
| CRF250R (Four-Stroke) | 04-06 | HA-4503 | 19-6318 |
| CRF450R (Four-Stroke) | 03-06 | HA-4503 | 19-6318 |
| CBR600F2 Hurricane | 91-94 | HA-6091 | 19-3161 |
| CBR600F3 Hurricane | 95-98 | HA-6095 | 19-6111 |
| CBR600F4 Hurricane | 99-00 | HA-6099 | 19-2369 |
| CBR600F4i Hurricane | 01-05 | HA-6001 | 19-8150 |
| VT600C Shadow | 99-07 | HA-7591 | 19-7319 |
| CB750 Nighthawk | 91-02 | HA-7591 | 19-2384 |
| CB750C/F/K/SC | 79-83 | HA-1079 | 19-3100 |
| VF750F | 94-03 | HA-7594 | 19-7262 |
| VFR750F | 90-97 | HA-0003 | 19-6034 |
| VT750 Shadow ACE Deluxe | 98-01 | HA-7500 | 19-8171 |
| VT750 Shadow Aero, Spirit | 04-08 | HA-7504 | 19-7310 |
| VFR800FI Interceptor | 98-05 | HA-8098 | 19-2386 |
| CB900C/F | 80-82 | HA-1079 | 19-3100 |
| CBR900RR | 93-99 | HA-9092-A | 19-6028 |
| CBR929RR | 00-01 | HA-9200 | 19-8167 |
| CB1000C Custom | 1983 | HA-1079 | 19-3100 |
| CB1100F Super Sport | 1983 | HA-1079 | 19-3100 |
| CBR1100X Blackbird | 96-98 | HA-1197 | 19-9712 |
| ST1100 | 91-02 | HA-1191 | 19-6099 |
| ST1100A (ABS) | 92-02 | HA-1191 | 19-6099 |
| VF1100C Magna/Sabre | 83-86 | HA-6583 | 19-7259 |
| VT1100C Shadow All | 87-07 | HA-1187 | 19-9710 |
| GL1200 Goldwing | 1984 | HA-8084 | 19-3302 |
| GL1200A Aspencade | 84-87 | HA-8084 | 19-3302 |
| GL1200 I Interstate | 84-87 | HA-8084 | 19-3302 |
| GL1500 All | 88-00 | HA-8088 | 19-3104 |
| GL1500C Valkyrie | 97-03 | HA-1596 | 19-9711 |
| GL1500CF Valkyrie Interstate | 99-01 | HA-1596 | 19-9711 |
| GL1500CT Valkyrie Tourer | 97-00 | HA-1596 | 19-9711 |
| GL1800 Goldwing | 01-08 | HA-1801 | 19-8661 |
| VTX1300 | 03-08 | HA-1330 | 19-7260 |
| VTX1800 | 02-08 | HA-1802 | 19-8203 |

KAWASAKI

| | | | |
|-------------------------------|-------|---------|----------------|
| KX250F Off-Road 4-Stroke | 04-05 | KA-2504 | 19-6320 |
| KZ550A1/A2/A3/A4 | 80-83 | KA-0850 | 19-3106 |
| KZ550C1/C2/C3/C4 LTD | 80-83 | KA-0850 | 19-3106 |
| KZ550D1 GPZ | 1981 | KA-0850 | 19-3106 |
| KZ550 Spectre & LTD | 83-84 | KA-0850 | 19-3106 |
| ZR550B1/B2/B3/B4 Zephyr | 90-93 | KA-0850 | 19-3106 |
| ZX550A1/A2 GPZ | 84-85 | KA-0850 | 19-3106 |
| ZX600A1/A2/A3 Ninja 600R | 85-87 | KA-0850 | 19-3106 |
| ZX600B1 Ninja 600RX | 1987 | KA-0850 | 19-3106 |
| ZX600 Ninja ZX-6R | 98-02 | KA-6098 | 19-2388 |
| ZX600 ZZRR | 05-08 | KA-6098 | 19-2388 |
| ZR750C1/C2/C3 | 90-93 | KA-0850 | 19-3106 |
| ZR750/ZR-7 | 00-03 | KA-0850 | 19-3106 |
| ZR750H1/H2/H3 ZR-7S | 01-03 | KA-0850 | 19-3106 |
| ZX750H1/H2 Ninja ZX-7 | 89-90 | KA-7589 | 19-6086 |
| VN800A Vulcan-Classic/Drifter | 95-06 | KA-8095 | 19-3111 |
| ZL900A1/A2 Eliminator | 85-86 | KA-9084 | 19-3261 |
| ZX900A1/A2/A3 Ninja 900R | 84-86 | KA-9084 | 19-3261 |
| ZX900 Ninja ZX-9R | 98-03 | KA-9098 | 19-6054 |
| KZ1000 (998cc motors) | 81-83 | KA-1600 | 19-3260 |
| KZ1000P Police | 82-05 | KA-1600 | 19-3260 |

KAWASAKI

| Application | Year | K&N P/N | K&L P/N |
|---|-------|-----------|----------------|
| ZL1000A1 Eliminator | 1987 | KA-9084 | 19-3261 |
| ZG1000 Concours | 86-06 | KA-9084 | 19-3261 |
| ZX1000 Ninja-ZX-10R | 04-07 | KA-1004 | 19-7270 |
| KZ1100A1/A2/A3 Shaft | 81-83 | KA-1600 | 19-3260 |
| KZ1100D1/D2 Spectre | 82-83 | KA-1600 | 19-3260 |
| KZ1100L1 Ltd | 1983 | KA-1600 | 19-3260 |
| ZRX1100 | 97-00 | KA-1299 | 19-8176 |
| ZX1100 Ninja ZX-11/ZZR-1100 | 93-01 | KA-1093 | 19-6095 |
| ZZR-1200 | 03-05 | KA-1093 | 19-6095 |
| ZRX1200 | 01-08 | KA-1299 | 19-8176 |
| ZX1200R Ninja ZX-12R | 00-06 | KA-1299-1 | 19-7309 |
| VN1500 Vulcan Series, All Carb and F/I models (Classic, Drifter, Nomad, Meanstreak) | 96-08 | KA-1596 | 19-2389 |
| VN1600 Vulcan Mean Streak | 04-08 | KA-1596 | 19-2389 |
| VN1600 Vulcan Classic/Nomad | 03-08 | KA-1603 | 19-7267 |
| VN2000 Vulcan/Vulcan Classic | 04-08 | KA-2004 | 19-7269 |
| ZX-14R Ninja, ZZR-1400 | 06-08 | KA-1406 | 19-7272 |
| ZG1400 Concours | 2008 | KA-1406 | 19-7272 |

SUZUKI

| | | | |
|---|-------|-----------|----------------|
| RMZ250 Off-Road 4-Stroke | 04-06 | KA-2504 | 19-6320 |
| GS500E | 89-08 | SU-5589 | 19-6087 |
| GSF600T/V/W/X Bandit | 96-99 | SU-7593 | 19-6035 |
| GSF600Y/K1/K2/K3 Bandit | 00-04 | SU-6000 | 19-8161 |
| GSX600FJ~FK3 Katana | 88-06 | SU-7592 | 19-3162 |
| GSX-R600WN/WP | 92-93 | SU-7593 | 19-6035 |
| GSX-R600V/W/X/Y | 97-00 | SU-7596 | 19-9716 |
| GSX-R600K2/K3 | 01-03 | SU-7500 | 19-8179 |
| DR650S Dual Sport | 96-08 | SU-6596 | 19-9720 |
| SV650X/Y/K1/K2 | 99-02 | SU-6599 | 19-8154 |
| GV700 Madura | 1985 | SU-5589 | 19-6087 |
| GS750 | 77-79 | SU-1200 | 19-3159 |
| GSX750F Katana | 89-06 | SU-7592 | 19-3162 |
| GSX-R750WP/WR/WS | 93-95 | SU-7593 | 19-6035 |
| GSX-R750T/V/W/X | 96-99 | SU-7596 | 19-9716 |
| GSX-R750Y/K1/K2/K3 | 00-03 | SU-7500 | 19-8179 |
| GS850G | 79-83 | SU-1200 | 19-3159 |
| VL800 Series (Intruder, Volusia, C50 Boulevard) | 01-08 | SU-8001 | 19-7273 |
| VZ800 Marauder (uses 2 filters) | 97-04 | SU-5589 | 19-6087 |
| GS1000GT/GLT/GX/GLX | 80-81 | SU-1200 | 19-3159 |
| GSX-R1000K1/K2/K3/K4 | 01-04 | SU-7500 | 19-8179 |
| TL1000RW/RX/RV/RK1-3 | 98-03 | SU-0015 | 19-6088 |
| TL1000SV/SW/SX/SY/SK1 | 97-01 | SU-0007-A | 19-3155 |
| GSX1100F Katana | 87-94 | SU-7592 | 19-3162 |
| GS1100G | 82-84 | SU-1200 | 19-3159 |
| GSX1100F Katana | 88-93 | SU-7592 | 19-3162 |
| GSX-R1100W Series | 93-98 | SU-7593 | 19-6035 |
| GSF1200SAV/SV~SY Bandit | 97-00 | SU-7593 | 19-6035 |
| GSF1200S Bandit/Bandit S | 01-05 | SU-6000 | 19-8161 |
| GV1200 Madura | 85-86 | SU-5589 | 19-6087 |
| GSX1300R/Hayabusa | 99-07 | SU-1399 | 19-2395 |
| VL1500L Intruder, Boulevard | 98-08 | SU-1598 | 19-2397 |
| VZR1800 Series (Intruder, Boulevard, M109R) | 98-08 | SU-1598 | 19-2397 |

ReCharger Kit

99-5000 **19-7281**
 A six-step maintenance system designed to recharge any K&N FilterCharger® Air Filter. Restores air flow efficiency so your FilterCharger® performs like new! Includes: 6.5 oz. Spray Oil, 12 oz. Filter Cleaner and Service Decal.



| YAMAHA | | | |
|-----------------------------|-------------|--------------------|--------------------|
| <i>Application</i> | <i>Year</i> | <i>K&N P/N</i> | <i>K&L P/N</i> |
| YZ125/250 Off-Road 2strokes | 97-08 | YA-4098-1 | 19-3112 |
| WR250F Off-Road 4-Stroke | 01-02 | YA-4098-1 | 19-3112 |
| YZ250F Off-Road 4-Stroke | 01-05 | YA-4098-1 | 19-3112 |
| WR400F Off-Road 4-Stroke | 98-02 | YA-4098-1 | 19-3112 |
| YZ400F Off-Road 4-Stroke | 98-99 | YA-4098-1 | 19-3112 |
| YZ/WR426F Off-Road 4-Stroke | 00-02 | YA-4098-1 | 19-3112 |
| YZ450F Off-Road 4-Stroke | 03-05 | YA-4098-1 | 19-3112 |
| YXR450 Rhino | 06-07 | YA-6504 | 19-7252 |
| XJ550 Maxim/Seca | 81-83 | YA-1600 | 19-3168 |
| YX600 Radian | 86-90 | YA-1600 | 19-3168 |
| YZF-R6 | 99-08 | YA-6001 | 19-2399 |
| XJ650 Maxim, Seca | 80-83 | YA-1650 | 19-3174 |
| XS650 Twin | 76-79 | YA-1152 | 19-3177 |
| XVS650 V-Star | 96-08 | YA-6598 | 19-2400 |
| YXR660 Rhino | 04-07 | YA-6504 | 19-7252 |
| YXR660 Rhino | 2008 | YA-7008 | 19-7253 |
| XV700 Virago | 84-87 | YA-1186 | 19-8187 |
| XJ750 Maxim/Seca | 81-83 | YA-1650 | 19-3174 |
| XV750 Virago | 88-97 | YA-1186 | 19-8187 |
| XV1000L/LC/N/NC Virago | 84-85 | YA-1186 | 19-8187 |
| YZF-R1 | 98-01 | YA-1098 | 19-6078 |
| YZF-R1 | 04-06 | YA-1004 | 19-6312 |
| XS1100 Series | 78-81 | YA-1400 | 19-3027 |
| XV1100 Virago | 86-99 | YA-1186 | 19-8187 |
| XVS1100 | 99-08 | YA-1199 | 19-7275 |
| VMX12 V-Max | 85-07 | YA-1285 | 19-3154 |
| FJR13000 | 01-08 | YA-1301 | 19-3113 |
| XVZ1300 Royal Star, All | 96-02 | YA-1595 | 19-3156 |
| XVZ1700 Road Star Warrior | 02-08 | YA-1602 | 19-3115 |

EMGO AIR FILTERS

Made to meet or exceed OEM specifications. Fits stock OEM airbox.

| HONDA | | |
|--------------------|-------------|--------------------|
| <i>Application</i> | <i>Year</i> | <i>K&L P/N</i> |
| VT600C Shadow VLX | 88-89 | 19-0320 |
| VT600C Shadow VLX | 91-98 | 19-0320 |
| VT600CD Shadow VLX | 93-98 | 19-0320 |

| KAWASAKI | | |
|------------------------------------|-------|----------------|
| KZ1000J1/J2/J3 | 81-83 | 19-0234 |
| KZ1000K1/K2 LTD & KZ1000M1/M2 CSR | 81-82 | 19-0234 |
| KZ1000P1~P24 Police | 82-05 | 19-0234 |
| KZ1000R1/R2 Replica | 82-83 | 19-0234 |
| KZ1100A1/A2/A3 Shaft | 81-83 | 19-0234 |
| KZ1100D1/D2 Spectre & KZ1110L1 LTD | 82-83 | 19-0234 |



EMGO UNIVERSAL CLAMP-ON AIR FILTERS

Tapered with chrome end cap. Sold each.

| UNIVERSAL | | |
|---|----------|-----------------------------|
| 19-3231 | 12-55760 | 60mm |
| 19-0248 | 12-55780 | 45mm with Chrome half cover |
| HONDA | | |
| 19-0231 | 12-55728 | 28mm |
| CB50J, MB5,SS50 | | |
| 19-0241 | 12-55735 | 35mm |
| CB100N, CB125TD,CB400F, MBX/MTX50/80 | | |
| 19-0246 | 12-55748 | 48mm |
| CB250N/RS,CB400N,CBX550 | | |
| 19-0237 | 12-55752 | 52mm |
| CB400T1/TII (78-79), CB400T (1980) | | |
| 19-0243 | 12-55754 | 54mm |
| CB550SC (1983), CB750C/F/K (79-82) | | |
| CB900C (80-82), CB900F (81-82) | | |
| CB1000C (1983), CBX (79-82), CB1100F (1983) | | |
| 19-0236 | 12-55742 | 42mm |
| CB650 | | (79-80) |
| 19-0235 | 12-55739 | 39mm |
| CB750K | | (69-76) |

| KAWASAKI | | |
|---|----------|------|
| 19-0231 | 12-55728 | 28mm |
| AE/AR50 | | |
| 19-0241 | 12-55735 | 35mm |
| AE80 81-83, AR80, KH250 | | |
| 19-0246 | 12-55748 | 48mm |
| KZ250A/B,GPz305/400 | | |
| 19-0237 | 12-55752 | 52mm |
| KZ250 (80-81), KZ400 (74-77) | | |
| 19-0236 | 12-55742 | 42mm |
| KH400 2-stroke (76-78), KZ440 (80-83), KZ900A (76-77) | | |
| Z1/A/B-900 (73-75) KZ1000 (77-80) | | |
| 19-0235 | 12-55739 | 39mm |
| KZ550A/C/D (80-81), KZ650B/C (77-79) | | |
| 19-0243 | 12-55754 | 54mm |
| KZ750R1 GPZ (1982) ZX750A GPZ (83-85), KZ1000 (81-83) | | |
| KZ1100 (81-85) | | |

| SUZUKI | | |
|---|----------|------|
| 19-0231 | 12-55728 | 28mm |
| GT50,OR50, TS50R | | |
| 19-0241 | 12-55735 | 35mm |
| GT125/185/200XS | | |
| 19-0246 | 12-55748 | 48mm |
| GS250T/E, GS400/450, GSX250, GSX400ET/EX/EZ | | |
| 19-0236 | 12-55742 | 42mm |
| GT380/GT550, GS750/1000 (77-79) | | |
| 19-0237 | 12-55752 | 52mm |
| GS400 (77-78), GS425N/EN/LN (1979), GT750 | | |
| 19-0235 | 12-55739 | 39mm |
| GS550B/C/N (77-79), GS550EC/EN/LN (78-79) | | |
| 19-0243 | 12-55754 | 54mm |
| GS550 (80-82), GS650 (80-83), GS700E (1985), GS750E (80-82) | | |
| GS750L (80-81), GS750SD (1983), GS750T (82-83), GS850G (80-83), | | |
| GS1000 (80-82), GS1100 (80-83), GS1150 (83-86) | | |

| YAMAHA | | |
|---|----------|------|
| 19-0231 | 12-55728 | 28mm |
| DT50 ENDURO/M/MX | | |
| 19-0241 | 12-55735 | 35mm |
| DT80MX 81-83, RD80/LC 82, RD125/200 75-81 | | |
| 19-0246 | 12-55748 | 48mm |
| DT250/MX, 76-78, XS250/SE 78-81, XJ400, XS400/SE 78-82, XT500 76-80 | | |
| 19-0236 | 12-55742 | 42mm |
| RD250/RD350 (73-75), RD400 (76-78) | | |
| 19-0243 | 12-55754 | 54mm |
| FJ600 (84-85), FJ1100 (84-85), XS1100 (80-81), FJ1200 | | |

SHOP EQUIP & TOOLS

HARD PARTS

CARB & FUEL

IGNITION/ELECTRICAL

CONTROL

SUSPENSION

ACCESSORIES



SHOP EQUIP & TOOLS

HARD PARTS

CARB & FUEL

IGNITION/ELECTRICAL

CONTROL

SUSPENSION

ACCESSORIES

| HONDA | | | |
|-----------------------------|-------|---------|----------|
| Application | Year | K&L P/N | K&N Ref. |
| CB750C Custom | 80-82 | 19-6258 | RC-0984 |
| CB750F Super Sport | 79-82 | 19-6258 | RC-0984 |
| CB750K | 79-82 | 19-6258 | RC-0984 |
| CB750L LTD | 1979 | 19-6258 | RC-0984 |
| CB750SC Nighthawk | 82-83 | 19-6258 | RC-0984 |
| CB900C Custom | 80-82 | 19-6258 | RC-0984 |
| CB900F Super Sport | 81-82 | 19-6258 | RC-0984 |
| CB1000C Custom | 1983 | 19-6258 | RC-0984 |
| CB1100F Super Sport | 1983 | 19-6258 | RC-0984 |
| KAWASAKI | | | |
| KZ550H1/H2 GPz | 82-83 | 19-6327 | RC-1824 |
| ZX550A1/A2 GPz | 84-85 | 19-6327 | RC-1824 |
| ZL600A1/A2 Eliminator | 85-86 | 19-6327 | RC-1824 |
| ZL600B2/B3 Eliminator | 96-97 | 19-6327 | RC-1824 |
| ZX600A1/A2/A3 Ninja 600R | 85-87 | 19-6327 | RC-1824 |
| ZX600B1 Ninja 600RX | 1987 | 19-6327 | RC-1824 |
| ZX600C1~C10 Ninja 600R | 88-97 | 19-6327 | RC-1824 |
| KZ750E1/E2/E3 | 80-82 | 19-6258 | RC-0984 |
| KZ750FI LTD | 1983 | 19-6258 | RC-0984 |
| KZ750H1/H2/H3/H4 LTD | 80-83 | 19-6258 | RC-0984 |
| KZ750L3 | 1983 | 19-6258 | RC-0984 |
| KZ750N1/N2 Spectre | 82-83 | 19-6258 | RC-0984 |
| KZ750R1 GPz | 1982 | 19-6258 | RC-0984 |
| ZX750A1/A2/A3 GPz | 83-85 | 19-6258 | RC-0984 |
| ZX750F1/F2/F3/F4 Ninja 750R | 87-90 | 19-6338 | RC-2914 |
| Z1/A/B-900 | 73-75 | 19-6269 | RC-2454 |
| KZ900A4/A5 | 76-77 | 19-6269 | RC-2454 |
| KZ900B1 LTD | 1976 | 19-6269 | RC-2454 |
| KZ1000A1/A2 | 77-78 | 19-6269 | RC-2454 |
| KZ1000A3/A4 MKII | 79-80 | 19-6269 | RC-2454 |
| KZ1000B1/B2/B3/B4 LTD | 77-80 | 19-6269 | RC-2454 |
| KZ1000C1~C4 Police | 78-81 | 19-6269 | RC-2454 |
| KZ1000D1 Z1R | 1978 | 19-6269 | RC-2454 |
| KZ1000D3 Z1R | 1980 | 19-6269 | RC-2454 |
| KZ1000E1/E2 Shaft ST | 79-80 | 19-6269 | RC-2454 |
| KZ1000J1/J2/J3 | 81-83 | 19-6258 | RC-0984 |
| KZ1000K1/K2 LTD | 81-82 | 19-6258 | RC-0984 |
| KZ1000M1/M2 CSR | 81-82 | 19-6258 | RC-0984 |
| KZ1000P1~P24 Police | 82-05 | 19-6258 | RC-0984 |
| KZ1000R1/R2 Replica | 82-83 | 19-6258 | RC-0984 |
| ZG1000A Concours | 86-05 | 19-6327 | RC-1824 |
| ZL1000A1 Eliminator | 1987 | 19-6327 | RC-1824 |
| KZ1100A1/A2/A3 Shaft | 81-83 | 19-6258 | RC-0984 |
| KZ1100B1/B2 GPz | 81-82 | 19-6258 | RC-0984 |
| KZ1100D1/D2 Spectre | 82-83 | 19-6258 | RC-0984 |
| KZ1100L1 LTD | 1983 | 19-6258 | RC-0984 |
| ZN1100B1/B2 LTD Shaft | 84-85 | 19-6258 | RC-0984 |
| ZX1100A1/A2 GPz | 83-84 | 19-6269 | RC-2454 |

K&N CUSTOM CLAMP ON FILTER SETS


| K&N | K&L | Filter Style or Position | Flange Angle | Qt |
|-------------|---------|--------------------------|--------------|------|
| RC-2454 (1) | 19-6269 | oval (3) | offset | pk/4 |
| RC-0984 (1) | 19-6258 | oval (3) | offset | pk/4 |
| RC-1824 (1) | 19-6327 | oval (3) | offset | pk/4 |
| RC-3510 (1) | 19-3181 | oval (3) | dual (4) | each |
| RU-2922 (2) | 19-3170 | oval (3) | dual (4) | pk/2 |
| RU-2750 (1) | 19-7840 | oval (3) | offset | each |

SUZUKI

| Application | Year | K&L P/N | K&N Ref. |
|-------------------------|-------|---------|----------|
| GSX600FJ/FK Katana | 88-89 | 19-6327 | RC-1824 |
| GSX600FL~FK2 Katana | 90-02 | 19-3170 | RU-2922 |
| GS700EF/ESF | 1985 | 19-6258 | RC-0984 |
| GS750B/C/EC/N/EN/L | 77-79 | 19-6269 | RC-2454 |
| GS750ET/EX/EZ | 80-82 | 19-6258 | RC-0984 |
| GS750ED/ESD | 1983 | 19-6258 | RC-0984 |
| GS750LT/LX | 80-81 | 19-6258 | RC-0984 |
| GS750SD Katana | 1983 | 19-6258 | RC-0984 |
| GS750TZ/TD | 82-83 | 19-6258 | RC-0984 |
| GSX750FK~FK2 Katana | 89-02 | 19-3170 | RU-2922 |
| GSX-R750G/RG/H | 86-87 | 19-6327 | RC-1824 |
| GSX-R750J/K/L/N | 88-92 | 19-3170 | RU-2922 |
| GS850GT/GLT~GD/GLD | 80-83 | 19-6258 | RC-0984 |
| GS1000C/EC/N/EN/LN | 78-79 | 19-6269 | RC-2454 |
| GS1000GT/GLT/GX/GLX | 80-81 | 19-6258 | RC-0984 |
| GS1000ST | 1980 | 19-6258 | RC-0984 |
| GS1000SZ Katana | 1982 | 19-6258 | RC-0984 |
| GS1100ET/EX/EZ/ED | 80-83 | 19-6258 | RC-0984 |
| GS1100GZ/GLZ/GD/GLD | 82-83 | 19-6258 | RC-0984 |
| GS1100GKZ/GK2/GKD/GKE | 82-84 | 19-6258 | RC-0984 |
| GS1100LT | 1980 | 19-6258 | RC-0984 |
| GS1100SD Katana | 1983 | 19-6258 | RC-0984 |
| GSX1100FJ~FP Katana | 88-93 | 19-6327 | RC-1824 |
| GSX-R1100G/H/J | 86-88 | 19-6327 | RC-1824 |
| GSX-R1100K/L/M/N | 89-92 | 19-3170 | RU-2922 |
| GS1150ESE/ESF/ESG | 84-86 | 19-6258 | RC-0984 |
| GS1150EF/EG | 85-86 | 19-6258 | RC-0984 |
| GS1150ES3/EF2 | 84-85 | 19-6258 | RC-0984 |
| GSF1200SV~SY/SAV Bandit | 97-00 | 19-3170 | RU-2922 |

YAMAHA

| | | | |
|------------------------------|-------|---------|---------|
| FZR400U/SUC~A/SAC | 88-90 | 19-6327 | RC-1824 |
| Fj600L/LC/N/NC | 84-85 | 19-6327 | RC-1824 |
| FZ600S/SC/T/TC/U/UC | 86-88 | 19-6327 | RC-1824 |
| FZR600 | 89-99 | 19-3185 | RU-2852 |
| XJ600 Seca II | 92-98 | 19-6327 | RC-1824 |
| YX600 Radian | 86-90 | 19-6327 | RC-1824 |
| XJ650G/H/J/K Maxim | 80-83 | 19-6327 | RC-1824 |
| FJ650LH Midnight Maxim | 1981 | 19-6327 | RC-1824 |
| FZXR700 Fazer | 86-87 | 19-6327 | RC-1824 |
| XJ700 Maxim | 85-86 | 19-6327 | RC-1824 |
| XJ750J/K Maxim | 82-83 | 19-6327 | RC-1824 |
| XJ750 Midnight Maxim | 1983 | 19-6327 | RC-1824 |
| XJ750RH/RJ/RK Seca | 81-83 | 19-6327 | RC-1824 |
| XJ900RK Seca | 1983 | 19-6327 | RC-1824 |
| XJ1100J Maxim | 1982 | 19-6258 | RC-0984 |
| XS1100F/G/H | 79-81 | 19-6258 | RC-0984 |
| XS1100LG/LH Midnight Special | 80-81 | 19-6258 | RC-0984 |
| XS1100SF/SG/SH Special | 79-81 | 19-6258 | RC-0984 |



18-2803



18-2809



18-2805



18-2642

GENUINE MIKUNI CARB SLIDE DIAPHRAGMS

Made in Japan.

Available for the following applications:

KAWASAKI STREET

| | | |
|-----------------------|------------|-------|
| 18-2803 | 43028-1034 | |
| KZ700A1 | | 1984 |
| KZ750L3 | | 1983 |
| KZ750R1 GPz | | 1982 |
| KZ1000R2 Replica | | 1983 |
| ZN1100B1/B2 LTD Shaft | | 84-85 |

| | | |
|---------------------|------------|-------|
| 18-2804 | 43028-1025 | |
| KZ1000J/K/M/P/R | | 81-82 |
| KZ1100A1/A2 Shaft | | 81-82 |
| KZ1100D1/D2 Spectre | | 82-83 |

SUZUKI STREET

| | | |
|--|-------------|-------|
| 18-2809 | 13507-17C00 | |
| (top diaphragm rubber only, no slide body) | | |
| GS500EK~K2 | | 89-02 |
| GSX600FJ~FV Katana | | 88-97 |
| GSX-R600WN/WP | | 92-93 |
| GSX-R600V/W/X/Y | | 97-00 |
| RF600RR/RS/RT | | 94-96 |
| GSX750FK~FK2 Katana | | 89-02 |
| GSX-R750 (California model) | | 89-95 |
| RF900RR/RS/RZS/RT/RV | | 94-97 |
| GSX1100GM/GN/GP Shaft | | 91-93 |
| GSX-R1100 | | 89-98 |
| GSF1200SV/SAV/SW/SX/SY/SK1/SK2 Bandit | | 97-02 |

SUZUKI ATV

| | | |
|---|-------------|-------|
| 18-8871 | 13500-19B62 | |
| LT-F250/250F 2WD/4WD | | 90-99 |
| LT-F4WD/LT-F4WD Quad Runner/ King Quad | | 90-98 |

| | | |
|--------------------------------------|-------------|-------|
| 18-8872 | 13507-20B00 | |
| LT-F250/250F 2WD/4WD/ Quad Runner | | 00-02 |
| LT-F300F 4WD King Quad | | 99-02 |

| | | |
|--------------------|-------------|-------|
| 18-8874 | 13507-05G00 | |
| LT-F250 Ozark 2WD | | 02-06 |
| LT-Z250 Quad Sport | | 05-06 |

| | | |
|--------------------|-------------|-------|
| 18-8878 | 13507-07G00 | |
| LT-Z400 Quad Sport | | 03-06 |

SUZUKI ATV

| | | |
|-------------------------|-------------|-------|
| 18-8879 | 13500-09F00 | |
| LT-F500 Quad Master 4WD | | 98-01 |
| LT-F500F Vinson 4WD | | 2002 |

YAMAHA STREET

| | | |
|----------------|-----------------|-------|
| 18-2805 | 3CF-14940-00-00 | |
| XV750 Virago | | 88-97 |
| XV1100 Virago | | 88-99 |

| | | |
|------------------------------|-----------------|-------|
| 18-2642 | 1FK-14940-09-00 | |
| VMX12 V-Max | | 85-05 |
| XVZ13 Venture/Venture Royale | | 86-93 |

| | | |
|----------------|-----------------|-------|
| 18-2657 | 50H-14940-00-00 | |
| FJ1100 | | 1985 |
| FJ1200 | | 86-93 |

| | | |
|--|-----------------|-------|
| 18-2643 | 41R-14940-09-00 | |
| XV535 Virago | | 1990 |
| XV535 Virago | | 93-98 |
| XVZ12TK/L/KC2 Venture/ Venture Royale | | 83-85 |

| | | |
|---|-----------------|-------|
| 18-2644 | 3F7-14940-00-00 | |
| SR250/SR250 Exciter | | 80-82 |
| XS650 Std/Heritage Special/ Special II | | 80-83 |
| XJ900RK Seca | | 1983 |
| XJ1100J Maxim | | 1982 |
| XS1100 Std/Special/ Midnight Special | | 80-81 |

YAMAHA ATV

| | | |
|------------------------------|-----------------|-------|
| 18-8866 | 5GH-14940-10-00 | |
| YFM250B Bruin 2WD | | 05-06 |
| YFM350B Bruin 2WD/2WD Auto | | 04-06 |
| YFM350B Bruin 4WD-All | | 04-06 |
| YFM35XV Wolverine 350 2WD | | 2006 |
| YFM400A Kodiak 2WD/4WD-All | | 01-04 |
| YFM400F Big Bear 2WD/4WD-All | | 00-06 |
| YFM450A Kodiak 2WD/4WD-All | | 03-06 |
| YFM660R Raptor | | 01-05 |

| | | |
|----------------------|-----------------|-------|
| 18-8864 | 4WU-14940-00-00 | |
| YFM250X Bear Tracker | | 99-04 |
| YFM350F/M/U | | 97-00 |

| | | |
|----------------|-----------------|-------|
| 18-8868 | 8FA-14940-00-00 | |
| YFM350R Raptor | | 04-06 |

| | | |
|-------------------|-----------------|-------|
| 18-8863 | 4KB-14940-00-00 | |
| YFM350F Wolverine | | 96-05 |

| | | |
|-----------------|-----------------|-------|
| 18-8865 | 4WV-24411-00-00 | |
| YFM600F Grizzly | | 98-01 |

| | | |
|---------------------|-----------------|-------|
| 18-8869 | 5KM-24411-00-00 | |
| YFM660F Grizzly-All | | 02-05 |

TWIN TUNER

Twin Tuner allows you to adjust fuel injection to match the requirements of performance parts including camshafts, free flowing exhausts, and low restriction air filters.

You can also add or subtract fuel.

FEATURES:

- Increased horsepower
- Improved throttle response
- Easy plug-in installation and setup
- Compact size – only 4”L x 2”W x 1/2”H
- Can use Dynojet Power Commander maps
- Compatible with Twin Scan II+ Tuning Aid
- Also works on 99-08 Buell models w DDFI*



*Note: ask for details on these applications


35-2251 Twin Tuner fuel injection controller (for 2001-2009 Twin-Cam with 36 pin Delphi® system).



Daytona Sensors LLC
Engine Controls and Instrumentation Systems

CARBURETOR FLOAT & PIN

SHOP EQUIP & TOOLS



HARD PARTS

K&L CARBURETOR FLOAT & PIN KIT

Carb Float and Carb Float Pin. *Made in Japan.* Sold as a 2 piece set.

KAWASAKI Street

| | | | |
|----------------|-----------------------------|----------------|--------------|
| 18-2609 | 16031-1013 | Carb Float | Mikuni Carbs |
| | 16032-008 | Carb Float Pin | |
| | KZ650H2/H3 CSR | | 82-83 |
| | KZ700A1 | | 1984 |
| | KZ750K1/K2 LTD (2-cylinder) | | 83-84 |
| | KZ750L3 | | 1983 |
| | KZ750M1 CSR (2-cylinder) | | 1982 |
| | KZ750R1 GPz | | 1982 |
| | ZX750A1/A2/A3 GPz | | 83-85 |
| | KZ1000J1/J2/J3 | | 81-83 |
| | KZ1000K1/K2 LTD | | 81-82 |
| | KZ1000M1/M2 CSR | | 81-82 |
| | KZ1000P1~P21 Police | | 82-02 |
| | KZ1000P24 Police | | 2005 |
| | KZ1000R1/R2 Replica | | 82-83 |
| | KZ1100A1/A2/A3 Shaft | | 81-83 |
| | KZ1100D1/D2 Spectre | | 82-83 |
| | KZ1100L1 LTD | | 1983 |
| | ZN1100B1/B2 LTD Shaft | | 84-85 |

SUZUKI Street

| | | | |
|----------------|------------------------|----------------|--------------|
| 18-2609 | 13250-44080 | Carb Float | Mikuni Carbs |
| | 13254-92311 | Carb Float Pin | |
| | GS250TT/TX | | 80-81 |
| | GS300LZ/LD | | 82-83 |
| | GS300LF | | 1985 |
| | GS450ED | | 1983 |
| | GS450GAZ/GAD Automatic | | 82-83 |
| | GS450GAF Automatic | | 1985 |
| | GS450LD | | 1983 |
| | GS450LF/LG/LH/LJ | | 85-88 |
| | GS450TXD | | 1983 |
| | GS550ET | | 1980 |
| | GS550LT/LX/LZ | | 80-82 |
| | GS550MZ | | 1982 |
| | GS550TX | | 1981 |
| | GR650D/XD Tempter | | 1893 |
| | GS650EX/EZ | | 81-82 |
| | GS650GX/GZ/GD | | 81-83 |
| | GS650GLX/GLZ/GLD | | 81-83 |
| | GS650MD Katana | | 1983 |
| | GS700EF/ESF | | 1985 |
| | GS750ET/EX/EZ | | 80-82 |
| | GS750ED/ESD | | 1983 |
| | GS750LT/LX | | 80-81 |
| | GS750SD Katana | | 1983 |
| | GS750TZ/TD | | 82-83 |
| | GS850GT/GX/GZ/GD | | 80-83 |
| | GS850GLT/GLX/GLZ/GLD | | 80-83 |
| | GS1000ET | | 1980 |
| | GS1000GT/GX | | 80-81 |
| | GS1000GLT/GLX | | 80-81 |
| | GS1000ST | | 1980 |
| | GS1000SZ Katana | | 1982 |
| | GS1100ET/EX/EZ | | 80-82 |

SUZUKI Street

| | | | |
|----------------|---------------------------------|----------------|--------------|
| 18-2609 | 13250-44080 | Carb Float | Mikuni Carbs |
| | 13254-92311 | Carb Float Pin | |
| | GS1100ED/ESD | | 1983 |
| | GS1100GKZ/GK2/GKD/GKE | | 82-84 |
| | GS1100GLZ/GLD | | 82-83 |
| | GS1100LT | | 1980 |
| | GS1100SD | | 1983 |
| | GS1150ES3/ESE/EF/ESF/EF2/EG/ESG | | 83-86 |

YAMAHA Street

| | | | |
|----------------|--------------------------------------|----------------|------------------|
| 18-2632 | 5Y1-14385-00-00 | Carb Float | TK (Tekei) Carbs |
| | 6E5-14386-01-00 | Carb Float Pin | |
| | XC125N/NC/T/TC Riva | | 85-87 |
| | XC125U/W Riva | | 88-89 |
| | XC125B/D/E Riva | | 91-93 |
| | XC125ZS/ZSC/ZT/ZTC/ZU/ZW/ZA Riva | | 86-90 |
| | XC200T/U/W Riva | | 87-89 |
| | XC200ZCT Riva | | 1987 |
| | XC200ZU/ZW/ZA/ZB Riva | | 88-91 |
| | XT250L/LC Dual Sport | | 1984 |
| | XT350N/NC~M/MC Dual Sport | | 85-99 |
| | XT550J/K Dual Sport | | 82-83 |
| | SRX600S/SC | | 1986 |
| | XT600L/LC~W/WC Dual Sport | | 84-89 |
| 18-2607 | 2VA-14185-00-00 | Carb Float | Mikuni Carbs |
| | 537-14186-00-00 | Carb Float Pin | |
| | XT225D/DC/E/EC/F/FC/G/GC Serrow | | 92-95 |
| | XT225H/HC/J/JC/K/KC/L/LC/M/MC Serrow | | 96-00 |
| | XT225N/NC/P/PC/R/RC/S/SC/T/TC | | 01-05 |
| | XV750U/UC~G/GC Virago | | 88-95 |
| | XV750H1/H1C/J1/J1C Virago | | 96-97 |
| | XV1100U/UC~L/LC Virago | | 88-99 |
| | XV1100SH/SHC~SK/SKC Virago | | 96-98 |

| | | | |
|----------------|-----------------|----------------|--------------|
| 18-2609 | 3H5-14185-00-00 | Carb Float | Mikuni Carbs |
| | 537-14186-00-00 | Carb Float Pin | |

| | | | |
|--|---|--|-------|
| | SR250G/H/J Exciter | | 80-82 |
| | SR250TH Exciter II | | 1981 |
| | XS400J/K Maxim | | 82-83 |
| | XS400RJ/RK Seca | | 82-83 |
| | FJ600L/LC/N/NC | | 84-85 |
| | XS650H Special II | | 1981 |
| | XS650SH Special | | 1981 |
| | XS650SJ/SK Heritage Special | | 82-83 |
| | XJ700XN/XNC/XS/XSC Maxim X (Mikuni carbs) | | 85-86 |

Note: Does not work on XJ700N/NC/S/SC Maxim applications (85-86) with Hitachi carbs. Check carb body for identification.

| | | | |
|--|---------------------------|--|-------|
| | XJ900RK Seca | | 1983 |
| | FJ1100L/LC/N/NC | | 84-85 |
| | XJ1100J Maxim | | 1982 |
| | XS1100H | | 1981 |
| | XS1100LH Midnight Special | | 1981 |
| | XS1100SH Special | | 1981 |
| | FJ1200S/SC/T/TC | | 86-87 |
| | FJ1200W/WC/A/AC/B/BC/D/DC | | 89-92 |
| | FJ1200AD/ADC/AE/AEC (ABS) | | 92-93 |


CARB & FUEL

IGNITION/ELECTRICAL

CONTROL

SUSPENSION

ACCESSORIES



YAMAHA ATV

| | | |
|----------------------------------|--------------------------------|-------------|
| 18-2602 | 21V-14185-00-00 Carb Float | Mikuni Carb |
| | 127-14186-00-00 Carb Float Pin | |
| YFA1W Breeze | | 1989 |
| YFA1B/D/E/F/G/H/J/K Breeze | | 91-98 |
| YFA1N/NC/P/PC/R/RC/S/SC Breeze | | 01-04 |
| YFM125S/GT Grizzly 125 | | 04-05 |
| YFM125GHT Grizzly 125 Hunter | | 2005 |
| YFU1TW Pro Hauler | | 1989 |
| YFU1W Pro Hauler | | 1989 |
| YFM200N Moto-4 | | 1985 |
| YFM200DXS/DXT/DXU/DXW Moto-4 | | 86-89 |
| YTM200K/L/N Tri-Moto | | 83-85 |
| YTM200EK/EL Tri-Moto | | 83-84 |
| YTM200ERN Tri-Moto | | 1985 |
| YFM225S/T/U Moto-4 | | 86-88 |
| YTM225DXK/DXL/DXN Tri-Moto | | 83-85 |
| YTM225DRN/DRS Tri-Moto | | 85-86 |
| YFB250D/E/F/G/H Timberwolf | | 92-96 |
| YFB250FWF/FWG/FWH/FWJ Timberwolf | | 94-97 |
| YFB250FWK/FWL/FWM Timberwolf | | 98-00 |
| YFB250UH/UJ/UK Timberwolf | | 96-98 |
| YFM250W/A/B Moto-4 | | 89-91 |

| | | |
|--|--------------------------------|-------------|
| 18-2607 | 2LN-14185-00-00 Carb Float | Mikuni Carb |
| | 2VA-14185-00-00 Carb Float | |
| | 537-14186-00-00 Carb Float Pin | |
| YFM250XL/XLC/XM/XMC Beartracker 2WD | | 99-00 |
| YFM250XN/XHN/XP/XR/XS Beartracker | | 01-04 |
| YFM350ERU/ERW/ERA Moto-4 | | 88-90 |
| YFM350ERD/ERE/ERF/ERG Moto-4 | | 92-95 |
| YFM350FHL/FHLC Big Bear 4WD Hunting | | 1999 |
| YFM350FWW/FWA/FWB/FWD/FWE Big Bear 4WD | | 89-93 |
| YFM350FWF/FWG/FWH/FWJ Big Bear | | 94-97 |
| YFM350FWBJ/FWBK/FWBKC Big Bear | | 97-98 |
| YFM350FWBL/FWBLC Big Bear 4WD | | 1999 |
| YFM350FXG/FXH/FXJ/FXK Wolverine | | 95-98 |
| YFM350FXL/FXLC/FXM/FXMC Wolverine | | 99-00 |
| YFM350FXN/FXNC/FXP/FXR/FXS/FXT Wolverine | | 01-05 |
| YFM350UH/UJ/UK/UL/ULC Big Bear 2WD | | 96-99 |
| YFM350XU/XW/XA/XB/XD/XE/XF Warrior | | 88-94 |
| YFM350XG/XH/XJ/XK/XKC/XL/XLC Warrior | | 95-99 |
| YFM350XM/XMC/XN/XNC/XP/XPC Warrior | | 00-02 |
| YFM350XR/XRC/XS/XSC Warrior | | 03-05 |
| YFM400FWE/FWF/FWG/FWH Kodiak 4WD | | 93-96 |
| YFM400FWJ/FWK/FWL/FWLC Kodiak 4WD | | 97-99 |

YAMAHA Dual Sport/Offroad

| | | |
|--------------------------------------|--------------------------------|-------------|
| 18-2607 | 2LN-14185-00-00 Carb Float | Mikuni Carb |
| | 2VA-14185-00-00 Carb Float | |
| | 537-14186-00-00 Carb Float Pin | |
| TT-R225L/LC/M/MC | | 99-00 |
| TT-R225N/NC/P/PC/R/RC/S/SC | | 01-04 |
| XT225D/DC/E/EC/F/FC/G/GC Serraw | | 92-95 |
| XT225H/HC/J/JC/K/KC/L/LC/M/MC Serraw | | 96-00 |
| XT225N/NC/P/PC/R/RC/S/SC/T/TC | | 01-05 |

YAMAHA Dual Sport/Offroad

| | | |
|---------------------------|--------------------------------|-----------------|
| 18-2632 | 5Y1-14385-00-00 Carb Float | TK (Tekei) Carb |
| | 6E5-14386-01-00 Carb Float Pin | |
| TT225S/T Offroad | | 86-87 |
| XT250L/LC Dual Sport | | 1984 |
| TT350S/T Offroad | | 86-87 |
| XT350N/NC~M/MC Dual Sport | | 85-00 |
| XT550J/K Dual Sport | | 82-83 |
| TT600K/L/N/S Offroad | | 83-86 |
| XT600L/LC~W/WC Dual Sport | | 84-89 |

18-4665

GENUINE MIKUNI FLOAT VALVE ASSEMBLY

Made in Japan. Sold each.

18-4665 786-36004-(3.5) TMX35/38 Yamaha YZ/Suzuki RM

| SUZUKI Offroad | |
|--------------------|-------|
| 13370-26C00 | |
| RM125J/K/L/M/N/P | 89-93 |
| RM250J/K/L/M/N | 88-92 |
| RMX250K/L/M/N | 89-92 |
| YAMAHA Offroad | |
| 3JD-14107-35-00 | |
| YZ125W/A/B/D/E1/F1 | 89-94 |
| YZ250W/A/B/D/E1/F1 | 89-94 |
| YZ250WRW/WRA | 89-90 |

35-4180 **35-4181** **35-4182**

MOTION PRO JET WRENCHES

These steel jet wrenches have a rubber snap-off lid over a storage area for extra jets. Handle is knurled for secure grip. Sold each.

35-4180 Motion Pro Jet Wrench for 6mm round jets

35-4181 Motion Pro Jet Wrench for 8mm round jets

35-4182 Motion Pro Jet Wrench for 6mm hex jets

SHOP EQUIP & TOOLS

HARD PARTS

CARB & FUEL

IGNITION/ELECTRICAL

CONTROL

SUSPENSION

ACCESSORIES

STREET CARBURETOR REPAIR KITS

SHOP EQUIP & TOOLS

HARD PARTS

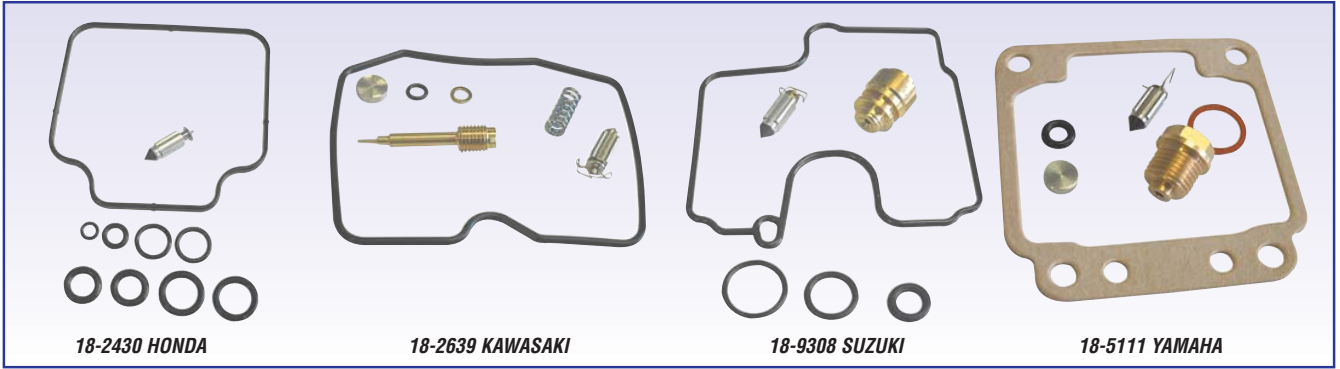
CARB & FUEL

IGNITION/ELECTRICAL

CONTROL

SUSPENSION

ACCESSORIES



K&L ECONOMY CARBURETOR REPAIR KITS

Each kit contains float bowl gasket or float bowl o-ring, float needle or float valve assembly and o-rings to rebuild one OEM carburetor body. **Made in Japan.**

HONDA Street

| | | |
|----------------------------|-------|----------------|
| CB550SC Nighthawk 550 | 1983 | 18-2430 |
| VT600C Shadow VLX | 88-89 | 18-5104 |
| VT600C Shadow VLX | 91-97 | 18-5104 |
| VT600CD Shadow VLX | 93-98 | 18-5104 |
| CB650SC Nighthawk | 84-85 | 18-2430 |
| CB700SC Nighthawk | 84-85 | 18-2430 |
| VF700C Magna | 84-86 | 18-2432 |
| VF700F Interceptor | 84-85 | 18-2432 |
| VT700C Shadow | 84-86 | 18-5101 |
| VT700C Shadow | 1987 | 18-5102 |
| CB750 Nighthawk | 91-93 | 18-2430 |
| CB750 Nighthawk | 95-03 | 18-2430 |
| VF750C Magna | 82-83 | 18-2431 |
| VF750F Interceptor | 83-84 | 18-2432 |
| VF750S Sabre | 82-83 | 18-2431 |
| VT750C Shadow | 1983 | 18-5101 |
| VT750C Shadow | 98-00 | 18-9348 |
| VT750CD Shadow Deluxe | 98-01 | 18-9348 |
| VT750CD2 Shadow Deluxe | 98-01 | 18-9348 |
| VT750CDA Shadow ACE 750 | 02-03 | 18-9348 |
| VT750CDB Shadow ACE 750 | 02-03 | 18-9348 |
| VT750CDC Shadow ACE 750 | 02-03 | 18-9348 |
| VT750CDD Shadow ACE 750 | 02-03 | 18-9348 |
| VT750DC Shadow Spirit 750 | 02-03 | 18-9348 |
| VT750DCA Shadow Spirit 750 | 2003 | 18-9348 |
| VT750DCB Shadow Spirit 750 | 2003 | 18-9348 |
| PC800 Pacific Coast | 89-90 | 18-9346 |
| PC800 Pacific Coast | 94-98 | 18-9346 |
| VT800C Shadow | 1988 | 18-5102 |
| VT1100C Shadow | 85-86 | 18-5101 |
| VT1100C Shadow | 87-89 | 18-5102 |

KAWASAKI Street

| | | |
|----------------------------|-------|----------------|
| EL250B2/B3 Eliminator | 88-89 | 18-2639 |
| EL250E1~E4 HS Eliminator | 91-94 | 18-2639 |
| EX250E1/E2 Ninja 250R | 86-87 | 18-2639 |
| EX250F2/F3/F4 Ninja | 88-90 | 18-2639 |
| EX250F6~F19 Ninja 250R | 92-05 | 18-2639 |
| KZ440A1/A2/A3/A4 LTD | 80-83 | 18-2458 |
| KZ440B1/B2 | 80-81 | 18-2458 |
| KZ440D1~D5 LTD Belt | 80-83 | 18-2458 |
| KZ440G1 LTD | 1982 | 18-2458 |
| EN450A1~A6 454 LTD | 85-90 | 18-2639 |
| EN500A1~A7 Vulcan 500 | 90-96 | 18-2639 |
| EN500C1~C10 Vulcan 500 LTD | 96-05 | 18-2639 |
| EX500A1~A7 | 87-93 | 18-2639 |

18-2639 KAWASAKI

KAWASAKI Street

| | | |
|----------------------------|-------|----------------|
| EX500D1~D12 Ninja 500R | 94-05 | 18-2639 |
| ZR550B1/B2/B3/B4 Zephyr | 90-93 | 18-2639 |
| ZL600A1/A2 Eliminator | 86-87 | 18-2639 |
| ZX600A1/A2/A3 Ninja 600R | 85-87 | 18-2639 |
| ZX600B1 Ninja 600RX | 1987 | 18-2639 |
| ZX600C1~C10 Ninja 600R | 88-97 | 18-2639 |
| ZX600D1/D2/D3/D4 ZX-6 | 90-93 | 18-9337 |
| ZX600E1~E10 Ninja ZX-6 | 93-02 | 18-9337 |
| ZX600E11/E12 ZZR600 | 03-04 | 18-9337 |
| ZX600F1/F2/F3 Ninja ZX-6R | 95-97 | 18-9340 |
| ZX600G1/G2 Ninja ZX-6R | 98-99 | 18-5586 |
| ZX600J1/J2 Ninja ZX-6R | 00-01 | 18-5586 |
| ZN700A1/A2 LTD | 84-85 | 18-2452 |
| KZ750E1/E2/E3 | 80-82 | 18-2452 |
| KZ750H1/H2/H3/H4 LTD | 1983 | 18-2452 |
| KZ750H1/H2/H3/H4 LTD | 80-83 | 18-2452 |
| KZ750N1/N2 Spectre | 82-83 | 18-2452 |
| ZR750C1/C2/C3 ZR750 | 91-93 | 18-2639 |
| ZX750F1~F4 Ninja 750R | 87-90 | 18-2639 |
| ZX750H1/H2 Ninja ZX-7 | 89-90 | 18-9338 |
| ZX750J1/J2 Ninja ZX-7 | 91-92 | 18-9338 |
| ZX750L1/L2/L3 Ninja ZX-7 | 93-95 | 18-9338 |
| ZX750P1~P8 Ninja ZX-7R | 96-03 | 18-9338 |
| ZL900A1/A2 Eliminator | 85-86 | 18-2639 |
| ZX900A1/A2/A3 Ninja | 84-86 | 18-2639 |
| ZX900B1~B4 Ninja ZX-9R | 94-97 | 18-9338 |
| ZX900C1/C2 Ninja ZX-9R | 98-99 | 18-9339 |
| ZX900F1/F2 Ninja ZX-9R | 02-03 | 18-9339 |
| ZG1000A1~A20 Concours | 86-05 | 18-2639 |
| ZL1000A1 Eliminator | 1987 | 18-2639 |
| ZX1000A1/A2 Ninja 1000R | 86-87 | 18-2639 |
| ZX1000B1/B2/B3 Ninja ZX-10 | 88-90 | 18-9338 |
| ZR1100A1~A4 ZR1100 | 92-95 | 18-2639 |
| ZX1100C1~C4 Ninja ZX-11 | 90-93 | 18-9339 |
| ZX1100D1~D9 Ninja ZX-11 | 93-01 | 18-9339 |
| ZG1200A1 Voyager XII | 1986 | 18-2639 |
| ZG1200B1~B17 Voyager XII | 87-03 | 18-2639 |

SUZUKI Street

| | | |
|--|-------|----------------|
| GS500E | 89-00 | 18-9310 |
| GS500E | 04-06 | 18-5059 |
| GSF600S Bandit | 96-03 | 18-2639 |
| GSX-R600V/W/X/Y | 97-00 | 18-9308 |
| GSX600F Katana | 90-95 | 18-5060 |
| GSX600F Katana | 98-06 | 18-5061 |
| LS650 Savage | 96-01 | 18-5064 |
| SV650 | 99-02 | 18-5068 |
| GSX750F Katana | 98-06 | 18-5082 |
| GSX-R750L/M/N/WP/WR** | 91-95 | 18-9311 |
| **49 state only, not for California models. | | |
| GSX-R750T/V | 96-97 | 18-9308 |
| GSX1100F Katana | 88-93 | 18-9336 |
| GSX1100GM/GN/GP Shaft | 91-93 | 18-9310 |
| GSX-R1100WP/WR | 93-94 | 18-9327 |

18-9308 SUZUKI

SUZUKI Street

| | | |
|----------------------|-------|----------------|
| GSX-R1100WS/WT/WV/WW | 95-98 | 18-5090 |
| GSF1200 Bandit | 97-00 | 18-5090 |
| GSF1200 Bandit | 01-06 | 18-5082 |

YAMAHA Street

| | | |
|------------------------------|-------|----------------|
| XV535 Virago | 89-01 | 18-5148 |
| XJ550 Maxim/Seca | 81-83 | 18-5099 |
| FJ600L/LC/N/NC | 84-85 | 18-5105 |
| FZR600 | 89-99 | 18-5229 |
| YZF600R | 96-02 | 18-5578 |
| XJ650 Maxim/Seca | 80-83 | 18-5111 |
| XV650 V-Star | 97-06 | 18-5171 |
| XJ700N Maxim (Hitachi carbs) | 85-86 | 18-5111 |
| XJ750 Maxim/Seca | 82-83 | 18-5111 |
| XV750 Virago | 92-94 | 18-5185 |
| FZS1000 Fazer FZ1 | 01-05 | 18-5189 |
| YZF-R1 | 98-01 | 18-5582 |
| XV1100 Virago | 91-97 | 18-5185 |
| XVS1100 V-Star | 99-06 | 18-5192 |
| FJ1100 L/LC/N/NC | 84-87 | 18-5109 |
| FJ1200S/SC/T/TC | 86-87 | 18-5109 |
| FJ1200S/SC/T/TC | 88-92 | 18-5201 |
| VMX1200 V-Max | 86-07 | 18-5215 |

18-5111 YAMAHA

CARBURETOR CAP COVER GASKET

Fits Kawasaki & Suzuki VM Mikuni carbs.
Made in Japan. Sold pk/4.




KAWASAKI Street

| | | |
|------------------------|-----------|-------|
| 18-2668 | 16019-031 | |
| KZ650 | | 77-81 |
| KZ900A4/A5 | | 76-77 |
| KZ900B1 LTD | | 1976 |
| KZ1000A1/A2 | | 77-78 |
| KZ1000A3/A3A/A4 MKII | | 79-80 |
| KZ1000B1/B2/B3/B4 LTD | | 77-80 |
| KZ1000C1/C1A C4 Police | | 78-81 |
| KZ1000D1 Z1R | | 1978 |
| KZ1000D3 Z1R | | 1980 |
| KZ1000E1/E2 Shaft ST | | 79-80 |

SUZUKI Street

| | | |
|---------------------|-------------|-------|
| 18-2668 | 13266-43010 | |
| GS550B/C/EC/N/EN/LN | | 77-79 |
| GS750B/C/EC/N/EN/LN | | 77-79 |
| GS850GN | | 1979 |
| GS1000C/EC/N/EN | | 78-79 |



18-2575 HONDA

18-2590 SUZUKI

18-5230 YAMAHA

K&L CARBURETOR REPAIR KITS

Each kit contains all necessary gaskets, o-rings, float valve assembly or float needle and jets to rebuild one OEM carburetor body.

Made in Japan. IMPORTANT NOTE: Many kits have multiple applications but the jets and jet needles provided may not be the right sizes for the application. **Always check and verify all jet sizes before installation.**

HONDA Street

| | | |
|-----------------------------|-------|----------------|
| CB175K6/K7 Super Sport | 72-73 | 18-2412 |
| CL175K6/K7 Scrambler | 72-73 | 18-2412 |
| CB/CL350K/K1-K4/G | 68-73 | 18-2416 |
| CB350F/F1 (4-cylinder) | 72-74 | 18-2417 |
| CB360G (2-cylinder) | 1974 | 18-2418 |
| CB450K1-K4 Super Sport | 68-71 | 18-2419 |
| CL450K2/K3/K4 Scrambler | 69-71 | 18-2419 |
| CB500/K1/K2 (4 cylinder) | 71-73 | 18-2420 |
| CX500 | 78-79 | 18-2571 |
| CX500C Custom | 1979 | 18-2571 |
| CX500D Deluxe | 1979 | 18-2571 |
| CB550K0/K1 | 74-75 | 18-2422 |
| CB550K | 1976 | 18-2422 |
| CB650 (CV Carbs) | 81-82 | 18-2572 |
| CB750C Custom | 80-81 | 18-2554 |
| CB750K3/K4/K5 | 73-75 | 18-2421 |
| CB750K | 1979 | 18-2573 |
| CB750K | 80-82 | 18-2554 |
| CB750L LTD | 1979 | 18-2573 |
| CB900F Super Sport | 81-82 | 18-2574 |
| CBX1000 (six cylinder) | 81-82 | 18-2570 |
| GL1000 | 1975 | 18-2907 |
| GL1000 Goldwing | 1976 | 18-2910 |
| GL1000L Goldwing LTD | 1976 | 18-2910 |
| GL1000 Goldwing | 1977 | 18-2911 |
| GL1000 Goldwing | 78-79 | 18-2576 |
| GL1100 Goldwing | 80-83 | 18-2575 |
| GL1100A Goldwing Aspencade | 82-83 | 18-2575 |
| GL1100I Goldwing Interstate | 80-83 | 18-2575 |
| GL1200 Goldwing | 1984 | 18-4345 |
| GL1200A Goldwing Aspencade | 84-85 | 18-4345 |
| GL1200I Goldwing Interstate | 84-85 | 18-4345 |
| GL1500 Goldwing | 88-91 | 18-2688 |
| GL1500 Goldwing | 92-94 | 18-2689 |
| GL1500 Goldwing | 95-98 | 18-2690 |

NEEDLE CLIPS for KEIHING CARBS.
Made in Japan.
 Sold pk/100.
18-0015 Needle Clips

KAWASAKI Street

| | | |
|-------------------------------|-------|----------------|
| KZ400A2 | 1978 | 18-2447 |
| KZ400B1 | 1978 | 18-2447 |
| KZ400C1 | 1978 | 18-2447 |
| KZ400D4 | 1977 | 18-2447 |
| H1500/A/B/C (2-stroke triple) | 69-72 | 18-2449 |
| KZ550A1/A2/A3 | 80-82 | 18-2462 |
| KZ550C1/C2/C3/C4 LTD | 80-83 | 18-2462 |
| KZ550D1 GPz | 1981 | 18-2462 |
| KZ550F1/F2 Spectre & LTD | 83-84 | 18-2461 |
| KZ650B1/B2/B2A | 77-78 | 18-2429 |
| KZ650C1/C2 Custom | 77-78 | 18-2429 |
| KZ650D1/D1A SR | 1978 | 18-2429 |
| KZ700A1 | 1984 | 18-2902 |
| H2B/C-750 (2-stroke triple) | 74-75 | 18-2448 |
| KZ750B1/B2/B3/B4 (2 cyl.) | 76-79 | 18-2464 |
| KZ750R1 GPz | 1982 | 18-2902 |
| KZ750L3 | 1983 | 18-2902 |
| ZX750A1/A2/A3 GPz | 83-85 | 18-2902 |
| Z1/Z1A/Z1B-900 | 73-75 | 18-2451 |
| KZ900A4/A5 | 76-77 | 18-2453 |
| KZ900B1 LTD | 1976 | 18-2453 |
| KZ1000A1/A2 | 77-78 | 18-2608 |
| KZ1000A3 | 1979 | 18-2610 |
| KZ1000A4 | 1980 | 18-2611 |
| KZ1000B1/B2 LTD | 77-78 | 18-2608 |
| KZ1000B3 LTD | 1979 | 18-2610 |
| KZ1000B4 LTD | 1980 | 18-2611 |
| KZ1000C1/C1A Police | 1978 | 18-2608 |
| KZ1000C3/C4 Police | 80-81 | 18-2611 |
| KZ1000D3 Z1R | 1980 | 18-2611 |
| KZ1000E1/E2 Shaft ST | 79-80 | 18-2610 |
| KZ1000J1/J2 | 81-82 | 18-2436 |
| KZ1000K1/K2 LTD | 81-82 | 18-2436 |
| KZ1000M1/M2 LTD | 81-82 | 18-2436 |
| KZ1000R1/R2 Replica | 82-83 | 18-2436 |
| KZ1100A1/A2/A3 Shaft | 81-83 | 18-2900 |

SUZUKI Street

| | | |
|-----------------------|-------|----------------|
| GS550B/C/EC | 77-78 | 18-2585 |
| GS550ET/LT/LX/LZ | 80-82 | 18-2589 |
| GS550MZ | 1982 | 18-2589 |
| GS550TX | 1981 | 18-2589 |
| GS650GX/GZ/GD | 81-83 | 18-2584 |
| GS650GLX/GLZ/GLD | 81-83 | 18-2584 |
| GS650MD Katana | 1983 | 18-2584 |
| GT750L/M/A/B 2-stroke | 74-77 | 18-2465 |
| GS750B/C/EC/N/EN/LN | 77-79 | 18-2466 |
| GS750ET/EX/EZ | 80-82 | 18-2592 |
| GS750LT/LX | 80-81 | 18-2592 |
| GS750TZ/TD | 82-83 | 18-2592 |
| GS850GT/GX/GZ/GD | 80-83 | 18-2591 |
| GS850GLT/GLX/GLZ/GLD | 80-83 | 18-2591 |
| GS1000C/EC/N/EN | 78-79 | 18-2583 |
| GS1000GT/GLT/GX/GLX | 80-81 | 18-2582 |

SUZUKI Street

| | | |
|-----------------------|-------|----------------|
| GS1000ET/ST | 1980 | 18-2582 |
| GS1100ET/EX/EZ/ED/ESD | 80-83 | 18-2590 |
| GS1100GZ/GLZ/GD/GLD | 82-83 | 18-2590 |
| GS1100GKZ/GK2/GKD | 82-83 | 18-2590 |
| GS1100LT | 1980 | 18-2590 |

YAMAHA Street

| | | |
|-----------------------------|-------|----------------|
| RD350/A/B | 73-75 | 18-2445 |
| XS1/XS1B-650 | 70-71 | 18-2433 |
| XV700L/LC/N/NC Virago | 84-85 | 18-2414 |
| XV700S/SC/T/TC Virago | 86-87 | 18-2414 |
| XS750D/2D (triple) | 1977 | 18-2579 |
| XS750E/SE/F/SF (triple) | 78-79 | 18-2662 |
| XV750H/J/K Virago | 81-83 | 18-2577 |
| XV750MK Midnight Virago | 1983 | 18-2577 |
| XV750U/UC-G/GC Virago | 88-95 | 18-2599 |
| XV750H1/HC1/J1/JC1 Virago | 96-97 | 18-2599 |
| XS850G/H (triple) | 80-81 | 18-5112 |
| XS850LG/LH Midnight Special | 80-81 | 18-5112 |
| XS850SG/SH Special | 80-81 | 18-5112 |
| XV920J Virago | 1982 | 18-2578 |
| XV920RH/RJ | 81-82 | 18-2578 |
| XV1000L/LC/N/NC Virago | 84-85 | 18-5230 |
| XS1100E | 1978 | 18-2555 |
| XS1100SE Special | 1978 | 18-2555 |
| XS1100F | 1979 | 18-2581 |
| XS1100SF Special | 1979 | 18-2581 |
| XS1100LG/LH Special | 80-81 | 18-2606 |
| XS1100SG Special | 1980 | 18-2559 |
| XS1100SH Special | 1981 | 18-2606 |
| XV1100S/SC/T/TC Virago | 86-87 | 18-2409 |
| XV1100U/UC-L/LC Virago | 88-99 | 18-2596 |
| XV1100SH/SHC/SJ/SJC | 96-97 | 18-2596 |
| XV1100SK Virago | 1998 | 18-2596 |

FLOAT LEVEL GAUGE
 For measuring float level height between the float and carburetor gasket surface. Adjustable to fit most carburetors.
35-9123 Float Level Gauge

SHOP EQUIP & TOOLS

HARD PARTS

CARB & FUEL

IGNITION/ELECTRICAL

CONTROL

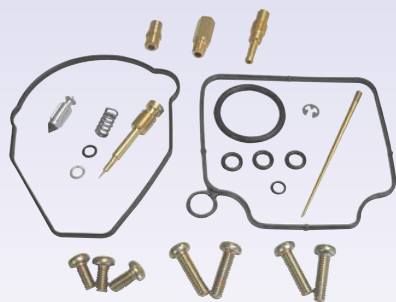
SUSPENSION

ACCESSORIES


ATV/OFFROAD CARBURETOR REPAIR KITS

SHOP EQUIP & TOOLS


HARD PARTS



18-9272



18-2685



18-2684

K&L ATV/OFF ROAD CARB REPAIR KITS

Each kit contains all necessary gaskets, o-rings, float valve assembly or float needle and jets to rebuild one OEM carburetor body. *Made in Japan.* Carb Repair kits with an asterisk (*) have no needle jet, jet needle, main jets or pilot jets in kit. **IMPORTANT NOTE:** Many kits have multiple applications the jets and jet needles provided may not be the right sizes for your application. **Always check and verify all jet sizes before installation. Note: Kit 18-2552 does not include Float Needle or Float Valve Assembly.**

CARB & FUEL

HONDA ATV

| | | |
|---|-------|---------|
| ATC70 | 78-85 | 00-2439 |
| ATC90 | 70-71 | 00-2440 |
| ATC90K1/K2/K3 | 72-75 | 00-2440 |
| ATC90 | 76-78 | 00-2440 |
| ATC110 | 79-83 | 00-2441 |
| ATC185 | 1980 | 00-2442 |
| ATC185S | 81-82 | 00-2442 |
| ATC185S | 1983 | 00-2443 |
| ATC200 | 1984 | 00-2443 |
| ATC200E Big Red | 82-83 | 00-2443 |
| ATC200M | 1983 | 00-2443 |
| ATC250ES Big Red | 86-87 | 18-2553 |
| ATC250SX | 86-87 | 18-2553 |
| TRX250 Fourtrax 250 | 86-87 | 18-2553 |
| FL250R Odyssey | 77-84 | 00-2438 |
| ATC350X | 1985 | 18-2446 |
| TRX250X Fourtrax 250X | 87-88 | 18-9271 |
| TRX250X Fourtrax 250X | 91-92 | 18-9271 |
| TRX300 Fourtrax 300 | 88-91 | 18-9270 |
| TRX300 Fourtrax 300 | 92-95 | 18-9304 |
| TRX300 Fourtrax 300 | 96-00 | 18-9304 |
| TRX300EX Fourtrax 300EX | 93-98 | 18-9272 |
| <i>Kit 18-9272 does not work on Calif. applications</i> | | |
| TRX300FW Fourtrax 300 4x4 | 88-91 | 18-9270 |
| TRX300FW Fourtrax 300 4x4 | 92-00 | 18-9304 |
| TRX350 Fourtrax 4x4 | 86-87 | 18-9307 |
| TRX350 Rancher | 00-03 | 18-0384 |
| TRX350D Fourtrax Foreman 4x4 | 87-89 | 18-9307 |
| TRX400EX Fourtrax 400EX | 99-00 | 18-9312 |
| TRX400EX Sportrax 400EX | 01-03 | 18-9312 |
| TRX400FW Fourtrax Foreman | 95-01 | 18-9305 |
| TRX450ES Fourtrax Foreman ES | 98-01 | 18-9313 |
| TRX450S Fourtrax Foreman S | 98-01 | 18-9313 |

HONDA Dual Sport/Offroad

| | | |
|---------------|-------|---------|
| Z-50A/AK1/AK2 | 68-71 | 18-2405 |
| XR75K1/K2 | 73-75 | 18-2406 |
| CT90K0 | 66-68 | 18-2408 |

KAWASAKI ATV

| | | |
|---------------------|-------|---------|
| KSF80A1/A2/A3 KFX80 | 03-05 | 18-9335 |
| KLF220A Bayou 4x4 | 88-97 | 18-9278 |

KAWASAKI ATV

| | | |
|------------------------------|-------|---------|
| KSF250A1~A16 Mojave | 87-02 | 18-2685 |
| KEF300A1~A7 Lakota 300* | 95-00 | 18-2639 |
| KEF300B1/B2/B3 Lakota Sport* | 01-03 | 18-2639 |
| KLF300A1/A2 Bayou* | 86-87 | 18-2639 |
| KLF300B1~B17 Bayou 300* | 88-04 | 18-2639 |
| KLF300C1~C16 Bayou 300 4x4* | 89-04 | 18-2639 |
| KVF300A1~A4 Prairie 300 4x4* | 99-02 | 18-2639 |
| KVF300B1~B4 Prairie* | 99-02 | 18-2639 |
| KVF360A1/A2 Prairie 360 4x4* | 03-04 | 18-2639 |
| KVF360B1/B2 Prairie 360* | 03-04 | 18-2639 |
| KVF360C1 Prairie 360* | 2003 | 18-2639 |
| 4x4 Advantage | | |
| KVF360C2 Prairie 360 4x4* | 2004 | 18-2639 |
| Hardwoods Green HD | | |
| KLF400 Bayou | 93-95 | 18-0385 |
| KLF400 Bayou | 96-99 | 18-0386 |
| KSF400A1/A2/A3 KFX400* | 03-05 | 18-9314 |

KAWASAKI Dual Sport/Offroad

| | | |
|--------------------------|-------|---------|
| KLX125A1/A2/A3 | 03-05 | 18-9329 |
| KLX125B1/B2/B3 | 03-05 | 18-9329 |
| KLX250D2/D3/D4* KLX250R* | 94-96 | 18-2639 |
| KLX300A2~A10 KLX300R* | 97-05 | 18-2639 |

MIKUNI

| | | |
|---|--|---------|
| TMX35/TMX38 Carbs* | | 18-2552 |
| <i>Note: 18-2552 has no jets, float needle or needle valve assembly * - O-Rings only.</i> | | |

POLARIS ATV

| | | |
|---------------------------|-------|---------|
| 250 Trail Boss | 89-99 | 18-0392 |
| 250 Trail Boss, 2x4, 4x4, | 89-93 | 18-0392 |
| 250 Trail Blazer | 90-95 | 18-0392 |
| 300, 2x4, 4x4 | 94-95 | 18-0393 |
| 300 Xplorer, Xpress | 96-99 | 18-0393 |
| 350 Trail Boss 2x4, 4x4 | 92-93 | 18-0396 |
| 350 Sportsman 4x4 | 1993 | 18-0396 |
| 400 2x4, 4x4 | 1994 | 18-0397 |
| 400 Sport | 94-95 | 18-0397 |
| 400 Sportsman 4x4 | 94-95 | 18-0397 |
| 400 Xplorer 4x4 | 1995 | 18-0397 |

SUZUKI ATV

| | | |
|-----------------------------|-------|---------|
| LT80T/U/W/X/Y Quadrunner | 96-00 | 18-9335 |
| LT80K1/K2/K3/K4 Quadrunner | 01-04 | 18-9335 |
| LTF230G/H | 86-87 | 18-2679 |
| LTF230GEF/GEG Quadrunner | 85-86 | 18-2679 |
| LT230EH/EJ | 87-88 | 18-2679 |
| LTF250 LT4WD | 90-96 | 18-0387 |
| LT4WD King Quad | 91-98 | 18-0388 |
| LT250RF/RG/RH/RJ* Quadracer | 85-88 | 18-2437 |
| LT250RK/RL/RM/RN* | 89-92 | 18-2437 |
| LT-Z400K3/K4/K5 QuadSport* | 03-05 | 18-9314 |

SUZUKI Offroad

| | | |
|--------------------|-------|---------|
| DR-Z125K3/K4/K5 | 03-05 | 18-9329 |
| DR-Z125LK3/LK4/LK5 | 03-05 | 18-9329 |
| RM125E/F/G* | 84-86 | 18-2437 |
| RM125K/L/M/N/P* | 89-93 | 18-2552 |
| RM250K/L/M/N* | 89-92 | 18-2552 |
| RMX250K/L/M/N* | 89-92 | 18-2552 |

YAMAHA ATV

| | | |
|----------------------------|-------|---------|
| YFS200 Blaster | 88-05 | 18-2658 |
| YFB250D/E/F/G/H Timberwolf | 92-95 | 18-2686 |
| YFB250UH/UJ/UK Timberwolf | 96-98 | 18-2686 |
| YFB250FWF/FWG/FWH | 94-96 | 18-2686 |
| YFB250FWJ/FWK Timberwolf | 97-98 | 18-2686 |
| YFB250FWL/FWM Timberwolf | 99-00 | 18-2686 |
| YFM250W/A/B Moto-4 | 89-91 | 18-2686 |
| YFM350ERT Moto-4 | 1987 | 18-2684 |
| YFM350S/RT Raptor 350* | 04-05 | 18-9314 |
| YFM350X Warrior | 88-02 | 18-0389 |
| YFZ350T~T Banshee | 87-05 | 18-2691 |

Note: No main jets or pilot jets in YFZ 350 Banshee Carb Kit.

| | | |
|----------------------|-------|---------|
| YFM400FWE/FWF Kodiak | 93-94 | 18-2684 |
| YFM400FWG Kodiak | 1995 | 18-2684 |

YAMAHA Offroad

| | | |
|-----------------------|-------|---------|
| TT125RM/RMC | 2000 | 18-9329 |
| TT-R125LWM/N/LN/P/LPC | 00-02 | 18-9329 |
| TT-R125ER/ES/ET | 03-05 | 18-9329 |
| TT-R125LR/LER/LS/LES | 03-04 | 18-9329 |
| TT-R125LT/LET | 2005 | 18-9329 |
| YZ125W/A/B/D1/E1* | 89-93 | 18-2552 |
| YZ250W/A/B/D1/E1* | 89-93 | 18-2552 |
| YZ250WRW/WRA* | 89-90 | 18-2552 |
| WR250ZB* | 1991 | 18-2552 |

Tool Up for Profit™

Toll Free: 800-727-6767 www.klsupply.com

ACCESSORIES

SUSPENSION

CONTROL

IGNITION/ELECTRICAL

ATV/OFFROAD ECONOMY CARB REPAIR KITS

Each kit contains float bowl gasket or float bowl o-ring, float needle or float valve assembly and o-rings to rebuild one OEM carburetor body. New additions. **Made in Japan.**

Available for the following applications:

POLARIS

- 18-9386** 3 Piece Set 313002 (Float Bowl Gasket), 3130360 (Screw-in Needle Valve Set) and 313001 (Washer for Needle Valve Set)
Use on Polaris applications with round slide VM34 Mikuni Carb

YAMAHA

- 18-9343** YFM350F Wolverine 96-05
18-9358 YFM400 Kodiak, Big Bear 00-05
YFM350 Bruin 04-05
YYFM450F Kodiak 03-05
18-9344 YFM660R Raptor 660R 01-06
18-9387 YFM600F Grizzly 98-01
18-9353 YFM660F Grizzly 02-06




K&L KEIHIN CARBURETOR "U-RING" SHOP KIT

Flat on one side, round on the other.

Honda and Kawasaki Keihin Carbs. **Made in Japan.** Sold pk/25.

- 18-4647** Keihin Carb Shop U-Ring Kit
Kit includes the following: (one pack each part number)
18-4642 Keihin "U-Ring" square shape
18-4643 Keihin "U-Ring" 2 x 3 x 5.2mm - Air Cut-Off Valve Cover
18-4644 Keihin "U-Ring" 4 x 6.3 x 2mm
18-4645 Keihin "U-Ring" 6.5 x 9.5 x 3mm



K&L CARB RUBBER PASSAGE PLUG

K&L Supply offers this inexpensive plug as an individual replacement. **Made in Japan.** Sold pk/4.

Note: Honda OEM reference part number listed is for complete kit

HONDA

- 18-4688** 16010-371-004 (plug only) 75-79
GL1000/L Goldwing
18-4690 16010-425-671 (plug only)
16010-461-781 (plug only)
16010-469-004 (plug only)
CB750, 900, 1000 CBX 79-83


SUZUKI

- 18-4689** 13357-44080
GN125, 400 Singles, All 82-95
GS Series, including: 450, 500,
550, 650, 700, 750, 850, 1000, 1100,
1150, Shaft & Chain Drive. 80-86

YAMAHA

- 18-4689** 3F7-14991-00-00 80-81
XS650G/H Special II
XS650SG/SH Special 80-81
XS650SJ/SK Heritage 82-83
XS1100G/H 80-81
XS1100LG/LH 80-81
XS1100SG/SH Special 80-81

11-4972



18-4622
O-Rings only

K&L KEIHIN CARBURETOR O-RING SHOP KIT


Made in Japan. Note: Crossover tube shown not available.

Measurements given are inner diameter x thickness

- 18-4600** Keihin Carb Shop O-Ring Kit
Kit includes the following: (one pack each part number)
18-4601 Carb O-Ring 2.8mm I.D. x 1.9mm thick-pk/25
18-4602 Carb O-Ring 5.7mm I.D. x 1.3mm thick-pk/25
18-4603 Carb O-Ring 4.47mm I.D. x 1.78mm thick-pk/25
18-4604 Carb O-Ring 3.2mm I.D. x 1.1mm thick-pk/25
18-4609 Carb O-Ring 4.2mm I.D. x 1.1mm thick-pk/25
18-4613 Carb O-Ring 5.0mm I.D. x 1.3mm thick-pk/25
18-4617 Carb O-Ring 2.8mm I.D. x 1.3mm thick-pk/25
18-4619 Carb O-Ring 2.8mm I.D. x 1.2mm thick-pk/25
18-4622 Carb O-Ring 5.8mm I.D. x 1.9mm thick-pk/25
18-4623 Carb O-Ring 6.9mm I.D. x 1.3mm thick-pk/25
18-4624 Carb O-Ring 4.8mm I.D. x 1.9mm thick-pk/25
18-4688 Carb Passage Rubber Plug for GL1000 -pk/4
18-4690 Carb Passage Rubber Plug for CB750K-pk/4
18-0055 Mixture Screw Washers, 1mm x 3mm x 5mm-pk/50
18-0015 Needle Clips-pk/100

KEIHIN O-RINGS Not in kit.

- 18-4626** Carb O-Ring 4.2mm I.D. x 1.3mm thick-pk/25
18-4641 Carb O-Ring 18.6mm I.D. x 2.4mm thick-pk/25



K&L MIKUNI CARBURETOR O-RING SHOP KIT

Made in Japan.

Measurements given are inner diameter x thickness

- 18-4605** Mikuni Carb Shop O-Ring Kit
Kit includes the following: (one pack each part number)
18-4630 Carb O-Ring 4.0mm I.D. x 1.0mm thick-pk/25
18-4631 Carb O-Ring 7.5mm I.D. x 1.5mm thick-pk/25
18-4632 Carb O-Ring 3.0mm I.D. x 1.0mm thick-pk/25
18-4602 Carb O-Ring 5.7mm I.D. x 1.3mm thick-pk/25
18-4634 Carb O-Ring 3.7mm I.D. x 1.8 mm thick-pk/25
18-4635 Carb O-Ring 4.8mm I.D. x 1.9mm thick-pk/25
18-4636 Carb O-Ring 2.4mm I.D. x 1.6mm thick-pk/25
18-4637 Carb O-Ring 10.2mm I.D. x 1.4mm thick-pk/25
18-4638 Carb O-Ring 6.6mm I.D. x 1.5mm thick-pk/25
18-4639 Carb O-Ring 2.7mm I.D. x 2.0mm thick-pk/25
18-4689 Carb Passage Rubber Plug for Suzuki & Yamaha-pk/4

SHOP EQUIP & TOOLS

HARD PARTS

CARB & FUEL

IGNITION/ELECTRICAL

CONTROL

SUSPENSION

ACCESSORIES

SHOP EQUIP & TOOLS

HARD PARTS

CARB & FUEL

IGNITION/ELECTRICAL

CONTROL

SUSPENSION

ACCESSORIES



MOTION PRO YAMAHA BANSHEE/BLASTER IDLE KIT

Kit includes drill bit, taper thread tap, 2 idle screws with lock nuts and installation instructions. Installs a standard Mikuni idle adjuster into Yamaha YFS200 Blaster and YFZ350 Banshee.


- 18-0017** 08-0045 Banshee/Blaster Idle Kit
- 18-0019** 01-0026 Banshee/Blaster Idle Screw with Nut only



18-0020



18-0021



18-0025

MOTION PRO MIKUNI CAP AND ACCESSORIES

- 18-0020** Standard type cap for most Mikuni VM26-34 mm carburetors
Sold each.
- 18-0021** Cable Adjuster
Sold pk/10.
- 18-0025** Adapter
Sold pk/10.



18-2645



18-2646

K&L FUEL MIXTURE SCREWS for SUZUKI MIKUNI BS SERIES CARBS

Mixture screws for Suzuki GS series carburetors. (CV Carbs)
Each mixture screw includes o-ring, washer and aluminum plug.
Made in Japan. Sold each.

- 18-2645** FA-1 6 x 0.5mm x 20.60mm GS750/GS850/GS1000
- 18-2646** FA-2 6 x 0.5mm x 22.00mm GS1000/GS1100/GS1150



K&L MIXTURE SCREW WASHERS for KEIHIN CARBS

Made in Japan. Sold pk/50.

- 18-0055** Mixture Screw Washers: 1 x 3 x 5mm



18-4662

18-4664


18-4663 & 18-4678

18-4665

GENUINE MIKUNI FLOAT VALVE ASSEMBLY

Made in Japan. Sold each.

| P/N | SIZE | APPLICATION |
|----------------|-----------------|---|
| 18-4662 | VM26/26-(1.5) | 20mm-30mm Flange, 26 & 28mm Spigot, BN38 & 44mm Watercraft. |
| 18-4674 | VM26/26-(2.0) | 20mm-30mm Flange, 26 & 28mm Spigot, BN38 & 44mm Watercraft. |
| 18-4675 | VM26/26-(2.5) | 20mm-30mm Flange, 26 & 28mm Spigot, BN38 & 44mm Watercraft. |
| 18-4663 | VM28/163-(1.5) | 32mm & 34mm Flange & 30mm-44mm Spigot. |
| 18-4678 | VM28/163-(2.5) | 32mm & 34mm Flange & 30mm-44mm Spigot. |
| 18-4664 | 786-46001-(1.5) | TM32, 34, 36, 38 Flat, 39 Pro and 41 Pro. |
| 18-4683 | 786-46001-(3.3) | TM32, 34, 36, 38 Flat, 39 Pro and 41 Pro. |
| 18-4665 | 786-36004-(3.5) | TMX35/38 Yamaha YZ/Suzuki RM |

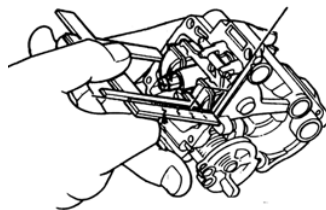


GENUINE MIKUNI FLOAT VALVE FILTER SCREEN

Made in Japan. Sold each. Fits OEM float valve assembly.

NOTE: Filter screen only, float valve assembly not included.

- 18-2620** Kawasaki 14043-1010
Suzuki 13376-19F00
Yamaha 1J7-14994-00-00



FLOAT LEVEL GAUGE

For measuring float level height between the float and carburetor gasket surface. Adjustable to fit most carburetors.

- 35-9123** YE-23550 Float Level Gauge



FUEL LEVEL GAUGE

For measuring fuel level on Yamaha applications.

- 35-8395** YM-01312-A Fuel Level Gauge (Float Bowl not included)



18-8944



18-8943



18-8977



18-8953



18-4614



18-8937



18-4651

K&L FLOAT NEEDLES (only)

Made in Japan. Sold pk/5, pk/6, and each where indicated.

NOTE: See applications on page 224-232.

HITACHI

| K&L P/N Qt | Application | OEM Reference P/N | Notes |
|--------------|-------------|---|---------|
| 18-8943 pk/5 | Yamaha | 3J3-W1496-20-00 10L-14390-02-00 42H-14390-00-00 | Keyster |

KEIHIN

| | | | |
|--------------|----------|----------------------------|------------|
| 18-4761 pk/5 | Honda | 16155-MN9-004 | Keyster |
| 18-4608 pk/5 | Honda | 16155-883-005 | Keyster |
| 18-4612 pk/5 | Honda | 16011-147-305 | Keyster |
| 18-4618 pk/5 | Honda | 16155-397-971 | Keyster |
| 18-4766 pk/5 | Honda | 16011-881-741 | Keyster |
| 18-8953 pk/6 | Honda | 16011-382-004 | Keyster |
| 18-4769 pk/5 | Honda | GL1500 Goldwing | Keyster |
| 18-8953 pk/6 | Kawasaki | 16030-1007 | — |
| 18-8954 pk/6 | Honda | 16155-371-014 | — |
| 18-8955 pk/6 | Honda | 16155-413-751 | — |
| 18-8984 each | Honda | 16011-HA2-671 | OEM Keihin |
| | Suzuki | 13370-28E00 | |
| 18-8977 each | Kawasaki | 16030-1057 | OEM Keihin |
| | Suzuki | 13370-43D30 K1603-01057 | |
| | Triumph | T1241033 | |
| | Yamaha | 4MX-14392-00-00 | |

MIKUNI

| | | | |
|--------------|----------|---|---|
| 18-8942 pk/5 | Yamaha | 3H1-14190-28-00 2H0-14190-28-00 2H0-14190-20-00 | — |
| 18-8944 pk/5 | Suzuki | 13250-17C00, 13250-20C00 13250-40C00 | — |
| | Yamaha | 1FN-14107-12-00 1FN-14107-15-00 3HH-14107-10-00 1UY-14107-25-00 25G-14107-20-00 25G-14107-23-00 3GM-14107-17-00 3CF-14107-12-00 3CF-14107-15-00 | |
| 18-8956 pk/6 | Kawasaki | 16030-027 | — |
| | Suzuki | 13370-45010 | |
| | Yamaha | 1J7-14190-20-00 | |
| 18-8957 pk/6 | Kawasaki | 16030-1016 | — |
| | Suzuki | 13370-44500 | |
| | Yamaha | 11H-14107-18-00 11H-14107-20-00 12R-14107-20-00 | |

TEKEI (TK)

| | | | |
|--------------|--------|-----------------|---|
| 18-8935 pk/5 | Yamaha | 1JK-14107-01-00 | — |
| 18-8940 pk/5 | Yamaha | 2JN-14107-00-00 | — |

K&L FLOAT VALVE ASSEMBLIES

K&L carries both OEM and *Keyster (aftermarket) replacement Float Valve Assemblies. Made in Japan. Sold each.

NOTE: See applications on page 224-231.

HITACHI

| K&L P/N | Application | OEM Reference P/N | Notes |
|---------|-------------|-------------------|---------|
| 18-8937 | Yamaha | 10L-14390-02-00 | Keyster |

KEIHIN

| | | | |
|---------|-------|---------------|---------|
| 18-4614 | Honda | 16011-MB1-671 | Keyster |
| 18-4616 | Honda | 16011-MR6-671 | Keyster |
| 18-4620 | Honda | 16011-355-004 | Keyster |
| 18-4762 | Honda | 16011-329-004 | Keyster |
| 18-4764 | Honda | 16011-051-004 | Keyster |

MIKUNI

| | | | |
|---------|-------------|--------------------------|------------|
| 18-4651 | Yamaha | 25G-14107-20-00 | OEM Mikuni |
| 18-4665 | Suzuki | 13370-26C00 | OEM Mikuni |
| 18-4665 | Yamaha | 3JD-14107-35-00 | OEM Mikuni |
| 18-4666 | Suzuki | 13370-44500 | OEM Mikuni |
| 18-4666 | Yamaha | 11H-14107-20-00 | OEM Mikuni |
| 18-4670 | Suzuki | 13370-45010 | OEM Mikuni |
| 18-4670 | Kawasaki | 16030-027 | OEM Mikuni |
| 18-4606 | Suzuki | 13370-24400 | OEM Mikuni |
| 18-4607 | Suzuki | 13370-43250, 13370-19B00 | OEM Mikuni |
| 18-4607 | Kawasaki | 16030-1066 | OEM Mikuni |
| 18-4693 | Yamaha | 1UY-14107-25-00 | OEM Mikuni |
| 18-4695 | Yamaha | 21V-14190-18-00 | OEM Mikuni |
| 18-4698 | Yamaha | 2MA-14107-28-00 | OEM Mikuni |
| 18-4699 | Yamaha | 1UA-14190-28-00 | OEM Mikuni |
| 18-4671 | Kawasaki | 16030-1016 | Napco |
| 18-4673 | Kawasaki | 16030-026 | OEM Mikuni |
| 18-4673 | Suzuki | 13372-31210 | OEM Mikuni |
| 18-4673 | Yamaha | 1J7-14190-20-00 | OEM Mikuni |
| 18-4674 | Yamaha | 6K8-14916-20-00 | OEM Mikuni |
| 18-4674 | Kawasaki | 16030-001 | OEM Mikuni |
| 18-4675 | Kawasaki | 16030-005 | OEM Mikuni |
| 18-4705 | Suzuki | 13370-46E00 | Keyster |
| 18-4757 | Yamaha | 1FK-14190-15-00 | Keyster |
| 18-4709 | Suzuki | 13370-44B00 | Keyster |
| 18-4760 | Yamaha | 25G-14107-23-00 | Keyster |
| 18-4711 | Suzuki | 13370-38B00 | Keyster |
| 18-4758 | Yamaha | 3CF-14107-15-00 | Keyster |
| 18-4727 | Suzuki | 13370-46E20 | Keyster |
| 18-4729 | Suzuki | 13370-48B00 | Keyster |
| 18-4709 | Suzuki | 13370-02D00 | Keyster |
| 18-4683 | Kawasaki | 16030-1020 | OEM Mikuni |
| 18-4683 | Suzuki | 14470-14300 | OEM Mikuni |
| 18-9242 | Polaris ATV | 313036 | Keyster |
| 18-9249 | Yamaha | 4WV-14190-28-00 | Keyster |
| 18-9255 | Yamaha | 4SV-14907-20-00 | Keyster |

TK (Tekei)

| | | | |
|---------|----------|------------|---------|
| 18-4621 | Kawasaki | 16030-1009 | Keyster |
| 18-4625 | Kawasaki | 16030-1024 | Napco |



K&L HONDA SHOP FLOAT NEEDLE KIT

Kit contains six different float needles. Comes with plastic storage box.
18-8986 Honda Keihin Shop Float Needle Kit.

REPLACEMENT KEIHIN TYPE FLOAT NEEDLES FOR KIT

Rubber Viton tip float needle. *Made in Japan.*

| | | | |
|----------------|----------------------|----------------|----------------------|
| 18-8953 | 16011-382-004 (pk/6) | 18-4608 | 16155-883-005 (pk/5) |
| 18-8954 | 16155-371-305 (pk/6) | 18-4612 | 16011-147-305 (pk/5) |
| 18-8955 | 16155-413-751 (pk/6) | 18-4618 | 16155-397-971 (pk/5) |

K&L KAWASAKI/SUZUKI SHOP FLOAT NEEDLE KIT

Kit contains four different float needles. Comes with plastic storage box.
18-8987 Mikuni Shop Float Needle Kit

REPLACEMENT MIKUNI TYPE FLOAT NEEDLES FOR KIT

| | |
|----------------|--|
| 18-8956 | Metal Tip Needle (pk/6) Kawasaki 16030-027, Suzuki 13370-45010, |
| 18-8957 | Metal Tip Needle (pk/6) Kawasaki 16030-1016, Suzuki 13370-44500, |
| 18-8944 | Rubber Tip Needle (pk/5) Suzuki-13250-17C00, 13250-20C00, 13250-40C00 |

REPLACEMENT KEIHIN TYPE FLOAT NEEDLES FOR KIT

| | |
|----------------|---|
| 18-8953 | Rubber Tip Needle (pk/6) Kawasaki-16030-1007, Suzuki 13370-26E00 |
|----------------|---|



K&L YAMAHA SHOP FLOAT NEEDLE KIT

Kit contains seven different float needles.
 Comes with plastic storage box.

18-8974 Yamaha Shop Float Needle Kit

REPLACEMENT FLOAT NEEDLES FOR KIT

HITACHI

| | |
|----------------|---|
| 18-8943 | 3J3-W1496-20-00, 42H-14390-00-00, 10L-14390-02-00 (pk/5) |
|----------------|---|

MIKUNI

| | |
|----------------|--|
| 18-8942 | Rubber Tip Needle (pk/5) 3H1-14190-28-00, 2H0-14190-28-00, 2H0-14190-20-00 |
| 18-8944 | Rubber Tip Needle (pk/5) 1FN-14107-12-00, 1FN-14107-15-00, 3HH-14107-10-00, 1UY-14107-, 25G-14107-20-00, 25G-14107-23-00, 3GM-14107-17-00, 3CF-14107-12-00, 3CF-14107-15-00 |
| 18-8956 | Metal Tip Needle (pk/6) 1J7-14190-20-00 |
| 18-8957 | Metal Tip Needle (pk/6) 11H-14107-18-00, 11H-14107-20-00, 12R-14107-20-00 |

TEKEI (TK)

| | |
|----------------|--|
| 18-8935 | Rubber Tip Needle-1JK-14107-01-00 (pk/5) |
| 18-8940 | Rubber Tip Needle-2JN-14107-00-00 (pk/5) |

K&L KEIHIN SHOP FLOAT NEEDLE KIT

Kit contains three different float needles: K1, K2 and K3.
 Includes six of each needle in a plastic storage box.

18-8913 Keihin Shop Float Needle Kit

REPLACEMENT KEIHIN TYPE FLOAT NEEDLES FOR KIT

Rubber Viton tip float needle. *Made in Japan.* Sold pk/6.

| | | | |
|----------------|--------------------|----------------|--------------------|
| 18-8953 | K1 - 16011-382-004 | 18-8954 | K2 - 16155-371-305 |
| 18-8955 | K3 - 16155-413-751 | | |

K&L MIKUNI SHOP FLOAT NEEDLE KIT

Kit contains two different float needles, 12 each of
 M1 and M2 needles. Comes in plastic storage box.

18-8914 Mikuni Shop Float Needle Kit

REPLACEMENT MIKUNI TYPE FLOAT NEEDLES FOR KIT

Metal tip float needle. *Made in Japan.* Sold pk/6.

| | |
|----------------|--|
| 18-8956 | M1 - Kaw. 16030-027, Suz. 11370-45010, Yam. 1J7-14190-20-00 |
| 18-8957 | M2 - Kaw. 16030-1016, Suz.11370-44500, Yam. 25G-14107-20-00 |



K&L CARB SHOP REPAIR ASSORTMENT KIT

This kit includes one pack each of items listed below, in a plastic storage box.

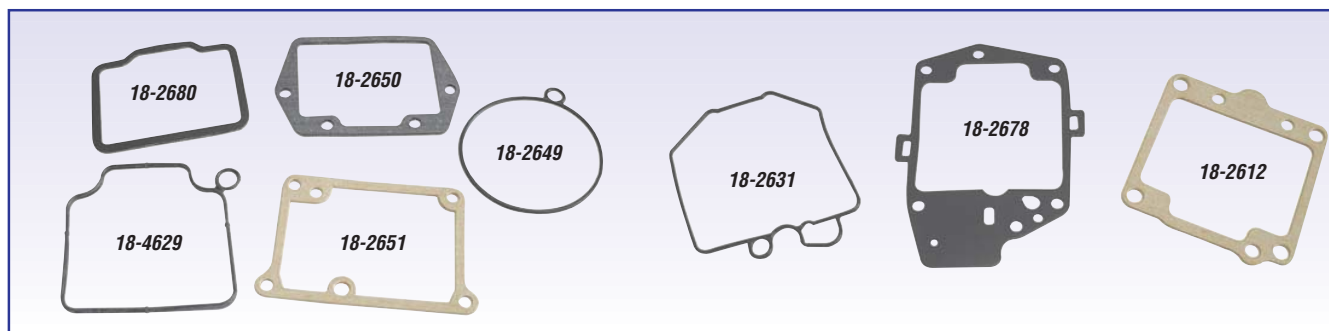
| | |
|----------------|--------------------------------------|
| 18-5612 | Carb Shop Repair Assortment Kit |
| 33-3962 | Spring Action Hose Clamps 13mm pk/5. |
| 11-4972 | Carb Holder Rubber Plug pk/5 |

Replacement Fuel & Vacuum Hose Clips pk/10

| | | | | | |
|----------------|-----|----------------|------|----------------|------|
| 33-3922 | 6mm | 33-3925 | 9mm | 33-3927 | 13mm |
| 33-3923 | 7mm | 33-3926 | 11mm | 33-3928 | 15mm |
| 33-3924 | 8mm | | | | |

Phillips Screws pk/25. Mikuni type Float Needles, Metal tip. pk/6

| | | | |
|----------------|--------|---|----|
| 33-7821 | 4x12mm | | |
| 33-7822 | 4x14mm | 18-8956 | M1 |
| 33-7823 | 4x16mm | 18-8957 | M2 |
| 33-7824 | 5x12mm | Keihin type Float Needles, Rubber tip. pk/6 | |
| 33-7825 | 5x14mm | 18-8953 | K1 |
| 33-7826 | 5x16mm | 18-8954 | K2 |
| | | 18-8955 | K3 |



FLOAT BOWL GASKETS

Made in Japan. Sold pk/4. **NOTE: See applications on page 226-232.**

| HONDA | |
|----------|---------------------------------------|
| P/N | OEM Reference or Application |
| 18-2650 | CT70 before 1980 |
| 18-2680 | CB/CL/SL100 & CB/CL125 early |
| 18-2674 | CB750 (early SOHC) 69-75 |
| 18-2695 | GL1000 Goldwing |
| KAWASAKI | |
| 18-2667 | 16019-008 |
| 18-2612 | 11009-1241-(11060-1607) |
| 18-2613 | 16019-029 |
| 18-2614 | 11009-1563 |
| 18-2623 | 11009-1562 with accelerator pump hole |
| 18-2674 | 11009-1028 |
| 18-2651 | 11009-1147 |
| 18-2660 | 11009-1676 |
| 18-2677 | 92055-1426 |
| MIKUNI | |
| 18-2667 | VM28/18 |
| POLARIS | |
| 18-2667 | 3130020 |
| SUZUKI | |
| 18-2613 | 13251-31210 |
| 18-2667 | 13251-33110 |
| 18-2617 | 13251-38300 |
| 18-2614 | 13251-43010 |
| | 13251-47010 |
| 18-2612 | 13251-44080-H17 |
| | 13251-44080 |
| YAMAHA | |
| 18-2617 | 2A2-14984-01-00 |
| 18-2696 | 3CF-14984-01-00 |
| 18-2612 | 3F7-14984-00-00 |
| 18-2622 | 3J3-14984-00-00 |
| 18-2635 | 3XW-14984-00-00 |
| | 12R-14984-00-00 |
| 18-2615 | 4G0-14984-00-00 |
| 18-2619 | 4H7-14984-01-00 |
| 18-2624 | 4X7-14984-01-00 |
| 18-8994 | 10L-14984-01-00 |
| 18-2613 | 256-14984-00-00 |
| 18-2651 | 304-14184-00-00 |
| 18-2660 | 24W-14184-00-00 |
| 18-2667 | 168-14184-00-00 |

FLOAT BOWL O-RINGS

Made in Japan. Sold pk/4. **NOTE: See applications on page 226-232.**

| HONDA | |
|----------|--|
| P/N | OEM Reference or Application |
| 18-2649 | C70/CT70 after 1980 |
| 18-8985 | MT125R |
| 18-2681 | CM185/200T Twinstar (New-Preformed Style) |
| 18-4629 | CB250 Nighthawk |
| 18-2634 | XL250/K Motorsport |
| 18-2636 | CB550K |
| 18-2666 | CB550SC/CB700SC Nighthawk |
| | VT600C Shadow (after 1999) |
| 18-2675 | VF750F & GL1200/1500 Goldwing |
| 18-2631 | CB750C/F/K/SC 79-83 & GL1100 Goldwing |
| KAWASAKI | |
| 18-8985 | 11009-1716 |
| 18-2649 | 11060-1700 |
| 18-2634 | 16019-024, KZ750 4-cylinder |
| 18-4770 | 92055-1128 |
| 18-2676 | 92055-1222 |
| 18-2677 | 92055-1426 |
| 18-4646 | 92055-S058 |
| KEIHIN | |
| 18-8985 | PJ/PWK35/36/38/38mm carbs |
| KTM | |
| 18-8985 | Late model 250/300/360SX/MXC/EXC |
| | PJ/PWK35/36/38/38mm carbs, up to year 2000 |
| SUZUKI | |
| 18-2676 | 13258-26E00, GSF600 Bandit |
| 18-8985 | 13696-28E00 |
| 18-2649 | K1106-01700 |
| 18-4646 | 13370-04F00 |
| YAMAHA | |
| 18-8992 | 1FN-14147-00-00 |
| 18-8996 | 1HX-14147-00-00 |
| 18-4628 | 1UY-14147-00-00 |
| 18-2677 | 4JH-14984-00-00, YZF600R |
| 18-4773 | 5Y1-14384-00-00, SRX600S/SC |
| 18-4774 | 30X-14384-00-00 |
| 18-2634 | 93210-67232-00-00 |
| 18-4646 | 5DM-14561-00-00 |

CARBURETOR FLOAT BOWL SCREWS

Phillips head. Zinc plated w/ washers **Made in Japan.** Sold pk/25. Available in the following sizes:

| | | | |
|---------|--------|---------|--------|
| 33-7821 | 4x12mm | 33-7824 | 5x12mm |
| 33-7822 | 4x14mm | 33-7825 | 5x14mm |
| 33-7823 | 4x16mm | 33-7826 | 5x16mm |

Toll Free: 1-800-727-6767

www.klsupply.com

SHOP EQUIP & TOOLS

HARD PARTS

CARB & FUEL

IGNITION/ELECTRICAL

CONTROL

SUSPENSION

ACCESSORIES

APPLICATION CHART

| HONDA Street | | | | |
|---|-------------|---------------------|------------------------|-------------------------------|
| <i>Note: Float Needles *-sold each, x-sold pk/6, no mark-pk/5</i> | | | | |
| Application | Year | Float Needle | Fit. Valve Assy | Float Bowl Gskt/O-Ring |
| MB5-50 | 1982 | 18-4608 | — | — |
| NA50 Express II | 79-81 | 18-4608 | — | — |
| NB50 | 1986 | 18-4608 | — | — |
| NC50 Express(up to eng.PA08BA) | 77-78 | 18-4612 | — | — |
| NC50 Express(from eng.PA08BB) | 78-83 | 18-4608 | — | — |
| NB50M | 83-85 | 18-4608 | — | — |
| NN50MD | 1984 | 18-4608 | — | — |
| NQ50 | 84-85 | 18-4608 | — | — |
| NS50F | 1990 | 18-4608 | — | — |
| NU50 Urban Express & Deluxe | 82-83 | 18-4608 | — | — |
| NX50M Express SR | 81-82 | 18-4608 | — | — |
| PA50I/II Moped | 1978 | 18-4612 | — | — |
| PA50I/II Moped | 79-83 | 18-4608 | — | — |
| SA50 & SB50/P | 88-90 | 18-4608 | — | — |
| C70 Passport | 80-83 | 18-4608 | — | 18-2649 |
| CT70H/HK1 Trail 70H | 70-73 | — | 18-4764 | 18-2650 |
| CT70K1/K2/K3/K4 Trail 70 | 72-75 | — | 18-4764 | 18-2650 |
| CT70 Trail 70 | 76-77 | — | 18-4764 | 18-2650 |
| CT70 Trail 70 | 78-79 | 18-4608 | — | — |
| CT70 Trail 70 | 80-82 | 18-4608 | — | 18-2649 |
| CT70 | 91-94 | — | — | 18-2649 |
| CH80 | 85-91 | 18-4608 | — | — |
| NH80/MD | 83-85 | 18-4608 | — | — |
| CT90K1/K2/K3/K4 Trail 90 | 69-73 | — | 18-4620 | 18-2650 |
| CT90K5/K6 Trail 90 | 74-75 | — | 18-4620 | 18-2650 |
| CT90 Trail 90 | 76-77 | — | 18-4620 | 18-2650 |
| CT90 Trail 90 | 78-79 | 18-4608 | — | 18-2649 |
| ST90/K1/K2 Trailsport 90 | 73-75 | — | 18-4620 | 18-2650 |
| CB100/K1/K2 Super Sport 100 | 70-72 | — | — | 18-2680 |
| CL100/K1/K2 Scrambler 100 | 70-72 | — | — | 18-2680 |
| CL100S/S2/S3 Scrambler 100S | 71-73 | — | — | 18-2680 |
| SL100/K1/K2/K3 Motosport 100 | 70-73 | — | — | 18-2680 |
| XL100/K1 | 74-75 | — | — | 18-2680 |
| XL100 | 1976 | — | — | 18-2680 |
| XL100 | 77-78 | 18-8953x | — | 18-2681 |
| XL100S | 79-85 | 18-8953x | — | 18-2681 |
| CT110 Trail 110 | 80-84 | 18-4608 | — | — |
| CT110 Trail 110 | 1986 | 18-4608 | — | — |
| CB125S1/S2 | 74-75 | — | — | 18-2680 |
| CB125S Scrambler | 1976 | — | — | 18-2680 |
| CB125S | 78-82 | 18-8953x | — | — |
| CB125S | 84-85 | 18-4618 | — | — |
| CB125TT | 1990 | 18-8955x | — | — |
| CH125 | 1984 | 18-8955x | — | — |
| CL125S Scrambler | 1973 | — | — | 18-2680 |
| CL125S1 Scrambler | 1974 | — | — | 18-2680 |
| CT125 Trail 125 | 1977 | 18-4612 | — | — |
| MT125R | 1978 | 18-8984* | — | 18-8985 |
| NX125 | 88-90 | 18-8955x | — | — |
| SL125/K1/K2 Motosport 125 | 71-73 | — | — | 18-2680 |
| XL125/K1 | 74-75 | — | — | 18-2680 |
| XL125 Carb ID 065C | 1976 | — | — | 18-2680 |
| XL125 Carb ID PD65A | 1976 | 18-8953x | — | — |
| XL125 | 77-78 | 18-8953x | — | — |
| XL125S | 79-85 | 18-8953x | — | — |
| CH150/D | 1985 | 18-8955x | — | — |
| CA175K3 Touring 175 | 1970 | — | — | 18-2680 |
| CB175K3 Super Sport 175 | 1969 | — | — | 18-2680 |
| CB175K4-K7 Super Sport 175 | 70-73 | — | 18-4620 | 18-2680 |
| CL175K3 Scrambler 175 | 1970 | — | — | 18-2680 |
| CL175K4-K7 Scrambler 175 | 70-73 | — | 18-4620 | 18-2680 |
| SL175K/K1 Motosport 175 | 70-72 | — | 18-4620 | 18-2680 |
| CM185T Twinstar | 78-79 | 18-8953x | — | 18-2681 |
| XL185S | 79-82 | 18-8953x | — | 18-2681 |

| HONDA Street | | | | |
|---|-------------|---------------------|------------------------|-------------------------------|
| <i>Note: Float Needles *-sold each, x-sold pk/6, no mark-pk/5</i> | | | | |
| Application | Year | Float Needle | Fit. Valve Assy | Float Bowl Gskt/O-Ring |
| XL185S | 1983 | 18-4618 | — | 18-2681 |
| CB200K | 1974 | — | — | 18-2680 |
| CB200T | 75-76 | — | 18-4620 | 18-2680 |
| CL200 Scrambler | 1974 | — | — | 18-2680 |
| CM200T Twinstar | 80-82 | 18-8953x | — | 18-2681 |
| XL200R | 83-84 | 18-4618 | — | 18-2681 |
| CB250 Nighthawk 250 | 91-97 | 18-4618 | — | 18-4629 |
| CB250 Nighthawk 250 | 99-03 | 18-4618 | — | 18-4629 |
| CH250 | 1985 | 18-8955x | — | — |
| CM250C | 82-83 | 18-8955x | — | 18-2631 |
| CMX250C Rebel | 85-87 | 18-4618 | — | — |
| CMX250CD Rebel 250 Limited | 1986 | 18-4618 | — | — |
| CMX250C Rebel | 96-04 | 18-4618 | — | 18-4629 |
| CMX250C2 | 99-00 | 18-4618 | — | 18-4629 |
| NX250 | 88-90 | 18-8955x | — | — |
| XL250K/K1/K2 Motosport | 72-75 | — | 18-4762 | 18-2634 |
| XL250 | 1976 | — | 18-4762 | 18-2634 |
| XL250S | 78-81 | 18-8953x | — | 18-2681 |
| XL250R | 1982 | 18-4618 | — | 18-2681 |
| XL250R | 84-87 | 18-8953x | — | 18-2681 |
| XR250L | 91-96 | 18-8955x | — | 18-2681 |
| CB350F/F1 Super Sport (4 cyl) | 73-74 | — | 18-4762 | — |
| XL350 | 77-78 | 18-8953x | — | — |
| XL350R | 84-85 | 18-8953x | — | — |
| CB400A Automatic | 1978 | — | — | 18-2631 |
| CB400F Super Sport (4 cyl) | 75-77 | — | 18-4762 | 18-2636 |
| CB400T1 Hawk | 78-79 | 18-8953x | — | 18-2631 |
| CB400T11 Hawk | 78-79 | 18-8953x | — | 18-2631 |
| CB400T Hawk | 80-81 | 18-8955x | — | 18-2631 |
| CM400A Automatic | 1979 | 18-8953x | — | 18-2631 |
| CM400A Automatic | 80-81 | 18-8955x | — | 18-2631 |
| CM400C Custom | 1981 | 18-8955x | — | 18-2631 |
| CM400E | 80-81 | 18-8955x | — | 18-2631 |
| CM400T | 79-81 | 18-8955x | — | 18-2631 |
| CB450SC Nighthawk | 82-83 | 18-8955x | — | 18-2631 |
| CB450SC Nighthawk | 1985 | 18-8955x | — | 18-2631 |
| CB450SC Nighthawk | 1986 | 18-4618 | — | 18-2631 |
| CB450T Hawk | 1982 | 18-8955x | — | 18-2631 |
| CM450A Automatic | 82-83 | 18-8955x | — | 18-2631 |
| CM450C Custom | 1982 | 18-8955x | — | 18-2631 |
| CM450E | 82-83 | 18-8955x | — | 18-2631 |
| CMX450C | 86-87 | 18-4618 | — | — |
| CB500/K1/K2 (4 cyl) | 71-73 | — | 18-4762 | 18-2636 |
| CX500 | 78-79 | 18-8953x | — | 18-2631 |
| CX500C Custom | 1979 | 18-8953x | — | 18-2631 |
| CX500C Custom | 80-82 | 18-8955x | — | 18-2631 |
| CX500D Deluxe | 1979 | 18-8953x | — | 18-2631 |
| CX500D Deluxe | 80-82 | 18-8955x | — | 18-2631 |
| FT500 Ascot | 82-83 | 18-4618 | — | 18-2631 |
| GB500 | 89-90 | 18-8955x | — | — |
| GL500 Silverwing | 81-82 | 18-8955x | — | 18-2631 |
| GL500I Silverwing Interstate | 81-82 | 18-8955x | — | 18-2631 |
| VF500C Magna | 84-85 | 18-8953x | 18-4614 | — |
| VF500F Interceptor | 84-85 | 18-8953x | 18-4614 | — |
| XL500S | 79-81 | 18-8953x | — | 18-2681 |
| XL500R | 1982 | 18-4618 | — | 18-2681 |
| CB550F Super Sport | 75-77 | — | 18-4762 | 18-2636 |
| CB550K/K1 | 74-75 | — | 18-4762 | 18-2636 |
| CB550 | 1976 | — | 18-4762 | 18-2636 |
| CB550K | 77-78 | 18-8953x | — | 18-2636 |
| CB550SC Nighthawk | 1983 | 18-8955x | — | 18-2666 |
| CBR600F2 Hurricane | 91-94 | 18-4761 | — | — |
| CBR600F3 Hurricane | 95-98 | 18-8955x | — | — |
| CBR600F4 Hurricane | 99-00 | 18-8955x | — | — |
| CBR600SE | 1998 | 18-8955x | — | — |
| CBR600SJR Replica | 1996 | 18-8955x | — | — |
| VT600C Shadow | 88-89 | 18-8953x | — | 18-2675 |

FLOAT NEEDLES, VALVE ASSEMBLIES & GASKETS/O-RINGS

HONDA Street

Note: Float Needles *-sold each, x-sold pk/6, no mark-pk/5

| Application | Year | Float Needle | Fit. Valve Assy | Float Bowl Gskt/O-Ring |
|------------------------------|-------|--------------|-----------------|------------------------|
| VT600C Shadow | 91-97 | 18-8953x | — | 18-2675 |
| VT600C Shadow | 99-02 | 18-4761 | — | 18-4629 |
| VT600CD Shadow VLX | 93-98 | 18-8953x | — | 18-2675 |
| VT600CD Shadow VLX Deluxe | 99-02 | 18-4761 | — | 18-4629 |
| VT600CD2 Shadow VLX Deluxe | 99-00 | 18-4761 | — | 18-4629 |
| XL600R | 83-87 | 18-8953x | — | — |
| CB650 | 79-80 | 18-8953x | — | — |
| CB650 | 81-82 | 18-8955x | — | 18-2631 |
| CB650C Custom | 79-80 | 18-8953x | — | — |
| CB650C Custom | 81-82 | 18-8955x | — | 18-2631 |
| CB650SC Nighthawk | 1982 | 18-8955x | — | 18-2631 |
| CB650SC Nighthawk | 83-85 | 18-8955x | — | 18-2666 |
| CX650C Custom | 1983 | 18-8955x | — | 18-2631 |
| GL650 Silverwing | 1983 | 18-8955x | — | 18-2631 |
| GL650I Silverwing Interstate | 1983 | 18-8955x | — | 18-2631 |
| NT650 Hawk GT | 88-91 | 18-8953x | 18-4616 | 18-2675 |
| NX650 | 88-89 | 18-4761 | — | — |
| XR650L Dual Sport | 93-00 | 18-4761 | — | — |
| CB700SC Nighthawk | 84-85 | 18-8955x | — | 18-2666 |
| CB700SC Nighthawk | 1986 | 18-8953x | 18-4616 | — |
| VF700C Magna | 84-86 | 18-8953x | 18-4614 | 18-2675 |
| VF700C Magna | 1987 | — | — | 18-2675 |
| VF700F Interceptor | 84-85 | 18-8953x | 18-4614 | 18-2675 |
| VF700S Sabre | 84-85 | 18-8953x | 18-4614 | 18-2675 |
| VT700C Shadow | 84-85 | 18-8953x | 18-4616 | 18-2675 |
| VI700C Shadow | 86-87 | 18-8953x | 18-4616 | 18-2675 |
| CB750 Nighthawk 750 | 91-93 | 18-8955x | — | 18-2666 |
| CB750 Nighthawk 750 | 95-03 | 18-8955x | — | 18-2666 |
| CB750A Automatic | 76-78 | 18-8953x | — | 18-2681 |
| CB750C Custom | 80-82 | 18-8955x | — | 18-2631 |
| CB750F Super Sport | 76-78 | 18-8953x | — | — |
| CB750F Super Sport | 1979 | 18-8953x | — | 18-2631 |
| CB750F Super Sport | 80-82 | 18-8955x | — | 18-2631 |
| CB750K0/K1/K2/K3/K4/K5 | 69-75 | — | — | 18-2674 |
| CB750K | 1976 | — | — | 18-2674 |
| CB750K | 77-78 | 18-8953x | — | 18-2681 |
| CB750K | 1979 | 18-8953x | — | 18-2631 |
| CB750K | 80-82 | 18-8955x | — | 18-2631 |
| CB750L LTD | 1979 | 18-8953x | — | 18-2631 |
| CB750SC Nighthawk | 82-83 | 18-8955x | — | 18-2631 |
| VF750C V45 Magna | 82-83 | 18-8953x | 18-4616 | 18-2675 |
| VF750C Magna | 94-03 | 18-4761 | — | — |
| VF750CD Magna Deluxe | 95-96 | 18-4761 | — | — |
| VF750C2 Magna Deluxe | 97-00 | 18-4761 | — | — |
| VF750F V45 Interceptor | 83-84 | 18-8953x | 18-4616 | 18-2675 |
| VF750S V45 Sabre | 82-83 | 18-8953x | 18-4616 | 18-2675 |
| VFR750F | 94-97 | 18-8955x | — | — |
| VT750C Shadow | 1983 | 18-8953x | 18-4616 | 18-2675 |
| VT750C Shadow | 98-00 | — | — | 18-2675 |
| VT750CD Shadow Deluxe | 98-01 | — | — | 18-2675 |
| VT750CD2 Shadow Deluxe | 98-01 | — | — | 18-2675 |
| VT750CDA Shadow ACE 750 | 02-03 | — | — | 18-2675 |
| VT750CDB Shadow ACE 750 | 02-03 | — | — | 18-2675 |
| VT750CDC Shadow ACE 750 | 02-03 | — | — | 18-2675 |
| VT750CDD Shadow ACE 750 | 02-03 | — | — | 18-2675 |
| VT750DC Shadow Spirit 750 | 02-03 | — | — | 18-2675 |
| VT750DCA Shadow Spirit 750 | 2003 | — | — | 18-2675 |
| VT750DCB Shadow Spirit 750 | 2003 | — | — | 18-2675 |
| VT800C Shadow | 1988 | 18-8953x | 18-4616 | 18-2675 |
| CB900C Custom | 80-82 | 18-8955x | — | 18-2631 |
| CB900F Super Sport | 81-82 | 18-8955x | — | 18-2631 |
| CBR900RR | 93-95 | 18-8955x | — | — |
| CBR900RR | 96-99 | 18-4761 | — | — |
| CB1000 | 94-95 | 18-4761 | — | — |
| CB1000C Custom | 1983 | 18-8955x | — | 18-2631 |
| GL1000 Goldwing | 75-79 | 18-8954x | — | 18-2678 |
| GL1000L LTD Goldwing | 1976 | 18-8954x | — | 18-2678 |

HONDA Street

Note: Float Needles *-sold each, x-sold pk/6, no mark-pk/5

| Application | Year | Float Needle | Fit. Valve Assy | Float Bowl Gskt/O-Ring |
|------------------------------|-------|--------------|-----------------|------------------------|
| VF1000F Interceptor | 1984 | 18-8953x | 18-4616 | 18-2675 |
| VF1000R | 85-86 | 18-8953x | 18-4616 | 18-2675 |
| CBX (1047cc) | 79-82 | 18-8953x | — | 18-2631 |
| CB1100F Super Sport | 1983 | 18-8955x | — | 18-2631 |
| CBR1100XX Blackbird | 97-98 | 18-4761 | — | — |
| GL1100 Goldwing | 80-83 | 18-8953x | — | 18-2631 |
| GL1100A Goldwing Aspencade | 82-83 | 18-8953x | — | 18-2631 |
| GL1100I Goldwing Interstate | 80-83 | 18-8953x | — | 18-2631 |
| VF1100C V65 Magna | 83-86 | 18-8953x | 18-4616 | 18-2675 |
| VF1100S V65 Sabre | 84-85 | 18-8953x | 18-4616 | 18-2675 |
| VT1100C Shadow | 85-86 | 18-8953x | 18-4616 | 18-2675 |
| VT1100C Shadow | 87-89 | 18-8953x | 18-4616 | 18-2675 |
| VT1100C Shadow | 1990 | — | — | 18-2675 |
| VT1100C Shadow | 92-94 | — | — | 18-2675 |
| VT1100C Shadow 1100 | 95-96 | — | — | 18-2675 |
| VT1100C Shadow Spirit | 97-00 | — | — | 18-2675 |
| GL1200 Goldwing | 1984 | 18-8953x | 18-4614 | 18-2675 |
| GL1200A Goldwing Aspencade | 84-87 | 18-8953x | 18-4614 | 18-2675 |
| GL1200I Goldwing Interstate | 84-87 | 18-8953x | 18-4614 | 18-2675 |
| VTX1300S | 2003 | 18-4761 | — | — |
| GL1500 Goldwing | 88-90 | 18-4769 | — | 18-2675 |
| GL1500A Goldwing Aspencade | 91-00 | 18-4769 | — | 18-2675 |
| GL1500C Valkyrie | 97-00 | 18-8955x | — | — |
| GL1500C Valkyrie | 2003 | 18-8955x | — | — |
| GL1500CD Valkyrie | 01-03 | 18-8955x | — | — |
| GL1500CF Valkyrie Interstate | 99-01 | 18-8955x | — | — |
| GL1500CT Valkyrie Tourer | 97-00 | 18-8955x | — | — |
| GL1500I Goldwing Interstate | 91-96 | 18-4769 | — | 18-2675 |
| GL1500SE Goldwing SE | 90-00 | 18-4769 | — | 18-2675 |

HONDA ATV

| | | | | |
|--------------------------|-------|----------|---------|---------|
| ATC70 | 73-74 | — | — | 18-2650 |
| ATC70 | 78-85 | 18-4608 | — | 18-2649 |
| TRX70 Fourtrax 70 | 86-87 | — | — | 18-2649 |
| ATC90 | 70-71 | — | 18-4620 | 18-2650 |
| ATC90K1/K2/K3 | 72-75 | — | 18-4620 | 18-2650 |
| ATC90 | 76-78 | — | 18-4620 | 18-2650 |
| TRX90 Fourtrax 90 | 93-01 | — | — | 18-2649 |
| TRX90 Sportrax 90 | 02-04 | — | — | 18-2649 |
| ATC110 | 79-85 | 18-4608 | — | 18-2649 |
| ATC125M | 84-85 | 18-4608 | — | 18-2649 |
| ATC125M | 86-87 | — | — | 18-2649 |
| TRX125 Fourtrax 125 | 1985 | 18-4608 | — | 18-2649 |
| TRX125 Fourtrax 125 | 1986 | — | — | 18-2649 |
| ATC185 | 1980 | 18-8953x | — | 18-2681 |
| ATC185S | 81-82 | 18-8953x | — | 18-2681 |
| ATC185S | 1983 | 18-8955x | — | 18-2681 |
| ATC200 | 81-82 | 18-8953x | — | 18-2681 |
| ATC200 | 1983 | 18-8955x | — | 18-2681 |
| ATC200E Big Red | 82-83 | 18-8955x | — | 18-2681 |
| ATC200ES Big Red | 1984 | 18-8955x | — | 18-2681 |
| ATC200M | 84-85 | 18-8955x | — | 18-2681 |
| ATC200S | 84-85 | 18-8955x | — | 18-2681 |
| ATC200S | 1986 | 18-4618 | — | 18-2681 |
| ATC200X | 83-85 | 18-8955x | — | 18-2681 |
| ATC200X | 86-87 | 18-4618 | — | 18-2681 |
| TRX200 Fourtrax 200 | 1984 | 18-8955x | — | 18-2681 |
| TRX200 Fourtrax 200 | 90-91 | 18-4618 | — | 18-2681 |
| TRX200D Fourtrax Type II | 91-97 | 18-4618 | — | 18-2681 |
| TRX200SX Fourtrax | 86-88 | 18-4618 | — | 18-2681 |
| ATC250ES | 1985 | 18-8955x | — | 18-2666 |
| ATC250ES | 86-87 | 18-4618 | — | 18-2666 |
| ATC250R | 85-86 | 18-8984* | — | 18-8985 |
| ATC250SX | 1985 | 18-8955x | — | 18-2666 |
| ATC250SX | 86-87 | 18-4618 | — | 18-2666 |
| TRX250 Fourtrax 250 | 1985 | 18-8955x | — | 18-2666 |
| TRX250 Fourtrax 250 | 86-87 | 18-4618 | — | 18-2666 |

SHOP EQUIP & TOOLS

HARD PARTS

CARB & FUEL

IGNITION/ELECTRICAL

CONTROL

SUSPENSION

ACCESSORIES

FLOAT NEEDLES, VALVE ASSEMBLIES & GASKETS/O-RINGS

HONDA ATV

Note: Float Needles *-sold each, x-sold pk/6, no mark-pk/5

| Application | Year | Float Needle | Flt. Valve Assy | Float Bowl Gskt/ORing |
|---------------------------------|-------|--------------|-----------------|-----------------------|
| TRX250 Recon | 97-01 | 18-4618 | — | — |
| TRX250EX Sportrax 250EX | 01-03 | 18-8955x | — | 18-2681 |
| TRX250R Fourtrax 250R | 86-89 | 18-8984* | — | 18-8985 |
| TRX250TE Fourtrax Recon ES | 02-03 | 18-8955x | — | 18-2681 |
| TRX250TM Fourtrax Recon | 2002 | 18-8955x | — | 18-2681 |
| TRX250X Fourtrax | 87-88 | 18-4618 | — | 18-4629 |
| TRX250X Fourtrax | 91-92 | 18-4618 | — | 18-4629 |
| TRX300 Fourtrax 300 | 88-00 | 18-4618 | — | 18-4629 |
| TRX300EX Fourtrax 300 EX | 93-00 | 18-4618 | — | 18-4629 |
| TRX300EX Sportrax 300 EX | 01-04 | 18-4618 | — | 18-4629 |
| TRX300FW Fourtrax 300 4x4 | 1988 | 18-4618 | — | 18-4629 |
| TRX300FW Fourtrax 300 4x4 | 90-00 | 18-4618 | — | 18-4629 |
| ATC350X | 1985 | 18-8955x | — | 18-2666 |
| ATC350X | 1986 | 18-4618 | — | 18-2666 |
| TRX350 Fourtrax 4x4 | 86-87 | 18-8955x | — | 18-2666 |
| TRX350D Fourtrax Foreman 4x4 | 87-89 | 18-8955x | — | 18-2666 |
| TRX350FE Fourtrax Rancher 4x4ES | 00-03 | 18-8955x | — | 18-4629 |
| TRX350FM Fourtrax Rancher 4x4 | 00-03 | 18-8955x | — | 18-4629 |
| TRX350TE Fourtrax Rancher ES | 00-03 | 18-8955x | — | 18-4629 |
| TRX350TM Fourtrax Rancher | 00-03 | 18-8955x | — | 18-4629 |
| TRX400EX Fourtrax 400 EX | 99-00 | 18-4761 | — | 18-4629 |
| TRX400EX Sportrax 400 EX | 01-04 | 18-4761 | — | 18-4629 |
| TRX400FM Fourtrax Foreman | 2002 | 18-4618 | — | 18-4629 |
| TRX400FW Fourtrax Foreman 4x4 | 95-01 | 18-4618 | — | 18-4629 |
| TRX400FW Fourtrax Foreman | 2003 | 18-8955x | — | 18-4629 |
| TRX450ES Fourtrax Foreman ES | 98-01 | 18-4618 | — | 18-4629 |
| TRX450FE Fourtrax Foreman ES | 02-03 | 18-8955x | — | 18-4629 |
| TRX450FM Fourtrax Foreman S | 02-03 | 18-8955x | — | 18-4629 |
| TRX450R | 2004 | 18-8977* | — | — |
| TRX450S Fourtrax Foreman S | 98-01 | 18-4618 | — | 18-4629 |
| TRX500FA Foreman Rubicon | 01-03 | — | — | 18-4629 |

HONDA Dual Sport/Offroad

| | | | | |
|------------------------------|-------|---------|---------|---------|
| CRF50F | 2004 | 18-4608 | — | — |
| XR50R | 00-03 | 18-4608 | — | — |
| Z50A Mini Trail 50 | 76-78 | 18-4612 | — | — |
| Z50R | 79-89 | 18-4608 | — | — |
| Z50R | 91-99 | 18-4608 | — | — |
| Z50RD | 1986 | 18-4608 | — | — |
| ZB50 | 1988 | 18-4608 | — | 18-2649 |
| CRF70F | 2004 | 18-4608 | — | 18-2649 |
| CT170H/HK1 Trail 70H | 70-73 | — | 18-4764 | 18-2650 |
| CT170K1/K2/K3/K4 Trail 70 | 72-75 | — | 18-4764 | 18-2650 |
| CT170 Trail 70 | 76-77 | — | 18-4764 | 18-2650 |
| CT170 Trail 70 | 78-79 | 18-4608 | — | — |
| CT170 Trail 70 | 80-82 | 18-4608 | — | 18-2649 |
| CT170 | 91-94 | — | — | 18-2649 |
| XR70R | 97-03 | 18-4608 | — | 18-2649 |
| XL75 | 77-79 | 18-4612 | — | — |
| XR75/K1/K2 | 73-75 | — | — | 18-2680 |
| XR75 | 76-78 | 18-4612 | — | — |
| CRF80F | 2004 | — | 18-4766 | — |
| XL80S | 80-85 | 18-4608 | — | — |
| XR80 | 79-84 | 18-4612 | — | — |
| XR80R | 85-86 | 18-4612 | — | — |
| XR80R | 87-88 | — | 18-4766 | — |
| XR80R | 90-91 | — | 18-4766 | — |
| XR80R | 93-03 | — | 18-4766 | — |
| CT90K1/K2/K3/K4 Trail 90 | 69-73 | — | 18-4620 | 18-2650 |
| CT90K5/K6 Trail 90 | 74-75 | — | 18-4620 | 18-2650 |
| CT90 Trail 90 | 76-77 | — | 18-4620 | 18-2650 |
| CT90 Trail 90 | 78-79 | 18-4608 | — | 18-2649 |
| ST90/K1/K2 Trailsport 90 | 73-75 | — | 18-4620 | 18-2650 |
| CRF100F | 2004 | — | — | — |
| SL100/K1/K2/K3 Motosport 100 | 70-73 | — | — | 18-2680 |
| XL100/K1 | 74-75 | — | — | 18-2680 |
| XL100 | 1976 | — | — | 18-2680 |

HONDA Dual Sport/Offroad

Note: Float Needles *-sold each, x-sold pk/6, no mark-pk/5

| Application | Year | Float Needle | Flt. Valve Assy | Float Bowl Gskt/ORing |
|---------------------------|-------|--------------|-----------------|-----------------------|
| XL100 | 77-78 | 18-8953x | — | 18-2681 |
| XL100S | 79-85 | 18-8953x | — | 18-2681 |
| XR100 | 81-84 | 18-8953x | — | 18-2681 |
| XR100R | 85-97 | 18-8953x | — | 18-2681 |
| XR100R | 98-03 | — | — | 18-2681 |
| CT110 Trail 110 | 80-84 | 18-4608 | — | 18-2649 |
| CT110 Trail 110 | 1986 | 18-4608 | — | 18-2649 |
| CR125R | 84-99 | 18-8984* | — | 18-8985 |
| CT125 Trail 125 | 1977 | 18-4612 | — | — |
| NX125 | 88-90 | 18-8955x | — | 18-2681 |
| SL125/K1/K2 Motosport 125 | 71-73 | — | — | 18-2680 |
| TL125/K1/K2 Trials | 73-75 | — | 18-4620 | 18-2680 |
| TL125S Trials | 1976 | 18-4612 | — | — |
| XL125/K1 | 74-75 | — | — | 18-2680 |
| XL125 Carb ID 065C | 1976 | — | — | 18-2680 |
| XL125 Carb ID PD65A | 1976 | 18-8953x | — | 18-2681 |
| XL125 | 77-78 | 18-8953x | — | 18-2681 |
| XL125S | 79-85 | 18-8953x | — | 18-2681 |
| SL175K/K1 Motosport 175 | 70-72 | — | 18-4620 | 18-2680 |
| XL185S | 79-82 | 18-8953x | — | 18-2681 |
| XL185S | 1983 | 18-4618 | — | 18-2681 |
| XR185 | 1979 | 18-8953x | — | 18-2681 |
| TLR200 Reflex | 86-87 | — | — | 18-2680 |
| TR200 Fatcat | 1986 | 18-8955x | — | 18-2681 |
| TR200 Fatcat | 1987 | 18-4618 | — | 18-2681 |
| XL200R | 83-84 | 18-4618 | — | 18-2681 |
| XR200 | 80-84 | 18-8953x | — | 18-2681 |
| XR200R | 81-97 | 18-8953x | — | 18-2681 |
| XR200R | 98-02 | — | — | 18-2681 |
| CRF230F | 03-04 | — | — | 18-2681 |
| CR250R | 81-83 | — | — | 18-8985 |
| CR250R | 84-96 | 18-8984* | — | 18-8985 |
| CR250R | 97-98 | 18-8984* | — | — |
| CR250R | 99-01 | — | — | 18-8985 |
| NX250 | 88-90 | 18-8955x | — | — |
| XL250K/K1/K2 Motosport | 72-75 | — | 18-4762 | 18-2634 |
| XL250 Motosport | 1976 | — | 18-4762 | 18-2634 |
| XL250S | 78-81 | 18-8953x | — | 18-2681 |
| XL250R | 1982 | 18-4618 | — | 18-2681 |
| XL250R | 84-87 | 18-8953x | — | 18-2681 |
| XR250L | 91-96 | 18-8955x | — | 18-2681 |
| XR250 | 79-80 | 18-8953x | — | 18-2681 |
| XR250R | 81-82 | 18-8953x | — | 18-2681 |
| XR250R | 84-99 | 18-8953x | — | 18-2681 |
| XR250R | 00-04 | — | — | 18-2681 |
| XL350 | 77-78 | 18-8953x | — | — |
| XL350R | 84-85 | 18-8953x | — | — |
| XR350R | 83-84 | 18-8953x | — | — |
| XR350R | 1985 | 18-8953x | — | — |
| XR400R | 96-04 | — | — | 18-2681 |
| CR450R | 1981 | — | — | 18-8985 |
| CRF450R | 2004 | 18-8977* | — | — |
| CR500R | 84-00 | 18-8984* | — | 18-8985 |
| XL500S | 79-81 | 18-8953x | — | 18-2681 |
| XL500R | 1982 | 18-4618 | — | 18-2681 |
| XR500 | 79-80 | 18-8953x | — | 18-2681 |
| XR500R | 81-82 | 18-8953x | — | 18-2681 |
| XR500R | 83-84 | 18-8953x | — | — |
| XL600R | 83-87 | 18-8953x | — | — |
| XR600R | 85-87 | 18-8953x | — | — |
| XR600R | 88-00 | 18-8984* | — | 18-2681 |
| NX650 | 88-89 | 18-4761 | — | — |
| XR650L Dual Sport | 93-04 | 18-4761 | — | — |

Toll Free: 1-800-727-6767

www.klsupply.com

FLOAT NEEDLES, VALVE ASSEMBLIES & GASKETS/O-RINGS

KAWASAKI Street

Note: Float Needles *-sold each, x-sold pk/6, no mark-pk/5

| Application | Year | Float Needle | Fit. Valve Assy | Float Bowl Gskt/O-Ring |
|---------------------------|-------|--------------|-----------------|------------------------|
| VN1500A1~A9 Vulcan 88 | 87-95 | 18-8953x | — | — |
| VN1500A10/A11 Vulcan 1500 | 96-97 | 18-8953x | — | — |
| VN1500A12 Vulcan 1500 | 1998 | 18-8953x | — | — |
| VN1500B1~B4 Vulcan 88 SE | 87-90 | 18-8953x | — | — |
| VN1500C3/C4 Vulcan 1500L | 96-97 | 18-8953x | — | — |

KAWASAKI ATV

| Application | Year | Float Needle | Fit. Valve Assy | Float Bowl Gskt/O-Ring |
|--------------------------------|-------|--------------|-----------------|------------------------|
| KLT200A1/A2 | 81-82 | 18-8953x | — | 18-2674 |
| KLT200A3 up to frame # 522924 | 1982 | 18-8953x | — | 18-2674 |
| KLT200A3 from frame # 522925 | 1982 | 18-8953x | — | 18-2634 |
| KLT200A4/A4A | 1983 | 18-8953x | — | 18-2634 |
| KLT200B1 | 1983 | 18-8953x | — | 18-2634 |
| KLT200C1 | 1983 | 18-8953x | — | 18-2634 |
| KLF220A1~A15 Bayou 220 | 88-02 | — | 18-4607 | 18-2660 |
| KLF250A1/A2/A3 Bayou 250 | 03-05 | — | 18-4607 | 18-2660 |
| KLT250A1/A2 | 82-83 | 18-8953x | — | 18-2634 |
| KLT250C1/C2/C3 Prairie | 83-85 | 18-8953x | — | 18-2634 |
| KLT250P1 Police | 1985 | 18-8953x | — | 18-2634 |
| KSF250A1~A17 Mojave 250 | 87-03 | 18-8953x | — | 18-2676 |
| KSF250A18 KFX250 Mojave | 2004 | 18-8953x | — | 18-2676 |
| KXF250A1 Tecate 4 | 1987 | — | 18-4683 | — |
| KXF250A2 Tecate 4 | 1988 | 18-8977* | — | 18-8985 |
| KXT250A1/A2 Tecate 3 | 84-85 | — | 18-4683 | — |
| KXT250B1/B2 Tecate 3 | 86-87 | — | 18-4683 | — |
| KEF300A1~A6 Lakota 300 | 95-00 | 18-8953x | — | 18-2676 |
| KEF300B1/B2/B3 Lakota Sport | 01-03 | 18-8953x | — | 18-2676 |
| KLF300A1/A2 Bayou | 86-87 | 18-8953x | — | 18-2676 |
| KLF300B1~B17 Bayou 300 | 88-04 | 18-8953x | — | 18-2676 |
| KLF300C1~C16 Bayou 300 4x4 | 86-04 | 18-8953x | — | 18-2676 |
| KVF300A1~A4 Prairie 300 4x4 | 99-02 | 18-8953x | — | 18-2676 |
| KVF300B1/B2/B3/B4 Prairie 300 | 99-02 | 18-8953x | — | 18-2676 |
| KVF360A1/A2/A3 Prairie 360 4x4 | 03-05 | 18-8953x | — | 18-2676 |
| KVF360B1/B2/B3 Prairie 360 | 03-05 | 18-8953x | — | 18-2676 |
| KVF360C1 Prairie 360 | 2003 | 18-8953x | — | 18-2676 |
| 4x4 Advantage | | | | |
| KVF360C2/C3 Prairie 360 | 04-05 | 18-8953x | — | 18-2676 |
| 4x4 Hardwoods Green HD | | | | |
| KLF400B1~B7 Bayou 400 4x4 | 93-99 | 18-8953x | — | — |
| KSF400 | 03-05 | 18-8944 | — | 18-4646 |
| KVF400A1/A2 Prairie 400 4x4 | 97-98 | 18-8953x | — | — |
| KVF400B1 Prairie 400 | 1998 | 18-8953x | — | — |
| KVF400C1~C4 Prairie 400 4x4 | 99-02 | 18-8953x | — | — |
| KVF400D1/D2/D3/D4 Prairie 400 | 99-02 | 18-8953x | — | — |
| KVF650A1/A2 Prairie 650 4x4 | 02-03 | 18-8953x | — | — |
| KVF650B1/B2 Prairie 650 4x4 | 02-03 | 18-8953x | — | — |
| KSV700A1/B1 V-Force | 2004 | 18-8953x | — | — |
| KVF700A1/B1 Prairie 700 4x4 | 2004 | 18-8953x | — | — |

KAWASAKI Dual Sport/Offroad

| Application | Year | Float Needle | Fit. Valve Assy | Float Bowl Gskt/O-Ring |
|---------------------------|-------|--------------|-----------------|------------------------|
| KX60A1/A2/B1~B19 | 83-03 | — | 18-4675 | 18-2651 |
| KX65A1/A2/A3/A4/A5/A6 | 00-05 | — | — | 18-2651 |
| KD80/A2 | 75-76 | — | 18-4674 | — |
| KDX80A/B/C | 80-88 | — | — | 18-2651 |
| KX80A1 | 1979 | — | — | 18-2651 |
| MC1/1A/1B-90 | 73-74 | — | 18-4674 | — |
| MC1M/MC1MA-90 | 74-75 | — | — | 18-4674 |
| G4TR100A~E | 70-75 | — | 18-4674 | — |
| KV100A7 | 1976 | — | 18-4674 | — |
| G5/A/B/G5C-100 | 72-75 | — | 18-4674 | — |
| G31M100 | 70-71 | — | 18-4675 | — |
| KD100M1/M2/M3/M4 | 76-79 | — | 18-4674 | — |
| KE100A5/A6/A7 | 76-79 | — | 18-4674 | — |
| KM100A1~A4 | 76-79 | — | 18-4674 | — |
| KLX110A1/A2/A3/A4 KLX110R | 02-05 | — | — | 18-2649 |
| KLX125A1/A2 | 03-04 | — | 18-4695 | — |
| KLX125B1/B2 | 03-04 | — | 18-4695 | — |

KAWASAKI Dual Sport/Offroad

Note: Float Needles *-sold each, x-sold pk/6, no mark-pk/5

| Application | Year | Float Needle | Fit. Valve Assy | Float Bowl Gskt/O-Ring |
|------------------------------|-------|--------------|-----------------|------------------------|
| KX125/A/A3 | 74-76 | — | 18-4675 | — |
| KX125B1/B2/C1/D1/E1/E2 | 82-87 | — | 18-4683 | — |
| KX125F1/G1/H1/H2 | 88-91 | 18-8977* | — | 18-8985 |
| KX125J1/J2 | 92-93 | 18-8977* | — | 18-8985 |
| KX125K1/K2/K3/K4 | 94-97 | 18-8977* | — | 18-8985 |
| KX125K5/L1/L2 | 98-00 | 18-8977* | — | — |
| F3-175 Bushwhacker | 68-70 | — | 18-4675 | — |
| F7/F7A/F7B-175 Enduro | 71-73 | — | 18-4675 | — |
| KDX175A3 | 1982 | — | 18-4683 | — |
| KDX200A1/A2/A3/C1/C2 | 83-87 | — | 18-4683 | — |
| KDX200C3/E1~E6 | 88-94 | 18-8977* | — | 18-8985 |
| KDX200H1~H11 | 95-05 | 18-8977* | — | 18-8985 |
| KDX220A4~A12 | 97-05 | 18-8977* | — | 18-8985 |
| F4 250 Sidewinder | 69-70 | — | 18-4675 | 18-2667 |
| F11/A/F11B-250 | 73-75 | — | 18-4675 | 18-2667 |
| KE250B1/B2/B3 | 77-79 | — | 18-4675 | — |
| KDX250A1/B1/B2/B3/B4 | 80-84 | — | — | — |
| KDX250D1/D2/D3/D4 | 91-94 | 18-8977* | — | 18-8985 |
| KL250A1/A1A/A2 | 78-79 | 18-8953x | — | 18-2634 |
| KL250D2~D22 KLR250 | 85-05 | 18-8953x | — | 18-2676 |
| KLX250D2/D3/D4 Offroad | 94-96 | 18-8953x | — | 18-2676 |
| KX250A4/A5/A6/A7/B1 | 78-82 | — | — | — |
| KX250C2 | 1984 | — | — | — |
| KX250E1 | 1987 | — | — | — |
| KX250F1/G1/H1/H2/J1/J2 | 88-93 | 18-8977* | — | 18-8985 |
| KX250K1/K2/K3/K4 | 94-97 | 18-8977* | — | 18-8985 |
| KX250K5/L1/L2/L3/L4/M1/M2 | 98-04 | 18-8977* | — | — |
| KX250N1 KX250F (4-stroke) | 2004 | 18-8977* | — | — |
| KLX300A2~A10 Offroad | 97-05 | 18-8953x | — | 18-2676 |
| F9/A/B/C-350 | 72-75 | — | 18-4675 | — |
| KLX400A1 KLX400SR Dual Sport | 2003 | 18-8944 | — | — |
| KX400/A2 | 75-76 | — | — | — |
| KDX400A1/A2 | 79-80 | — | — | — |
| KDX420B1 | 1981 | — | — | — |
| KX420A1/A2 | 80-81 | — | — | — |
| KDX450A1 | 1982 | — | — | — |
| KX500A1 | 1983 | — | — | — |
| KX500A2 | 1984 | — | 18-4683 | — |
| KX500C1 | 1987 | — | — | — |
| KX500D1/E1~E16 | 88-04 | 18-8977* | — | 18-8985 |
| KL600A1/B1/B2 KLR600 | 84-86 | 18-8977* | — | 18-2676 |
| KL650A1~A19 KLR650 | 87-05 | 18-8977* | — | 18-2676 |
| KL650B2/B3 Tengai KLR650 | 90-91 | 18-8977* | — | 18-2676 |
| KLX650A1/A2/A3/A4 Offroad | 93-96 | 18-8977* | — | 18-2676 |
| KLX650C1/C2/C3/C4 Dual Sport | 93-96 | 18-8977* | — | 18-2676 |
| KLX650D1 Offroad | 1996 | 18-8977* | — | 18-2676 |

KEIHIN

Fits applications that use Keihin _____ 18-8985
PJ/PWK 35/36/38/39mm carbs. No holes on o-ring.

KTM

Fits applications that use Keihin 96-00 _____ 18-8985
PWK 38/39mm Carbs up to year 2000. No holes on o-ring.
250/300/360SX, MXC, EXC

POLARIS ATV

Polaris ATV applications with 86-97 _____ 18-9242 18-2667
Note: Needle Valve Set is Polaris OEM 3130360, screw-in type.

SUZUKI Street

| Application | Year | Float Needle | Fit. Valve Assy | Float Bowl Gskt/O-Ring |
|-------------|-------|--------------|-----------------|------------------------|
| GN125Z/D | 82-83 | 18-8957x | 18-4666 | 18-2617 |
| GN125EM~EV | 91-97 | 18-8957x | 18-4666 | — |
| GN250Z/D | 82-83 | — | — | 18-2617 |
| GN250F | 1985 | — | — | 18-2617 |
| GN250J | 1988 | — | — | 18-2617 |

FLOAT NEEDLES, VALVE ASSEMBLIES & GASKETS/O-RINGS

SUZUKI Street

Note: Float Needles *-sold each, x-sold pk/6, no mark-pk/5

| Application | Year | Float Needle | Fit. Valve Assy | Float Bowl Gskt/O-Ring |
|-----------------------------|-------|--------------|-----------------|------------------------|
| GS250TT/TX | 80-81 | 18-8957x | 18-4666 | — |
| GT250K/L/M/A/B Hustler | 73-77 | — | — | 18-2667 |
| GS300LZ/LD/LF | 82-85 | 18-8957x | 18-4666 | — |
| GT380K/L/M/A/B Sebring | 73-77 | — | — | 18-2667 |
| GN400T/XT/XX/TX/TX | 80-82 | — | — | 18-2617 |
| GS400B/XB | 1977 | — | — | 18-2613 |
| GS450ED | 1983 | 18-8957x | 18-4666 | 18-2612 |
| GS450GAZ/GAD Automatic | 82-83 | 18-8957x | 18-4666 | — |
| GS450GAF Automatic | 1985 | 18-8957x | 18-4666 | — |
| GS450LD | 1983 | 18-8957x | 18-4666 | 18-2612 |
| GS450LF/LG/LH/LJ | 85-88 | 18-8957x | 18-4666 | 18-2612 |
| GS450TXD | 1983 | 18-8957x | 18-4666 | 18-2612 |
| GS500EK/EL/EM/EN/EP/ER | 89-94 | 18-8944 | 18-4709 | — |
| GS500ES/ET/EV/EW/EX/EY | 95-02 | 18-8944 | 18-4709 | — |
| GT500A/B Titan | 76-77 | — | — | 18-2667 |
| GS550B/C/EC | 77-78 | 18-8956x | 18-4670 | 18-2614 |
| GS550N/EN/LN | 1979 | 18-8956x | 18-4670 | 18-2614 |
| GS550ET | 1980 | 18-8957x | 18-4666 | 18-2612 |
| GS550ED/ESD | 1983 | — | 18-4729 | — |
| GS550ES3/ESE/EF/ESF/ESG | 83-86 | — | 18-4729 | — |
| GS550LT/LX/LZ | 80-82 | 18-8957x | 18-4666 | 18-2612 |
| GS550LD | 1983 | — | 18-4729 | — |
| GS550LF/LG | 85-86 | — | 18-4729 | — |
| GS550MZ | 1982 | 18-8957x | 18-4666 | 18-2612 |
| GS550TX | 1981 | 18-8957x | 18-4666 | 18-2612 |
| GT550K/L/M/A/B Indy | 73-77 | — | — | 18-2667 |
| GSF600ST/SV/SW/SX Bandit | 96-99 | 18-8953x | — | 18-2676 |
| GSX-R600V/W/X/Y | 96-00 | — | 18-8969 | — |
| GSF600SY/SK1/SK2/SK3 Bandit | 00-03 | 18-8953x | — | 18-2676 |
| GSX600FJ/FK Katana | 88-89 | 18-8957x | 18-4666 | — |
| GSX600FL~FV Katana | 90-97 | 18-8944 | — | — |
| GR650D/XD Tempter | 1983 | 18-8957x | 18-4666 | 18-2612 |
| GS650EX/EZ | 81-82 | 18-8957x | 18-4666 | 18-2612 |
| GS650GX/GZ/GD | 81-83 | 18-8957x | 18-4666 | 18-2612 |
| GS650GLX/GLZ/GLD | 81-83 | 18-8957x | 18-4666 | 18-2612 |
| GS650MD Katana | 1983 | 18-8957x | 18-4666 | 18-2612 |
| LS650FG/FH Savage | 86-87 | — | — | 18-2617 |
| LS650PG/PH/PJ Savage | 86-88 | — | — | 18-2617 |
| LS650PS/PT/PV/PW Savage | 95-98 | — | — | 18-2617 |
| LS650PX~PK3 Savage | 99-04 | — | — | 18-2617 |
| GS700EF/ESF | 1985 | 18-8957x | 18-4666 | 18-2612 |
| GV700GLF Madura | 1985 | 18-8957x | 18-4666 | — |
| GS750B/C/EC | 77-78 | 18-8956x | 18-4670 | 18-2614 |
| GS750N/EN/LN | 1979 | 18-8956x | 18-4670 | 18-2614 |
| GS750ET/EX/EZ/ED/ESD | 80-83 | 18-8957x | 18-4666 | 18-2612 |
| GS750LT/LX | 80-81 | 18-8957x | 18-4666 | 18-2612 |
| GS750TZ/TD | 82-83 | 18-8957x | 18-4666 | 18-2612 |
| GS750SD Katana | 1983 | 18-8957x | 18-4666 | 18-2612 |
| GSX750FK/FL/FM/FN Katana | 89-92 | 18-8944 | — | — |
| GSX750FP/FR/FS/FT/FV Katana | 93-97 | 18-8944 | — | — |
| GSX-R750G/H | 86-87 | 18-8957x | 18-4666 | — |
| GSX-R750RG | 1986 | 18-8957x | 18-4666 | — |
| GSX-R750J/K | 88-89 | 18-8944 | — | — |
| GSX-R750L/M/N (Calif) | 90-92 | 18-8944 | — | — |
| GSX-R750L/M/N (49 state) | 90-92 | 18-8944 | 18-4705 | — |
| GSX-R750WP/WR/WS (Calif) | 93-95 | 18-8944 | — | — |
| GSX-R750WP/WR/WS (49 state) | 93-95 | 18-8944 | 18-4705 | — |
| GSX-R750T/V | 96-97 | — | 18-8969 | — |
| GT750J/K Lemans | 72-73 | — | — | 18-2667 |
| GT750L/M/A/B Lemans | 74-77 | 18-8956x | 18-4673 | 18-2613 |
| V8800GLN/GLP/GLR Intruder | 92-94 | 18-8944 | — | — |
| V8800GLS/GLT/GLV Intruder | 95-97 | 18-8944 | — | — |
| V8800GLW/GLX/GLY Intruder | 98-00 | 18-8944 | — | — |
| V8800GLK1/GLK2 Intruder | 01-02 | 18-8944 | — | — |
| VX800L/M/N/P | 90-93 | 18-8944 | 18-4711 | — |
| VZ800V/W/X/Y Marauder | 97-00 | 18-8944 | — | — |
| VZ800K1/K2 Marauder | 01-02 | 18-8944 | — | — |

SUZUKI Street

Note: Float Needles *-sold each, x-sold pk/6, no mark-pk/5

| Application | Year | Float Needle | Fit. Valve Assy | Float Bowl Gskt/O-Ring |
|---------------------------|-------|--------------|-----------------|------------------------|
| GS850GN | 1979 | 18-8956x | 18-4670 | 18-2614 |
| GS850GT/GX/GZ/GD | 80-83 | 18-8957x | 18-4666 | 18-2612 |
| GS850GLT/GLX/GLZ/GLD | 80-83 | 18-8957x | 18-4666 | 18-2612 |
| GS1000C/EC/N | 78-79 | 18-8956x | 18-4670 | 18-2614 |
| GS1000EN/LN/SN | 1979 | 18-8956x | 18-4670 | 18-2614 |
| GS1000ET | 1980 | 18-8957x | 18-4666 | 18-2612 |
| GS1000GT/GX | 81-82 | 18-8957x | 18-4666 | 18-2612 |
| GS1000GLT/GLX | 81-82 | 18-8957x | 18-4666 | 18-2612 |
| GS1000ST | 1980 | 18-8957x | 18-4666 | 18-2612 |
| GS1000SZ Katana | 1982 | 18-8957x | 18-4666 | 18-2612 |
| GS1100ET/EX/EZ/ED/ESD | 80-83 | 18-8957x | 18-4666 | 18-2612 |
| GS1100GZ/GLZ/GD/GLD | 82-83 | 18-8957x | 18-4666 | 18-2612 |
| GS1100GKZ/GK2/GKD/GKE | 82-84 | 18-8957x | 18-4666 | 18-2612 |
| GS1100LT | 1980 | 18-8957x | 18-4666 | 18-2612 |
| GS1100SD Katana | 1983 | 18-8957x | 18-4666 | 18-2612 |
| GSX1100F Katana | 88-93 | — | 18-4729 | — |
| GSX1100GM/GN/GP Shaft | 91-93 | 18-8944 | 18-4709 | — |
| GSX-R1100G/H/J | 86-88 | 18-8957x | 18-4666 | — |
| GSX-R1100K/L/M/N | 89-92 | 18-8944 | — | — |
| GSX-R1100WP/WR | 93-94 | 18-8944 | 18-4705 | — |
| GSX-R1100WS/WT/WV/WW | 95-98 | 18-8944 | 18-4727 | — |
| GS1150ES3/ESE/EF/ESF | 83-85 | 18-8957x | 18-4666 | 18-2612 |
| GS1150EF2/EG/ESG | 85-86 | 18-8957x | 18-4666 | 18-2612 |
| GSF1200SV/SW/SX/SY Bandit | 97-00 | — | 18-4727 | — |
| GSF1200SAV Bandit | 1997 | — | 18-4727 | — |
| GV1200GLF/GLG Madura | 85-86 | 18-8957x | 18-4666 | — |
| GV1200GLF2 Madura | 1985 | 18-8957x | 18-4666 | — |
| VS1400GL Intruder | 87-92 | 18-8944 | 18-4711 | — |
| VS1400GLPP~GLPK1 Intruder | 93-01 | 18-8944 | — | — |

SUZUKI ATV

| | | | | |
|-------------------------------|-------|----------|---------|---------|
| ALT185F | 1985 | — | 18-4606 | — |
| LT185E/F/G/H Quadrunner | 84-87 | — | 18-4606 | — |
| LT230EH/EJ/EK/EL Quadrunner | 87-90 | — | 18-4606 | — |
| LT230EM/EN/EP Quadrunner | 91-93 | — | 18-4606 | — |
| LT230GEF/GEG Quadrunner | 85-86 | — | 18-4606 | — |
| LT230SF/SG/SH/SJ QuadSport | 85-88 | — | — | — |
| LT-F230G/H | 86-87 | — | 18-4606 | — |
| LT250EFF/EFG Quadrunner | 85-86 | — | — | — |
| LT250RF~RN QuadRacer | 85-92 | — | 18-4683 | — |
| LT250SK/SL QuadSport | 89-90 | — | — | — |
| LT-F250FX/FY/FK1/FK2 | 99-02 | 18-8957x | 18-4666 | — |
| LT-F250J/K | 88-89 | — | 18-4607 | — |
| LT-F250L/M/N/P | 90-93 | 18-8957x | 18-4666 | — |
| LT-F250R/S/T/V/W/X | 94-99 | 18-8957x | 18-4666 | — |
| LT-4WDH/WDJ/WDK 4x4 | 87-89 | — | 18-4607 | — |
| LT-4WDL/M/N/P/R/S/T 4x4 | 90-96 | 18-8957x | 18-4666 | — |
| LT-300EH/EJ/EK Quadrunner | 87-89 | — | — | — |
| LT-F300FX King Quad | 1999 | — | 18-4711 | — |
| LT-F4WDXM/N/P/R King Quad | 91-94 | — | 18-4711 | — |
| LT-F4WDXS/T/V/W King Quad | 95-98 | — | 18-4711 | — |
| LT-F4WDV/WDW | 97-98 | — | 18-4711 | — |
| LT-A400FK2/FK3 Eiger Auto 4WD | 02-03 | — | — | 18-2676 |
| LT-A400FK4 Eiger Auto 4WD | 2004 | — | — | 18-2676 |
| LT-A400FCK3 Eiger Auto 4WD | 2003 | — | — | 18-2676 |
| LT-A400FCK4 Eiger Auto 4WD | 2004 | — | — | 18-2676 |
| LT-A400K2/K3 Eiger Auto 2WD | 02-03 | — | — | 18-2676 |
| LT-A400K4 Eiger Auto 2WD | 2004 | — | — | 18-2676 |
| LT-F400FK2/FK3/FK4 Eiger 4WD | 02-04 | — | — | 18-2676 |
| LT-F400K2/K3/K4 Eiger 2WD | 02-04 | — | — | 18-2676 |
| LT-400K2/K3 Eiger 2WD | 02-03 | — | — | 18-2676 |
| LT-Z400K3/K4/K5 Quad Sport | 03-05 | 18-8944 | — | — |
| LT-A500FK2/FK3 Vinson 4WD | 02-03 | 18-8977* | — | 18-2676 |
| LT-A500FK4/FCK4 Vinson 4WD | 2004 | 18-8977* | — | 18-2676 |
| LT-F500FK3 Vinson Manual 4WD | 2003 | 18-8977* | — | 18-2676 |
| LT-F500FK4 Vinson Manual 4WD | 2004 | 18-8977* | — | 18-2676 |

SHOP EQUIP & TOOLS

HARD PARTS

CARB & FUEL

IGNITION/ELECTRICAL

CONTROL

SUSPENSION

ACCESSORIES

FLOAT NEEDLES, VALVE ASSEMBLIES & GASKETS/O-RINGS

SUZUKI Dual Sport/Offroad

Note: Float Needles *-sold each, x-sold pk/6, no mark-pk/5

| Application | Year | Float Needle | Flt. Valve Assy | Float Bowl Gskt/O-Ring |
|---------------------------|-------|--------------|-----------------|------------------------|
| RM60K3 | 2003 | — | 18-4675 | 18-2651 |
| RM65K3/K4 | 03-04 | — | — | 18-2651 |
| DR100D/E/F/G/H/J/K/L | 83-90 | — | 18-4607 | — |
| SP100D | 1983 | — | 18-4607 | — |
| DR-Z110K3/K5 | 03-05 | — | — | 18-2649 |
| DR125G/H/J | 86-88 | — | 18-4607 | — |
| DR125SER/SES/SET | 94-96 | 18-8957x | 18-4666 | — |
| DR-Z125K3/K5 | 03-05 | — | 18-4695 | — |
| DR-Z125LK3/LK5 | 03-05 | — | 18-4695 | — |
| RM125E/F/G/H | 84-87 | — | 18-4683 | — |
| RM125J/K/L/M/N/P | 88-93 | — | 18-4665 | 18-2552 |
| RM125R/S/T/V/W | 94-98 | 18-8977* | — | 18-8985 |
| RM125X/Y | 99-00 | 18-8977* | — | — |
| SP125G/H/J | 86-88 | — | 18-4607 | — |
| DR200SET~SEK4 Dual Sport | 96-04 | 18-8957x | 18-4666 | — |
| SP200G/H/J | 86-88 | 18-8957x | 18-4666 | — |
| DR250SL~SER Dual Sport | 90-95 | 18-8944 | 18-4709 | — |
| PE250B/C/N | 77-79 | — | — | — |
| RL250L/M Trials Exacta | 74-75 | — | — | 18-2667 |
| RM250A/B/C/C2/N/T | 76-80 | — | — | — |
| RM250Z/D/E/F/G | 82-86 | — | 18-4683 | — |
| RM250J/K/L/M/N | 88-92 | — | 18-4665 | 18-2552 |
| RM250P/R/S/T | 93-96 | 18-8984* | — | 18-8985 |
| RM250V | 1997 | 18-8977* | — | 18-8985 |
| RM250W/X/Y/K1/K2/K3/K4 | 98-05 | 18-8977* | — | — |
| RMX250K/L/M/N | 89-92 | — | 18-4665 | 18-2552 |
| RMX250P/R/S/T/V/W | 93-98 | 18-8984* | — | 18-8985 |
| RM-Z250K4 (4-stroke) | 04-05 | 18-8977* | — | — |
| SP250Z/D | 82-83 | — | — | 18-2617 |
| SP250F | 1985 | — | — | 18-2617 |
| TS250R/J/K/L/M Savage | 71-75 | — | — | 18-2667 |
| DR350SL~SEX Dual Sport | 90-99 | 18-8944 | 18-4709 | — |
| RM370A/B | 76-77 | — | — | — |
| RM400C/N/T | 78-80 | — | — | — |
| DR-Z400EY/EK1/EK2 | 00-02 | 18-8977* | — | — |
| DR-Z400EK3/EK4 (FCR Carb) | 03-04 | 18-8977* | — | — |

TRIUMPH Street

| | | | | |
|------------------------------------|----------|---|---|---------|
| Applications with Keihin CVK Carbs | 18-8977* | — | — | 18-2676 |
| Applications with Mikuni BS Carbs | 18-8944 | — | — | — |

YAMAHA Street

| | | | | |
|--------------------------|-------|----------|---------|---------|
| XC180DN/DNC Riva 180 | 1985 | 18-8944 | 18-4651 | — |
| XC180 Riva | 83-85 | 18-8944 | 18-4651 | — |
| SR250 Exciter/Exciter II | 80-82 | 18-8944 | 18-4651 | 18-2612 |
| SRX250T/TC | 1987 | 18-8940 | — | 18-4774 |
| XV250 Virago /Route 66 | 88-05 | 18-8944 | — | 18-8996 |
| RZ350L/N/NC/NCII | 84-85 | — | — | 18-2651 |
| XS360C/D/2D | 76-77 | 18-8956x | 18-4673 | 18-2613 |
| FZR400U/SUC/W/SWC/A/SAC | 88-90 | 18-8944 | — | — |
| XS400D/E/2E/F/2F | 77-79 | 18-8956x | 18-4673 | 18-2617 |
| XS400 Special Series | 80-82 | 18-8944 | 18-4651 | 18-2612 |
| XS400J Maxim | 1982 | 18-8957x | 18-4666 | 18-2635 |
| XS400K Maxim | 1983 | 18-8957x | — | 18-2635 |
| XS400RJ Seca | 1982 | 18-8957x | 18-4666 | 18-2635 |
| XS400RK Seca | 1983 | 18-8957x | — | 18-2635 |
| SR500E/F/G/H | 78-81 | 18-8942 | — | — |
| XS500C/D | 76-77 | — | — | 18-2613 |
| XS500E | 1978 | 18-8956x | 18-4673 | 18-2617 |

YAMAHA Street

Note: Float Needles *-sold each, x-sold pk/6, no mark-pk/5

| Application | Year | Float Needle | Flt. Valve Assy | Float Bowl Gskt/O-Ring |
|------------------------------|-------|--------------|-----------------|------------------------|
| XV535 Virago | 90-99 | 18-8944 | 18-4757 | — |
| XJ550H/J/K Maxim | 81-83 | 18-8944 | 18-4651 | 18-2615 |
| XJ550RH/RJ/RK Seca | 81-83 | 18-8944 | 18-4651 | 18-2615 |
| XZ550RJ Vision | 1982 | 18-8957x | — | — |
| XZ550RK Vision | 1983 | 18-8957x | 18-4666 | — |
| FJ600L/LC/N/NC | 84-85 | 18-8944 | 18-4651 | 18-2635 |
| FZ600S/SC/T/TC/U/UC | 86-88 | 18-8944 | 18-4760 | 18-2615 |
| FZR600 | 89-99 | 18-8944 | — | — |
| XJ600SD/SDC~SK/SKC Seca II | 92-98 | 18-8944 | — | 18-8996 |
| SRX600S/SC | 1986 | 18-8935 | — | 18-4773 |
| YX600S/SC~A/AC Radian | 86-90 | 18-8944 | 18-4760 | 18-2615 |
| YZF600RG/RGC~RS/RSC | 95-05 | 18-8953x | — | 18-2677 |
| YZF-R6 | 00-02 | 18-8944 | — | — |
| XJ650G/H/J/K Maxim | 80-83 | 18-8943 | 18-8937 | 18-2619 |
| XJ650LH Midnight Maxim | 1981 | 18-8943 | 18-8937 | 18-2619 |
| XJ650LJ/LK Seca Turbo | 82-83 | 18-8957x | — | — |
| XJ650RJ Seca | 1982 | 18-8943 | 18-8937 | 18-2619 |
| XS1/XS1B/XS2-650 | 70-72 | — | — | 18-2613 |
| TX650/A | 73-74 | — | — | 18-2613 |
| XS650B/C/D/E/F | 75-79 | — | — | 18-2613 |
| XS6502F | 1979 | — | — | 18-2613 |
| XS650SE/SF Special | 78-79 | — | — | 18-2613 |
| XS650 Twins, All | 80-83 | 18-8944 | 18-4651 | 18-2619 |
| XVS650 V-Star | 98-04 | 18-8944 | — | 18-8996 |
| FZ700T/TC | 1987 | 18-8944 | — | 18-8992 |
| FZX700S/SC/T/TC | 86-87 | 18-8944 | — | 18-8992 |
| XJ700N/NC Maxim (Hitachi) | 1985 | 18-8943 | 18-8937 | 18-2619 |
| XJ700S/SC Maxim (Hitachi) | 1986 | 18-8943 | 18-8937 | 18-2619 |
| XJ700XN/XNC Maxim X (Mikuni) | 1985 | 18-8944 | 18-4760 | 18-2635 |
| XJ700XS/XSC Maxim X (Mikuni) | 1986 | 18-8944 | 18-4760 | 18-2635 |
| XV700 Virago, All | 84-87 | 18-8943 | 18-8937 | 18-8994 |
| FZ750N/S/SC | 85-86 | 18-8944 | — | 18-8992 |
| FZ750U/UC | 1988 | 18-8944 | — | 18-8992 |
| FZR750RT/RU | 87-88 | 18-8944 | — | 18-8992 |
| TX750/A | 73-74 | — | — | 18-2613 |
| XJ750J/K Maxim | 82-83 | 18-8943 | 18-8937 | 18-2619 |
| XJ750MK Midnight Maxim | 1983 | 18-8943 | 18-8937 | 18-2619 |
| XJ750RH/RJ/RK Seca | 81-83 | 18-8943 | 18-8937 | 18-2619 |
| XS750D/2D | 1977 | 18-8956x | 18-4673 | 18-2613 |
| XS750E/F | 78-79 | 18-8956x | 18-4673 | 18-2617 |
| XS750SE/SF Special | 78-79 | 18-8956x | 18-4673 | 18-2617 |
| XV750H/J/K Virago | 81-83 | 18-8943 | 18-8937 | 18-2624 |
| XV750MK Midnight Virago | 1983 | 18-8943 | 18-8937 | 18-2624 |
| XV750 Virago, All | 88-98 | 18-8944 | 18-4758 | 18-2696 |
| TDM850D/DC/E/EC | 92-93 | 18-8944 | — | — |
| XS850G/H | 80-81 | 18-8943 | 18-8971 | 18-2622 |
| XS850LG/LH Midnight Special | 80-81 | 18-8943 | 18-8971 | 18-2622 |
| XS850SG/SH Special | 80-81 | 18-8943 | 18-8971 | 18-2622 |
| XV920J Virago | 1982 | 18-8943 | 18-8937 | 18-2624 |
| XV920K Virago | 1983 | 18-8943 | 18-8937 | 18-8994 |
| XV920MK Midnight Virago | 1983 | 18-8943 | 18-8937 | 18-8994 |
| XV920RH/RJ | 81-82 | 18-8943 | 18-8937 | 18-2624 |
| XJ900RK Seca | 1983 | 18-8957x | — | 18-2635 |
| FZR1000T/TC/U/UC | 87-88 | 18-8944 | — | 18-8992 |
| FZR1000W/WC~F/FC | 89-94 | 18-8944 | — | — |
| FZS1000 FZ1 | 01-04 | 18-8944 | — | — |
| XV1000L/LC/N/NC Virago | 84-85 | 18-8943 | 18-8937 | 18-8994 |
| FJ1100L/LC/N/NC | 84-85 | 18-8944 | 18-4760 | 18-2635 |
| XJ1100J Maxim | 1982 | 18-8944 | 18-4651 | 18-2612 |
| XS1100E/F | 78-79 | 18-8956x | 18-4673 | 18-2617 |
| XS1100G/H | 80-81 | 18-8944 | 18-4651 | 18-2612 |
| XS1100LG/LH Midnight Special | 80-81 | 18-8944 | 18-4651 | 18-2612 |
| XS1100SF Special | 1979 | 18-8956x | 18-4673 | 18-2617 |
| XS1100SG/SH Special | 80-81 | 18-8944 | 18-4651 | 18-2612 |
| XV1100S/SC/T/TC Virago | 86-87 | 18-8943 | 18-8937 | 18-8994 |
| XV1100U/UC~L/LC Virago | 88-99 | 18-8944 | 18-4758 | 18-2696 |
| XVS1100 V-Star, All | 00-04 | 18-8944 | — | — |

YAMAHA Street

Note: Float Needles *-sold each, x-sold pk/6, no mark-pk/5

| Application | Year | Float Needle | Flt. Valve Assy | Float Bowl Gskt/O-Ring |
|--------------------------------|-------|----------------|-----------------|------------------------|
| FJ1200S/SC/T/TC | 86-87 | 18-8944 | 18-4760 | 18-2635 |
| FJ1200W/WC/A/AC | 89-93 | 18-8944 | 18-4758 | 18-2635 |
| VMX12N/NC~S1/S1C V-Max | 85-04 | 18-8944 | 18-4757 | — |
| XVZ13 Venture & Venture Royale | 86-93 | 18-8944 | 18-4757 | — |
| XVZ13 Royal Star, All | 96-04 | 18-8944 | 18-4758 | 18-8996 |
| XV1600 Road Star | 99-03 | 18-8944 | — | — |
| XV1700 Road Star | 2004 | 18-8944 | — | — |

YAMAHA ATV

| | | | | |
|-------------------------------|-------|-----------------|----------------|----------------|
| YFA1W Breeze Moto-4 | 1989 | — | 18-4695 | 18-2660 |
| YFA1B~YFA1H Breeze Moto-4 | 91-96 | — | 18-4695 | 18-2660 |
| YFA1J~YFA1S/SC Breeze Moto-4 | 97-04 | — | 18-4695 | 18-2660 |
| YFM125S/GT Grizzly 125 | 04-05 | — | 18-4695 | 18-2660 |
| YFM125GHT Grizzly 125 Hunter | 2005 | — | 18-4695 | 18-2660 |
| YT125G/H/J/K/L/N Tri-Moto | 80-85 | — | — | 18-2651 |
| YT175J/K Tri-Moto | 82-83 | — | — | 18-2651 |
| YFM200N Moto-4 | 1985 | — | 18-4695 | 18-2660 |
| YFM200DXS~DXW Moto-4 | 86-89 | — | 18-4695 | 18-2660 |
| YFS200U~T Blaster | 88-05 | — | 18-4698 | 18-2651 |
| YTM200 Tri-Moto | 83-85 | — | — | 18-2660 |
| YFM225S/T/U Moto-4 | 86-88 | — | 18-4695 | 18-2660 |
| YTM225DRN/DRS Tri-Moto | 85-86 | — | 18-4695 | 18-2660 |
| YTM225DXK/DXL/DXN Tri-Moto | 83-85 | — | 18-4695 | 18-2660 |
| YFU1TW/YFU1W Pro-Hauler | 1989 | — | 18-4695 | 18-2660 |
| YFB250 Timberwolf | 92-00 | — | 18-4695 | 18-2660 |
| YFM250W/A/B Moto-4 | 89-91 | — | 18-4695 | 18-2660 |
| YFM350AS Bruin 350 Auto 2WD | 2004 | 18-8944 | 18-9255 | — |
| YFM350ERT~ERA Moto-4 ATV | 87-90 | 18-8944 | 18-4693 | 18-4628 |
| YFM350ERD/ERE/ERF/ERG | 92-95 | 18-8944 | 18-4693 | 18-4628 |
| YFM350FAHS Bruin 350 Auto 4x4 | 2004 | 18-8944 | 18-9255 | 18-4646 |
| YFM350FAS Bruin 350 Auto 4x4 | 2004 | 18-8944 | 18-9255 | 18-4646 |
| YFM350FWT~FWJ Big Bear | 87-97 | 18-8944 | 18-4693 | 18-4628 |
| YFM350FWBJ Big Bear 4WD | 1997 | 18-8944 | — | — |
| YFM350FXG Wolverine | 1995 | 18-8944 | 18-4693 | 18-4628 |
| YFM350FXH~FXS Wolverine | 96-04 | 18-8944 | — | — |
| YFM350S/RT Raptor 350 | 04-05 | 18-8944 | — | 18-4646 |
| YFM350UH/UJ/UK Big Bear 2WD | 96-98 | 18-8944 | 18-4693 | 18-4628 |
| YFM350UL Big Bear 2WD | 1999 | 18-8944 | — | — |
| YFM350XT~XS/XSC Warrior | 87-04 | 18-8944 | 18-4693 | 18-4628 |
| YFP350U Terrapro | 1988 | 18-8944 | 18-4693 | 18-4628 |
| YFZ350T~T Banshee | 87-05 | 18-8944 | 18-4699 | 18-2651 |
| YFM400FWE~FWK Kodiak 4WD | 93-98 | 18-8944 | 18-4693 | 18-4628 |
| YFM400AR/AS Kodiak 400 2WD | 03-04 | 18-8944 | 18-9255 | 18-4646 |
| YFM400FAR/FAS Kodiak 400 4WD | 03-04 | 18-8944 | 18-9255 | 18-4646 |
| YFM400FAHR Kodiak 400 4WD | 2003 | 18-8944 | 18-9255 | 18-4646 |
| YFM450Kodiak | 03-04 | 18-8944 | 18-9255 | 18-4646 |
| YFZ450S/T | 04-05 | 18-8977* | — | — |
| YFM600F Grizzly | 98-01 | 18-8944 | 18-9249 | — |
| FM600FN Grizzly | 2001 | 18-8944 | 18-9249 | — |
| YFM660FGrizzly, All | 02-05 | 18-8944 | — | 18-4646 |

YAMAHA Dual Sport/Offroad

| | | | | |
|-----------------------------|-------|---|---|----------------|
| YZ50G | 1980 | — | — | 18-2651 |
| YZ60H/J/K | 81-83 | — | — | 18-2651 |
| YZ80B/C/D/E/F/G/H/J/K/L | 75-84 | — | — | 18-2651 |
| YZ80N/S/T/U/W/A/B/D/E1 | 85-93 | — | — | 18-2651 |
| YZ280F1/G1/H1/J1/K1/L/M1/N1 | 94-01 | — | — | 18-2651 |
| DT100A/B/C/D/E/F/G/H/J/K | 74-83 | — | — | 18-2651 |
| MX100F/G/H/J/K | 79-83 | — | — | 18-2651 |
| RT100A | 1990 | — | — | 18-2651 |
| RT100D~M | 92-00 | — | — | 18-2651 |
| AT2/AT3-125 Enduro | 72-73 | — | — | 18-2651 |
| DT125A/B/C Enduro | 74-76 | — | — | 18-2651 |
| DT125E/F/G/H Enduro | 78-81 | — | — | 18-2651 |
| TT125RM/RMC | 2000 | — | — | 18-2660 |
| TT-R125LWM Offroad | 2000 | — | — | 18-2660 |
| TT-R125LN/LPC/LR/LS | 01-04 | — | — | 18-2660 |

YAMAHA Dual Sport/Offroad

Note: Float Needles *-sold each, x-sold pk/6, no mark-pk/5

| Application | Year | Float Needle | Flt. Valve Assy | Float Bowl Gskt/O-Ring |
|---------------------------|-------|-----------------|-----------------|------------------------|
| TT-R125LER/LES | 03-04 | — | — | 18-2660 |
| TT-R125LER/LES | 03-04 | — | — | 18-2660 |
| TT-R125N/P/R/S | 01-04 | — | — | 18-2660 |
| TT-R125ER/ES | 03-04 | — | — | 18-2660 |
| YZ125L | 1984 | — | — | — |
| YZ125W/A/B/D/E1/F1 | 89-94 | — | 18-4665 | 18-2552 |
| CT2/CT3-175 Enduro | 72-73 | — | — | 18-2651 |
| DT175A/B/C Enduro | 74-76 | — | — | 18-2651 |
| DT175E/F/G/H Enduro | 78-81 | — | — | 18-2651 |
| MX175F/G/H | 79-81 | — | — | 18-2651 |
| TY175B/C Trials | 75-76 | — | — | 18-2651 |
| RT180A~K | 90-98 | — | — | 18-2651 |
| TW200T/TC~M/MC Trailway | 87-00 | — | — | 18-4774 |
| TT225S/T | 86-87 | — | — | 18-4773 |
| TT-R225L/LC/M/MC/N/NC | 99-01 | 18-8944 | — | — |
| TT-R225P/PC/R/RC/S/SC | 02-04 | 18-8944 | — | — |
| DT1-250 Enduro | 1968 | — | — | 18-2667 |
| DT1B/DT1C-250 Enduro | 69-70 | — | — | 18-2667 |
| DT1E-250 Enduro | 1971 | — | — | 18-2667 |
| DT1S-250 Enduro | 1969 | — | — | 18-2667 |
| DT1C-MX250 | 1970 | — | — | 18-2667 |
| DT1E-MX250 | 1971 | — | — | 18-2667 |
| DT2/DT3-250 Enduro | 72-73 | — | — | 18-2667 |
| IT250D/E/F/G/H/J/K | 77-83 | — | — | — |
| MX250B | 1975 | — | — | — |
| WR250ZD/ZE/ZF/ZG/ZH/ZJ | 92-97 | — | — | — |
| WR250FN/FP/FR/FS | 01-04 | 18-8977* | — | — |
| XT250L/LC Dual Sport | 1984 | 18-8935 | — | 18-4774 |
| YZ250FN/FP/FR/FS 4-stroke | 01-04 | 18-8977* | — | — |
| YZ250C/D/E/F/G/H | 76-81 | — | — | — |
| YZ250J/K/L/M/S/T/U | 82-88 | — | — | — |
| YZ250W/A/B/D/E1/F1 | 89-94 | — | 18-4665 | 18-2552 |
| YZ250G1/H1/J1/K1 | 95-98 | 18-8977* | — | 18-8985 |
| YZ250L1/M1/N/P/R/S1 | 99-04 | 18-8977* | — | — |
| YZ250WRW/WRA | 89-90 | — | 18-4665 | 18-2552 |
| BW350T/U | 87-88 | 18-8940 | — | 18-4773 |
| TT350S/T Offroad | 86-87 | 18-8935 | — | 18-4774 |
| XT350N/NC~M/MC Dual Sport | 85-00 | 18-8935 | — | 18-4774 |
| IT400C/D/E/F | 76-79 | — | — | — |
| MX400B | 1975 | — | — | — |
| YZ400C/D/E/F | 76-79 | — | — | — |
| WR400FK/FL/FM | 98-00 | 18-8977* | — | — |
| YZ400FK/FL | 98-99 | 18-8977* | — | — |
| IT425G | 1980 | — | — | — |
| YZ426FM/FN/FP | 00-02 | 18-8977* | — | — |
| WR426FN/FP | 01-02 | 18-8977* | — | — |
| WR450FR/FS | 03-04 | 18-8977* | — | — |
| YZ450FR/FS | 03-04 | 18-8977* | — | — |
| IT465H/J | 81-82 | — | — | — |
| YZ465G/H | 80-81 | — | — | — |
| IT490K/L | 83-84 | — | — | — |
| YZ490J/K/L/N/S/T/U/W/A | 82-90 | — | — | — |
| SC500/A Scrambler | 73-74 | — | — | — |
| WR500ZD/ZE | 92-93 | — | — | — |
| XT500E/F/G/H Dual Sport | 78-81 | 18-8942 | — | — |
| XT550J/K Dual Sport | 82-83 | 18-8935 | — | 18-4773 |
| TT600K/L/N/S Offroad | 83-86 | 18-8935 | — | 18-4773 |
| XT600L/LC~W/WC Dual Sport | 84-89 | 18-8935 | — | 18-4773 |
| XT600EA/EAC~EG/EGC Dual | 90-95 | 18-8940 | — | 18-4773 |

VACUUM & FUEL LINE PLUGS

Step designed plugs allow closing two lines of same or different sizes at the same time. Fits all 1/8", 3/18", 1/4", 5/16", 3/8" and 1/2" hoses. Tapered caps close tubes from 1/8" to 1/2". Bead chain prevents loss. Sold as a set.

35-7758 Vacuum & Fuel Line Plugs



AIR CUT-OFF VALVE SETS

SHOP EQUIP & TOOLS

HARD PARTS

CARB & FUEL

IGNITION/ELECTRICAL

CONTROL

SUSPENSION

ACCESSORIES



K&L AIR CUT-OFF VALVE SETS

Here's an inexpensive kit as an alternative to the costly OEM assembly. To prevent "afterburn" generated by a lean fuel mixture when closing the throttle, the cut-off valve temporarily closes the slow-jet air passage, creating an instantly richer mixture. Included in these high quality kits are all parts necessary for a complete rebuild. (diaphragm, spring and o-ring). **Made in Japan.**

HONDA Street

18-2824 16048-MR1-305, 16048-MR1-004, 16048-MS9-641
16048-MR1-691

| | |
|---------------------------|-------|
| VT600C Shadow VLX | 89-97 |
| VT600CD Shadow VLX Deluxe | 93-98 |
| NT650 Hawk GT | 88-91 |
| PC800 Pacific Coast | 89-90 |
| PC800 Pacific Coast | 94-98 |

18-2793 16048-428-305, 16048-425-671

| | |
|--------------------|------|
| CB650 | 1979 |
| CB750F Super Sport | 1979 |
| CB750K | 1979 |
| CB750L LTD | 1979 |

18-2794 16048-413-004

| | |
|------------------|-------|
| XL250S 78-79 | |
| CB400A Automatic | 1978 |
| CB400T1 Hawk | 78-79 |
| CB400TII Hawk | 79-79 |
| CM400A Automatic | 1979 |
| CM400T | 1979 |
| CX500 | 78-79 |
| CX500C Custom | 1979 |
| CX500D Deluxe | 1979 |

18-2796 16048-KB7-901

| | |
|-------------------------------|-------|
| XL250R | 82-83 |
| FT500 Ascot (single cylinder) | 82-83 |
| XL500R | 1982 |
| CX650C Custom | 1983 |
| GL650 Silverwing | 1983 |
| GL650I Silverwing Interstate | 1983 |
| CB1000C Custom | 1983 |
| CB1100F Super Sport | 1983 |

18-2797 16048-MA2-004, 16048-422-004

| | |
|------------------------------------|-------|
| CBX1000 (1047cc 6-cyl) Super Sport | 79-82 |
|------------------------------------|-------|

18-2792 16048-371-004

| | |
|----------------------|-------|
| GL1000 Goldwing | 75-79 |
| GL1000L Goldwing LTD | 1976 |

18-2798 16048-MG9-741, 16048-MG9-671

| | |
|-----------------------------|-------|
| GL1200 Goldwing | 1984 |
| GL1200A Goldwing Aspencade | 84-87 |
| GL1200I Goldwing Interstate | 84-87 |

HONDA Street

18-2834 16048-MR7-004, 16048-MM5-671

| | |
|--|-------|
| VTR250 Interceptor VTR | 88-90 |
| CBR600F Hurricane (California models only) | 87-89 |
| VFR750R RC90 | 1990 |
| VFR750F | 90-93 |
| CBR1000F Hurricane | 87-88 |
| ST1100 | 91-02 |
| ST1100A (ABS) | 92-02 |

18-2823 16048-MM8-405, 16048-MAH-670, 16048-MM8-772

| | |
|----------------------------|-------|
| VT1100C Shadow 1100 | 87-90 |
| VT1100C Shadow 1100 | 92-96 |
| VT1100C Shadow 1100 Spirit | 97-03 |
| VT1100C2 Shadow 1100 ACE | 95-99 |
| VT1100C2 Shadow Sabre | 00-03 |
| VT1100C2-2 Shadow 1100 | 1997 |
| VT1100C3 Shadow Aero | 98-02 |
| VT1100D2 Shadow 1100 ACE | 1999 |
| VT1100T Shadow ACE Tourer | 98-01 |

18-2795 16048-429-771, 16048-429-671

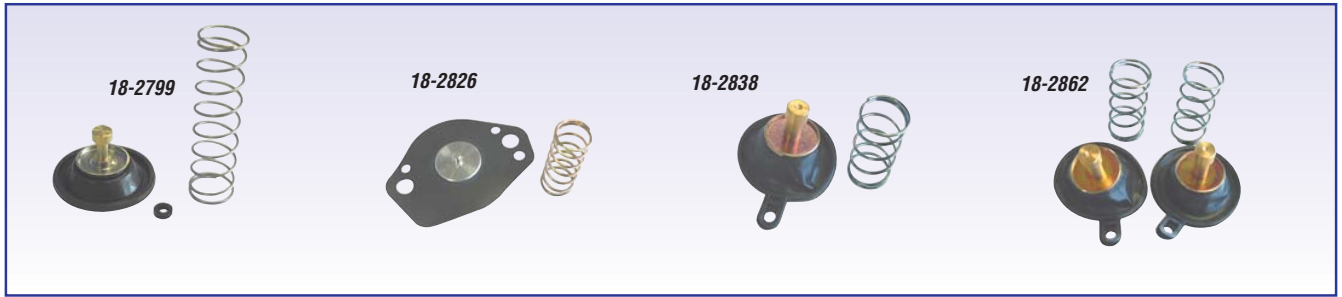
| | |
|------------------------------|-------|
| XL250S | 80-81 |
| CB400T | 80-81 |
| CM400A Automatic | 80-81 |
| CM400C Custom | 1981 |
| CM400E | 80-81 |
| CM400T | 80-81 |
| CB450SC Nighthawk | 82-83 |
| CB450SC Nighthawk | 1985 |
| CB450T Hawk | 1982 |
| CM450A Automatic | 82-83 |
| CM450C Custom | 1982 |
| CM450E | 82-83 |
| CX500C Custom | 80-82 |
| CX500D Deluxe | 80-81 |
| GL500 Silverwing | 81-82 |
| GL500I Silverwing Interstate | 81-82 |
| XL500S Dual Sport | 79-81 |
| CB650 | 1980 |
| CB650C Custom | 1980 |
| CB750C Custom | 80-82 |
| CB750F Super Sport | 80-82 |
| CB750K | 80-82 |
| CB750SC Nighthawk | 82-83 |
| CB900C Custom | 80-82 |
| CB900F Super Sport | 81-82 |
| GL1100 Goldwing | 80-83 |
| GL1100A Goldwing Aspencade | 82-83 |
| GL1100I Goldwing Interstate | 80-83 |

HONDA Dual Sport/Offroad

18-2794 16048-413-004

| | |
|--------|-------|
| XL250S | 78-79 |
|--------|-------|

Toll Free: 800-727-6767 www.klsupply.com Fax: 408-727-4842



HONDA Dual Sport/Offroad

| | | |
|----------------|---------------|-------|
| 18-2796 | 16048-KB7-901 | |
| CRF230F | | 03-04 |
| XL250R | | 82-83 |
| XR250R | | 86-04 |
| XR350R | | 1985 |
| XL500R | | 1982 |
| XR600R | | 88-00 |

18-2795 16048-429-771

| | | |
|--------|--|-------|
| XL250S | | 80-81 |
| XR250 | | 1980 |
| XR250R | | 81-82 |
| XL500S | | 79-81 |
| XR500 | | 79-80 |
| XR500R | | 81-82 |

KAWASAKI Street

| | | |
|-----------------------------------|---|-------|
| 18-2799 | 43028-1053 Diaphragm - qty 1 92081-1891 Spring - qty 1 92055-1245 O-Ring ("U-Ring") - qty 1 | |
| EL250B2/B3 Eliminator | | 88-89 |
| EL250E1 250HS Eliminator | | 1991 |
| EX250E1/E2 Ninja250R | | 86-87 |
| EX250F1/F2/F3 Ninja 250R | | 88-90 |
| EX250F6~F17 Ninja 250R | | 92-04 |
| KL600A1/B1/B2 KLR600 | | 84-86 |
| KL650A1~A19 KLR650 | | 87-05 |
| KL650B2 Tengai KLR650 | | 1990 |
| KLX650C1/C2/C3/C4 (dual) | | 93-96 |
| VN700A1 Vulcan | | 1985 |
| VN750A2~A21 Vulcan 750 | | 86-05 |
| ZG1000A1~A20 Concours | | 86-05 |
| ZL1000A1 Eliminator | | 1987 |
| VN1500A1~A9 Vulcan 88 | | 87-95 |
| VN1500A10/A11/A12/A13 Vulcan 1500 | | 96-99 |
| VN1500B1/B2/B3/B4 Vulcan 88 SE | | 87-90 |
| VN1500C3/C4 Vulcan 1500L | | 96-97 |

| | | |
|--|---|-------|
| 18-2801 | 43028-1053 Diaphragm - qty 1 92081-1885 Spring - qty 1 92055-1245 O-Ring ("U-Ring") - qty 1 | |
| VN800A1/A2/A3/A4/A5/A6 Vulcan 800 | | 95-00 |
| VN800A7/A8/A9/A10/A11 Vulcan 800 | | 01-05 |
| VN800B1/B2/B3/B4/B5 Vulcan 800 Classic | | 96-00 |
| VN800B6/B7/B8/B9 Vulcan 800 Classic | | 01-04 |
| VN800C1/C2 Vulcan 800 Drifter | | 99-00 |
| VN800E1/E2/E3/E4 Vulcan 800 Drifter | | 01-04 |
| VN1500D1/D2 Vulcan 1500 Classic | | 96-97 |
| VN1500E1/E2/E3 Vulcan 1500 Classic | | 98-00 |
| VN1500E4/E5 Vulcan 1500 Classic | | 01-02 |
| VN1500E6/E7 Vulcan 1500 Classic | | 03-04 |
| VN1500G1/G1A/G1AL/G1L Vulcan Nomad | | 1999 |
| VN1500G2A/G2AL Vulcan Nomad | | 2000 |
| VN1500G3/G3L Vulcan 1500 Nomad | | 2001 |

KAWASAKI ATV

| | | |
|-----------------------|---|-------|
| 18-2826 | 43028-S008 Diaphragm - qty 1 92145-S098 Spring - qty 1 | |
| KSF400A1/A2/A3 KFX400 | | 03-05 |

KAWASAKI Dual Sport/Offroad

| | | |
|----------------|---|-------|
| 18-2826 | 43028-S008 Diaphragm - qty 1 92145-S056 Spring - qty 1 | |
| KLX125A1/A2/A3 | | 03-05 |
| KLX125B1/B2/B3 | | 03-05 |

| | | |
|-----------------------------|---|-------|
| 18-2799 | 43028-1053 Diaphragm - qty 1 92081-1891 Spring - qty 1 92055-1245 O-Ring ("U-Ring") - qty 1 | |
| KLX400B1 (Offroad) | | 2003 |
| KL600A1/B1/B2 KLR600 | | 84-86 |
| KL650A1~A19 KLR650 | | 87-05 |
| KL650B2/B3 Tengai KLR650 | | 90-91 |
| KLX650A1/A2/A3/D1 (Offroad) | | 93-96 |
| KLX650C1~C4 (Dual Sport) | | 93-96 |

SUZUKI Street

| | | |
|---|---|-------|
| 18-2838 | 13480-24B00-Diaphragm-qty 1 13481-05A10-Spring-qty 1 | |
| NOTE: The applications listed for 18-2838 all use one diaphragm and spring per carb body, requires four kits to do all V-Four model carbs, two kits for V-Twin model carbs. | | |
| Application-(V-Twin Models-requires 2 kits) | | |
| VS700GLFG/GLFH Intruder | | 86-87 |
| VS700GLPG/GLPH Intruder | | 86-87 |
| VS700GLEFG/GLEFH Intruder | | 86-87 |
| VS700GLEPG/GLEPH Intruder | | 86-87 |
| VS750GLPJ/GLPK Intruder | | 88-89 |
| VS750GLPL/GLPM Intruder | | 90-91 |
| Application-(V-Four Models-requires 4 kits) | | |
| GV700GLF/GLF2 Madura | | 1985 |
| GV1200GLF/GLF2/GLG Madura | | 85-86 |
| GV1400GCG/GCH Cavalacade LX | | 86-87 |
| GV1400GDG/GDH/GDJ/GDK Cavalacade LX | | 86-89 |
| GV1400GTG/GTH Cavalacade | | 86-87 |

| | | |
|---------------------------|--|-------|
| 18-2862 | 13480-24B00-Diaphragm-qty 2 13481-45C10-Spring-(front & rear carb)-qty 2 Application-(V-Twin Models) | |
| VS800GLN/GLP/GLR Intruder | | 92-94 |

| | | |
|--------------------------------|---|-------|
| 18-2826 | 13480-10F00-Diaphragm-qty 1 13481-41F20-Spring-qty 1 | |
| VL800K1/K2/K3 Intruder Volusia | | 01-03 |

| | | |
|----------------------------|--|-------|
| 18-2885 | 13480-24B00-Diaphragm-qty 1 13481-24B00-Spring-qty 1 Application-(single cylinder) | |
| LS650FG/FH/PG/PH/PJ Savage | | 86-88 |
| LS650PS~PK3 Savage | | 95-03 |

SHOP EQUIP & TOOLS

HARD PARTS

CARB & FUEL

IGNITION/ELECTRICAL

CONTROL

SUSPENSION

ACCESSORIES

Toll Free: 800-727-6767 www.klsupply.com Fax: 408-727-4842

AIR CUT-OFF VALVE SETS

SHOP EQUIP & TOOLS

HARD PARTS

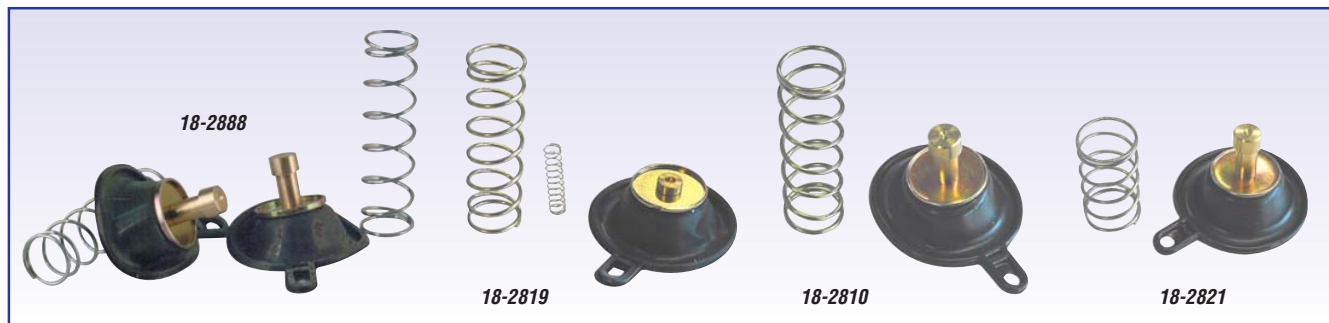
CARB & FUEL

IGNITION/ELECTRICAL

CONTROL

SUSPENSION

ACCESSORIES



SUZUKI Street

| | | |
|-----------------|---|-------|
| 18-2822 | 13480-10F00 Diaphragm-qty 1 13417-19F00 Spring-qty 1 | |
| SV650X/Y/K1/K2 | | 99-02 |
| SV650SX/Y/K1/K2 | | 99-02 |

| | | |
|--------------------------------|--|-------|
| 18-2882 | 13480-24B00-Diaphragm-qty 2 13481-45C10-Spring-(front & rear carb)-qty 2 Application-(V-Twin Models) | |
| V5800GLS/GLT/GLV Intruder | | 95-97 |
| V5800GLW/GLX/GLY Intruder | | 98-00 |
| V5800GLK1/GLK2/GLK3 Intruder | | 01-03 |
| VZ800V/W/X/Y/K1/K2/K3 Marauder | | 97-03 |
| VX800L/M/N/P | | 90-93 |

| | | |
|--------------------------|--|-------|
| 18-2887 | 13480-24B00-Diaphragm-qty 2 13481-38B00-Spring-(front & rear carb)-qty 2 Application-(V-Twin Models) | |
| VS1400GLPH/GLPJ Intruder | | 87-88 |
| VS1400GLFH Intruder | | 1987 |

| | | |
|---|--|-------|
| 18-2888 | 13480-24B00-Diaphragm-qty 2 13481-38B40-Spring-(front & rear carb)-qty 2 Application-(V-Twin Models) | |
| VS1400GLPL/GLPM/GLPN/GLPP/GLPR Intruder | | 90-94 |
| VS1400GLPS/GLPT/GLPV/GLPW Intruder | | 95-98 |
| VS1400GLPX/GLPY/GLPK1/GLPK2/GLPK3 | | 99-03 |

SUZUKI ATV

| | | |
|------------------------------------|--|-------|
| 18-2799 | 13480-38F00 Diaphragm - qty 1 13486-15F00 Spring - qty 1 13486-15F00 O-Ring ("U-Ring") - qty 1 | |
| LT-A400K2/K3/K4 Eiger Auto 2WD | | 02-04 |
| LT-A400FK2/FK3/FK4 Eiger Auto 4WD | | 02-04 |
| LT-A400FCK3/FCK4 Eiger Auto 4WD | | 03-04 |
| LT-F400K2/K3/K4 Eiger 2WD | | 02-04 |
| LT-F400FK2/FK3/FK4 Eiger 4WD | | 02-04 |
| LT-A500FK2/FK3/FK4/FCK4 Vinson 4WD | | 02-04 |
| LT-F500FK3/FK4 Vinson Manual 4WD | | 03-04 |

| | | |
|--|---|-------|
| 18-2826 | 13480-10F00 Diaphragm - qty 1 13481-41F20 Spring - qty 2 | |
| LT-Z400K3/K4/K5 QuadSport ATV | | 03-05 |
| NOTE: Kit 18-2826 has qt 2 springs, use shorter one for LT-Z application. | | |

SUZUKI Dual Sport/Offroad

| | | |
|---|--|-------|
| 18-2826 | 13480-10F00 Diaphragm - qty 1 13481-08G00 Spring- qty 2 | |
| DR-Z125K3/K4/K5 | | 03-05 |
| DR-Z125LK3/LK4/LK5 | | 03-05 |
| NOTE: Kit 18-2826 has qt 2 springs, use longer one for DR-Z application. | | |
| 18-2799 | 13480-29F00 Diaphragm - qty 1 13481-29F00 Spring - qty 1 13486-15F00 O-Ring ("U-Ring") - qty 1 | |
| DR-Z400EY/EK1/EK2/EK3/EK4 Offroad w/electric start | | 00-04 |
| DR-Z400Y/K1/K2 Offroad | | 00-02 |

YAMAHA Street


| | | |
|--|--|------|
| 18-2819 | 3CF-1490H-00-00 Diaphragm & Spring Set XV750U Virago (US applications-49 state) | 1988 |
| NOTE: Not used on XV750 California model for 1988 | | |

| | |
|-----------------------------------|-------|
| XV750W/WC/A/AC/B/BC Virago | 89-91 |
| XV750D/DC/E/EC/F/FC/G/GC Virago | 92-95 |
| XV750H1/HC1/J1/JC1 Virago | 96-97 |
| XV1100U/UC/W/WC/A/AC/B/BC Virago | 88-91 |
| XV1100D/DC/E/EC/F/FC/G/GC Virago | 92-95 |
| XV1100H/HC/J/JC/K/KC/L/LC Virago | 96-99 |
| XV1100SH/SHC/SJ/SJC/SK/SKC Virago | 96-98 |

| | | |
|--|--|--|
| 18-2802 | 3LD-1490H-00-00 Diaphragm & Spring Set 26H-1490H-00-00 22V-14940-00-00 | |
| XVS650AK/AKC/AL/ALC/AM/AMC V-Star Classic | 98-00 | |
| XVS650AN/ANC/AP/APC/AR/ARC/AS V-Star Classic | 01-04 | |
| XVS650AT/ATC V-Star Classic | 2005 | |
| XVS650ATR/ATRC/ATS/ATT/ATTC V-Star Silverado | 03-05 | |
| XVS650K/KC/L/LC/M/MC/N/NC V-Star Custom | 98-01 | |
| XVS650P/PC/R/RC/S V-Star Custom | 02-04 | |
| TDM850D/DC/E/EC | 92-93 | |
| XVZ12TK/L/KC2 Venture | 83-84 | |
| XVZ12TDK Venture Royale | 1983 | |
| XVZ12DL/DKC2/DN Venture Royale | 84-85 | |
| XVZ12T/TC/U/UC Venture | 87-88 | |
| XVZ13DS/DSC/DT/DTC Venture Royale | 86-87 | |
| XVZ13DU/DUC/DW/DWC Venture Royale | 88-89 | |
| XVZ13DA/DAC/DB/DBC Venture Royale | 90-91 | |
| XVZ13DD/DDC/DE/DEC Venture Royale | 92-93 | |
| VMX12N/NC/S/SC V-Max | 85-86 | |
| VMX12U/UC~T/TC V-Max | 88-05 | |

| | | |
|--|--|--|
| 18-2810 | 4WM-1490H-00-00 Diaphragm & Spring Set | |
| XV1600AL/ALC/AM/AMC Road Star | 99-00 | |
| XV1600AN/ANC/AP/APC/AR/ARC Road Star | 01-03 | |
| XV1600ALER/ALERC Road Star Limited Edition | 2003 | |
| XV1600ASN/ASNC/ASP/ASPC Road Star Midnight | 01-02 | |
| XV1600ASR/ASRC Road Star Midnight | 2003 | |
| XV1600ATL Road Star Silverado | 1999 | |
| XV1600ATN/ATNC/ATP/ATPC/ATR/ATRC Silverado | 01-03 | |
| XV1600ATLER/ATLERC Road Star Silverado Limited Ed. | 2003 | |
| XV1700AMS/AMSC Road Star Midnight | 2004 | |
| XV1700AS/ASC/AT/ATC Road Star | 04-05 | |
| XV1700ATS/ATSC Road Star Silverado | 2004 | |
| XV1700AWT/AWTC Road Star (with cast wheels) | 2005 | |

| | | |
|--|---|--|
| 18-2821 | 22V-14940-00-00 Diaphragm - qty 1 4NK-14935-00-00 Spring - qty 1 | |
| XVZ1300AH/AHC/AJ/AJC/AK/AKC Royal Star | 96-98 | |
| XVZ1300AL/ALC/AM/AMC/AN/ANC Boulevard | 99-01 | |
| XVZ1300ATH/ATHC/ATJ/ATJC Royal Star Tour Classic | 96-97 | |
| XVZ1300ATK/ATKC/ATL/ATLC Royal Star Tour Classic | 98-99 | |
| XVZ1300ATM/ATMC Royal Star Tour Classic | 2000 | |
| XVZ1300LTJ/LTJC/LTK/LTKC Royal Star Tour Deluxe | 97-98 | |
| XVZ1300LTL/LTLC/LTM/LTMC Royal Star Tour Deluxe | 99-00 | |
| XVZ1300LTN/LTNC Royal Star Tour Deluxe | 2001 | |



YAMAHA Street

| | |
|---|-------|
| 18-2822 5EL-1490H-00-00 Diaphragm & Spring Set | |
| FZS1000N/NC/P/PC/R/RC/S/SC FZ1 | 01-04 |
| FZS1000SPR/SPRC FZ1 | 2003 |
| XVS1100AM/AMC/AN/ANC V-Star 1100 Classic | 00-01 |
| XVS1100AP/APC/AR/ARC/AS/ASC V-Star 1100 Classic | 02-04 |
| XVS1100ATR/ATRC/ATS/ATSC V-Star 1100 Silverado | 03-04 |
| XVS1100ATT/ATTC V-Star 1100 Silverado | 2005 |
| XVS1100AWR/AWRC V-Star 1100 Classic | 2003 |
| XVS1100AWT/AWTC V-Star 1100 Classic | 2005 |
| XVS1100L/LC M/MC/N/NC V-Star 1100 Custom | 99-01 |
| XVS1100P/PC/R/RC/S/SC V-Star 1100 Custom | 02-04 |
| XVZ1300CTT Royal Star Tour Deluxe | 2005 |
| XVZ1300TFSMC Royal Star Venture MM | 2000 |
| XVZ1300TFL/TFLC/TFM/TFMC Royal Star Venture | 99-00 |
| XVZ1300TFN/TFNC/TFP/TFPC Royal Star Venture | 01-02 |
| XVZ1300TFR/TFRC/TFS/TFSC Royal Star Venture | 03-04 |
| XVZ1300TFSP/TFSPC Royal Star Midnight Venture | 2002 |
| XVZ1300TFSR/TFSRC Royal Star Midnight Venture | 2003 |
| XVZ1300TFMS/TFMSC Royal Star Midnight Venture | 2004 |

YAMAHA ATV

| | |
|---|-------|
| 18-2826 5YT-1490H-00-00 Diaphragm & Spring Set | |
| YFM350S/RT Raptor 350 | 04-05 |
| NOTE: Kit 18-2826 has qt 2 springs, use shorter one for YFM application. | |
| 18-2802 3LD-1490H-00-00 Diaphragm & Spring Set | |
| 26H-1490H-00-00 | |
| YFM250XL/XLC/XM/XMC Beartracker 2WD | 99-00 |
| YFM250XN/XHN/XP/XR/XS Beartracker 2WD | 01-04 |
| YFM350ERT/ERU/ERW/ERA Moto-4 | 87-90 |
| YFM350ERD/ERE/ERF/ERG Moto-4 | 92-95 |
| YFM350FWT/FWU/FWW/FWA Big Bear | 87-90 |
| YFM350FWB/FWD/FWE/FWF Big Bear | 91-94 |
| YFM350FWG/FWH/FWJ Big Bear | 95-97 |
| YFM350FWBJ/FWBK/FWBKC Big Bear | 97-98 |
| YFM350FWBL/FWBLC Big Bear | 1999 |
| YFM350FHL/FHLC Big Bear Hunting | 1999 |
| YFM350UH/UJ/UK/UL/ULC Big Bear 2WD | 96-99 |
| YFM350FXG/FXH/FXJ/FXK Wolverine | 95-98 |
| YFM350FXL/FXLC/FXM/FXMC Wolverine | 99-00 |
| YFM350FXN/FXP/FXR/FXS/FXT Wolverine | 01-05 |
| YFM350XT~XS/XSC Warrior | 87-04 |
| YFP350U Terrapro | 1988 |
| YFM400FWE/WWF/FWG/FWH Kodiak 4WD | 93-96 |
| YFM400FWJ/FWK/FWL/FWLC Kodiak 4WD | 97-99 |
| 18-2832 4WV-14940-00-00 Diaphragm & Spring Set | |
| YFM600FWAK/FWAKC/FWAL/FWALC Grizzly | 98-99 |
| YFM600FWAM/FWAMC Grizzly | 2000 |
| YFM600FVHM/FVHMC Grizzly Realtree | 2000 |
| YFM600FHN Grizzly Realtree Hunter | 2001 |
| YFM600FN Grizzly | 2001 |

YAMAHA ATV

| | |
|---|-------|
| 18-2822 5EL-1490H-00-00 Diaphragm & Spring Set | |
| 5AP-14940-00-00/4XY-14589-00-00 | |
| YFM350AS Bruin 350 Auto 2WD | 2004 |
| YFM350BAT Bruin 2WD | 2005 |
| YFM350FAHS Bruin 350 Auto 4x4 Hardwood Camo | 2004 |
| YFM350FAHT Bruin 4WD Hunter | 2005 |
| YFM350FAS/FAT Bruin 350 Auto 4x4 | 04-05 |
| YFM400AM/AMC/AN/ANC Kodiak 2WD Auto | 00-01 |
| YFM400FAHN Kodiak 4WD Realtree Hunter | 2001 |
| YFM400FAN Kodiak 4WD | 2001 |
| YFM400FHM/FHN Big Bear 4WD Real Tree Hunter | 00-01 |
| YFM400FM/FMC | 2000 |
| YFM400HN Big Bear 2WD Realtree Hunter | 2001 |
| YFM400M/MC Big Bear 2WD | 2000 |
| YFM400N Big Bear 2WD Real Tree Hunter | 2001 |
| YFM400FVNHM Big Bear Buckmaster 4WD | 2000 |
| YFM400FWR Big Bear 4WD | 2003 |
| YFM400FVNM/FVNMCMC Big Bear 4WD | 2000 |
| YFM400NM/NMC Big Bear 2WD | 2000 |
| YFM400NM/NMC Big Bear 2WD | 2000 |
| YFM400NR Big Bear 400 2WD | 2003 |
| YFM400FS/FT Big Bear 4x4 | 04-05 |
| YFM400S Big Bear 2WD | 2004 |
| YFM660RN/RNC/RP/RPB Raptor 660R | 01-02 |
| YFM660RR/RRB/RRC Raptor 660R | 2003 |
| YFM660RLER/RLES Raptor 660R Limited Edition Blk | 03-04 |
| YFM660RS/RT Raptor 660 | 04-05 |
| 18-2825 5KM-1490H-00-00 Diaphragm & Spring Set | |
| YFM400AR/AS Kodiak 400 2WD | 03-04 |
| YFM400FAHR/FAHS Kodiak400 | 03-04 |
| Kodiak Auto 4x4 Hardwoods | |
| YFM400FAR/FAS Kodiak 4x4 | 03-04 |
| YFM450FAHS Kodiak 450 Auto 4x4 Hardwoods | 2004 |
| YFM450FAS Kodiak 450 Auto 4x4 | 2004 |
| YFM660FAHT Grizzly 660 Hunter | 2005 |
| YFM660FAHWT Grizzly 660 Hunter Wetland | 2005 |
| YFM660FAP Grizzly | 2002 |
| YFM660FHAP Grizzly Hunter | 2002 |
| YFM660FHP Grizzly | 2002 |
| YFM660FHR-HD | 2003 |
| YFM660FHR-W | 2003 |
| YFM660FHRWL Grizzly Wetlands Hunter Edition | 2003 |
| YFM660FHRH Grizzly Realtree Hardwood Hunter | 2003 |
| YFM660FHS Grizzly 660 Hardwoods Hunter Camo | 2004 |
| YFM660FHSWL Grizzly 660 Auto 4x4 Wetland | 2004 |
| YFM660FLES Grizzly 660 Auto 4x4 Limited Edition | 2004 |
| YFM660FP/FR/FS/FAT Grizzly 660 | 02-05 |
| YFM660FSAP Grizzly Silver | 2002 |
| YFM660FRGY Grizzly 660 4x4 Metallic Titanium | 2003 |

YAMAHA Dual Sport/Offroad

| | |
|---|-------|
| 18-2802 3LD-1490H-00-00 Diaphragm & Spring Set | |
| 26H-1490H-00-00 | |
| TT225L/LC/RM/RMC | 99-00 |
| TT-R225N/NC/P/PC/R/RC/S/SC | 01-04 |
| XT225E/EC~T/TC Serrow | 93-05 |

Toll Free: 1-800-727-6767

www.klsupply.com

SHOP EQUIP & TOOLS

HARD PARTS

CARB & FUEL

IGNITION/ELECTRICAL

CONTROL

SUSPENSION

ACCESSORIES

K&L CARB PUMP DIAPHRAGM VALVE SETS for HONDA & KAWASAKI

Each set contains one diaphragm with rod attached, one rubber boot for rod, spring and o-ring as required. Sold as a set, three or four piece as noted. *Made in Japan*



HONDA

18-2807 16021-MC9-771, 16021-393-004, 16021-393-014 (three piece set)
Diaphragm with **89.46mm** long rod, spring and rubber boot for rod

| | |
|--------------------|-------|
| CB450SC Nighthawk | 1983 |
| CB450SC Nighthawk | 85-86 |
| CM450E | 1983 |
| CB750A Automatic | 76-78 |
| CB750F Super Sport | 77-78 |
| CB750K | 77-78 |



18-2816 16021-ME2-671, 16021-MG1-671 (four piece set)
Diaphragm with **55.60mm** long rod, spring, rubber boot for rod and o-ring for passageway

| | |
|------------------------------|------|
| CX650C Custom | 1983 |
| GL650 Silverwing | 1983 |
| GL650I Silverwing Interstate | 1983 |
| CB1000C Custom | 1983 |
| CB1100F Super Sport | 1983 |



18-2818 16021-422-004 (three piece set)
Diaphragm with **50.88mm** long rod, spring and rubber boot for rod

| | |
|------------------------------------|-------|
| CBX1000 (1047cc 6-cyl) Super Sport | 79-82 |
|------------------------------------|-------|



HONDA

18-2808 16021-413-751, 16021-438-671, 16021-463-004 (four piece set)
Diaphragm with **54.13mm** long rod, spring, rubber boot for rod and o-ring for passageway

| | |
|------------------------------|-------|
| CM250C Custom | 1983 |
| CB400T Hawk | 80-81 |
| CM400A Automatic | 80-81 |
| CM400C Custom | 1981 |
| CM400E | 80-81 |
| CM400T | 80-81 |
| CB450SC Nighthawk | 1982 |
| CB450T Hawk | 1982 |
| CM450C Custom | 1982 |
| CM450E | 1982 |
| CX500C Custom | 80-82 |
| CX500D Deluxe | 80-81 |
| GL500 Silverwing | 81-82 |
| GL500I Silverwing Interstate | 81-82 |
| CB900F Super Sport | 81-82 |
| GL1100 Goldwing | 80-83 |
| GL1100A Aspencade | 82-83 |
| GL1100I Interstate | 80-83 |




18-2811 16021-679-005 (three piece set)
Diaphragm with **54.01mm** long rod, spring and rubber boot for rod

| | |
|--------------------|-------|
| CB750C Custom | 80-82 |
| CB750F Super Sport | 79-82 |
| CB750K | 79-82 |
| CB750L LTD | 1979 |
| CB750SC Nighthawk | 82-83 |
| CB900C Custom | 80-82 |



18-2836 16021-MW8-000, 16021-MN5-004, 16021-MT8-000
16021-MAM-A80 (three piece set)
Diaphragm with **31.31mm** long rod, spring and rubber boot for rod

| | |
|-----------------------------|-------|
| GL1500 Goldwing | 88-90 |
| GL1500A Goldwing Aspencade | 91-00 |
| GL1500I Goldwing Interstate | 91-96 |
| GL1500SE Goldwing SE | 90-00 |



MIKUNI FUEL PUMP

For applications where the fuel tank will not gravity feed to carburetor. Pump is actuated by pulse from engine crankcase on two-stroke.

Made in Japan. Sold each.

18-4686 DF44-211-D Single Outlet

18-4687 DF52-21 Dual Outlet

ACCELERATOR PUMP REBUILD KITS FOR KEIHIN OFFROAD CARBS

HONDA Dual Sport/Offroad

| | | |
|---------|------|----------------|
| CRF250R | 2005 | 18-0196 |
| CRF250R | 2004 | 18-0238 |
| CRF450R | 2002 | 18-0238 |

KAWASAKI Dual Sport/Offroad

| | | |
|------------|-------|----------------|
| KX250N1/N2 | 04-05 | 18-0196 |
|------------|-------|----------------|

SUZUKI Dual Sport/Offroad

| | | |
|--------------|-------|----------------|
| RM-Z250K4/K5 | 04-05 | 18-0196 |
|--------------|-------|----------------|

YAMAHA Dual Sport/Offroad/ATV

| | | |
|------------|-------|----------------|
| YZ426FN/FP | 01-02 | 18-0238 |
| YZ450FR/FT | 03-05 | 18-0238 |
| YZ450S/SET | 2005 | 18-0238 |
| YZ450R | 03-05 | 18-0239 |


18-0196



18-0238



18-0239



PILOT JETS for YAMAHA HITACHI CARBS

Made in Japan. Sold pk/5. Yamaha applications.

| K&L P/N | Size | OEM Reference |
|----------------|------|-----------------|
| 18-9224 | #40 | 4H7-14984-40-00 |
| 18-9226 | #41 | 4X7-14984-41-00 |



ULTRASONIC CLEANERS
SEE PAGE 60

IN-TANK FUEL PUMP SUB ASSEMBLY


Here is a better alternative to replacing an entire fuel pump. Includes pump only, no strainer or cover.

18-5925 Fuel Pump sub-assembly Sold each.



HONDA

| Application | Year |
|-------------|-------|
| CBR1100XX | 99-06 |
| CBR900RR | 00-03 |
| CB900F | 02-07 |
| CBR600F | 01-06 |
| CBR600F4 | 01-03 |



UNIVERSAL FUEL PUMP POINT SWITCH KIT

New from K&L, kit includes one set of fuel pump point switches.

This set is not available through dealerships, and allows *repair* rather than replacement of costly OEM fuel pumps

Sold each.

18-4615 Universal Fuel Pump Point Switch Kit

HONDA

| Application | Year |
|-------------|-------|
| CBR600 | 87-98 |
| CBR900RR | 92-95 |
| CBR1000F | 87-91 |
| VT600 | 88-98 |
| VT750 | 97-03 |

KAWASAKI

| | |
|----------------|-------|
| ZX600 ZX-6R | 95-01 |
| ZX600E | 93-01 |
| ZX750 ZX-7, 7R | 91-02 |
| ZX900 ZX-9, 9R | 94-03 |

KAWASAKI

| Application | Year |
|-----------------|-------|
| ZX1000 | 88-90 |
| VN1500D Classic | 96-97 |
| VN1500E Classic | 98-99 |
| VN1500G Tourer | 98-99 |

YAMAHA

| | |
|---------------|-------|
| FJ1200 | 88-92 |
| FZS1000 Fazer | 01-05 |
| YZF-R1 | 98-01 |
| FZR1000 | 87-95 |
| YZF-R6 | 99-02 |

Carb Pump Sensor Diaphragm



Carb Pump Diaphragm

ACCELERATOR PUMP REBUILD KIT for KZ650/KZ1000


18-2903 *Made in Japan.*

Eight piece kit includes the following parts

| | | |
|---|------------|---------------------------------------|
| 1 | 43028-1112 | Carb Pump Diaphragm (square) |
| 1 | 43028-1010 | Carb Pump Sensor Diaphragm (triangle) |
| 1 | 92081-1137 | Carb Pump Sensor Diaphragm Spring |
| 1 | 92081-1139 | Carb Pump Diaphragm Spring |
| 1 | 16038-016 | Check Valve O-ring |
| 1 | 92037-1123 | Check Valve Clamp Spring (clip) |
| 1 | 13042-1004 | Check Valve Weight |
| 1 | 92140-1003 | Check Valve Ball (steel) |

Applications:

| | |
|-----------------------|-------|
| KZ650B3/C3/D2 | 1979 |
| KZ650E1 LTD | 1980 |
| KZ650F1 | 1980 |
| KZ1000A3/A3A/A4 MKII | 79-80 |
| KZ1000B3/B4 LTD | 79-80 |
| KZ1000C2/C3/C4 Police | 79-81 |
| KZ1000D3 Z1R | 1980 |
| KZ1000E1/E2 Shaft ST | 79-80 |



KEIHIN MAIN JET SHOP KITS

K&L carries a variety of Keihin type main jets for most popular motorcycles. These high precision brass jets meet OEM specifications. **Made in Japan.** Each jet size in kit available in pk/5.



| TYPE JET | K&L P/N | QTY/JET | JET SIZES | INCREMENTS |
|--------------|---------|---------|-----------|------------|
| Keihin Hex | 18-9199 | 5 each | 125 ~ 175 | 5 |
| Keihin Hex | 18-9200 | 5 each | 122 ~ 172 | 4 or 6 |
| Keihin Round | 18-9197 | 5 each | 90 ~ 150 | 5 |
| Keihin Round | 18-9198 | 5 each | 88 ~ 148 | 4 or 6 |

KEIHIN N424-21 TYPE SLOW JET

PJ, PWK, PWM, PE20/22 and some smoothbores.

NOTE: K&L jets are sold pk/5
O.E.M. are sold each.



| K&L | SIZE | O.E. | SIZE | K&L | SIZE | O.E. | SIZE |
|---------|------|---------|------|---------|------|---------|------|
| 18-4754 | #35 | — | — | 18-4772 | #55 | 18-4539 | #55 |
| 18-4755 | #38 | 18-4464 | #38 | 18-4776 | #58 | 18-4339 | #58 |
| 18-4756 | #40 | 18-4463 | #40 | 18-4778 | #60 | 18-4537 | #60 |
| 18-4759 | #42 | 18-4462 | #42 | 18-4779 | #62 | 18-4535 | #62 |
| 18-4763 | #45 | 18-4461 | #45 | 18-4780 | #65 | — | — |
| 18-4765 | #48 | 18-4460 | #48 | 18-4781 | #68 | — | — |
| 18-4768 | #50 | 18-4547 | #50 | 18-4782 | #70 | — | — |
| 18-4771 | #52 | 18-4546 | #52 | — | — | — | — |

KEIHIN 99101-357 TYPE HEX MAIN JETS

CR, FCR, PJ, PWK, PWM, PE, PD, and Harley®.

NOTE: K&L jets are sold pk/5



| K&L | SIZE | K&L | SIZE | O.E. | SIZE |
|---------|------|---------|------|---------|------|
| 18-4550 | #100 | 18-4573 | #158 | 18-4310 | #158 |
| 18-4552 | #105 | 18-4574 | #160 | 18-4311 | #160 |
| 18-4554 | #110 | 18-4575 | #162 | 18-4312 | #162 |
| 18-4556 | #115 | 18-4576 | #165 | 18-4313 | #165 |
| 18-4558 | #120 | 18-4577 | #168 | 18-4314 | #168 |
| 18-4560 | #125 | 18-4578 | #170 | 18-4325 | #170 |
| 18-4561 | #128 | 18-4579 | #172 | 18-4326 | #172 |
| 18-4562 | #130 | 18-4580 | #175 | 18-4328 | #175 |
| 18-4563 | #132 | 18-4581 | #178 | 18-4459 | #178 |
| 18-4564 | #135 | 18-4582 | #180 | 18-4458 | #180 |
| 18-4566 | #140 | — | #182 | 18-4457 | #182 |
| 18-4568 | #145 | 18-4584 | #185 | 18-4456 | #185 |
| 18-4569 | #148 | — | #188 | 18-4455 | #188 |
| 18-4570 | #150 | 18-4586 | #190 | 18-4454 | #190 |
| 18-4571 | #152 | 18-4590 | #200 | — | — |
| 18-4572 | #155 | — | — | — | — |

KEIHIN TYPE SLOW JETS N424-26

For VB, VD carbs. Sold pk/5.

| K&L | SIZE | K&L | SIZE |
|---------|------|---------|------|
| 18-4802 | #40 | 18-4809 | #58 |
| 18-4803 | #42 | 18-4812 | #60 |
| 18-4804 | #45 | 18-4813 | #62 |
| 18-4805 | #48 | 18-4814 | #65 |
| 18-4806 | #50 | 18-4815 | #68 |
| 18-4807 | #52 | 18-4817 | #70 |
| 18-4808 | #55 | — | — |



KEIHIN N424-25 TYPE SLOW JET

For Harley Keihin, Kawasaki CV, CVK and FCR carbs

NOTE: K&L jets are sold pk/5
O.E.M. are sold each.



| K&L | SIZE | O.E. | SIZE | K&L | SIZE | K&L | SIZE |
|---------|------|---------|------|---------|------|-----|------|
| 18-4783 | #35 | 18-4478 | — | 18-4792 | #58 | — | — |
| 18-4784 | #38 | 18-4480 | — | 18-4793 | #60 | — | — |
| 18-4785 | #40 | 18-4477 | — | 18-4794 | #62 | — | — |
| 18-4786 | #42 | 18-4476 | — | 18-4795 | #65 | — | — |
| 18-4787 | #45 | 18-4470 | — | 18-4796 | #68 | — | — |
| 18-4788 | #48 | 18-4469 | — | 18-4798 | #70 | — | — |
| 18-4789 | #50 | 18-4468 | — | 18-4799 | #72 | — | — |
| 18-4790 | #52 | 18-4466 | — | 18-4801 | #75 | — | — |
| 18-4791 | #55 | 18-4465 | — | — | — | — | — |

KEIHIN 99101-393 TYPE ROUND MAIN JETS

Honda VB, VD and VE series. All Honda and Kawasaki CV & CVK series. Some Honda PD and PE series. Main Air Jet for FCR.

NOTE: K&L jets are sold pk/5
O.E.M. are sold each.



| K&L | SIZE | O.E. | SIZE | K&L | SIZE | O.E. | SIZE |
|---------|------|---------|------|-----|------|---------|------|
| 18-4522 | #115 | 18-4407 | #115 | — | #118 | 18-4406 | #118 |
| — | #120 | 18-4405 | #120 | — | #122 | 18-4403 | #122 |
| 18-4524 | #125 | 18-4401 | #125 | — | #128 | 18-4484 | #128 |
| — | #130 | 18-4482 | #130 | — | — | — | — |
| 18-4526 | #135 | — | — | — | — | — | — |
| — | #140 | — | — | — | — | — | — |
| 18-4528 | #145 | — | — | — | — | — | — |
| — | #150 | — | — | — | — | — | — |
| 18-4530 | #155 | — | — | — | — | — | — |
| — | #160 | — | — | — | — | — | — |
| 18-4532 | #110 | 18-4409 | #110 | — | — | — | — |
| 18-4518 | #105 | 18-4411 | #105 | — | — | — | — |
| — | #108 | 18-4410 | #108 | — | — | — | — |
| 18-4512 | #95 | — | — | — | — | — | — |
| — | #98 | 18-4481 | #98 | — | — | — | — |
| — | #100 | 18-4453 | #100 | — | — | — | — |
| — | #102 | 18-4414 | #102 | — | — | — | — |
| 18-4514 | #90 | — | — | — | — | — | — |
| — | #95 | — | — | — | — | — | — |
| — | #98 | 18-4481 | #98 | — | — | — | — |
| — | #100 | 18-4453 | #100 | — | — | — | — |
| — | #102 | 18-4414 | #102 | — | — | — | — |
| 18-4518 | #105 | 18-4411 | #105 | — | — | — | — |
| — | #108 | 18-4410 | #108 | — | — | — | — |
| 18-4520 | #110 | 18-4409 | #110 | — | — | — | — |
| — | #112 | 18-4408 | #112 | — | — | — | — |
| — | — | — | — | — | — | — | — |
| — | — | — | — | — | — | — | — |

OSHA COMPLIANT GAS CADDY

Fuel to go for your shop or garage! Gas Caddy features include:

- 25-gallon capacity.
- Ground wire
- Hose Nozzle sized for M/C filler necks
- Rotary pump siphons and dispenses fuel

35-2410 OSHA Compliant Gas Caddy

Important Safety Note:

This product is intended for **Shop Use ONLY.**
Do not use to transport fuel in a motor vehicle, pickup truck, or trailer.



GAS CADDY PUMP ONLY

Fits early model K&L and other popular Gas Caddies. Includes hose with nozzle and ground strap.



35-2411 Gas Caddy Pump

MIKUNI MAIN JET SHOP KITS

K&L carries a variety of Keihin type and Mikuni type main jets to fit most popular motorcycles. These high precision brass jets meet OEM specifications. **Made in Japan.** Each jet size also sold in pk/5.



| TYPE JET | K&L P/N | QTY/JET | JET SIZES | INCREMENTS |
|------------------|---------|---------|-----------|------------|
| Mikuni Large Hex | 18-9201 | 5 each | 130 ~ 205 | 5 |
| Mikuni Large Hex | 18-9202 | 5 each | 210 ~ 370 | 10 |

MIKUNI VM28/486 TYPE

PILOT JETS

Sold pk/5.

| | | | |
|---------|-------|---------|-----|
| 18-4739 | #15 | 18-4749 | #30 |
| 18-4742 | #17.5 | 18-4750 | #35 |
| 18-4743 | #20 | 18-4751 | #40 |
| 18-4745 | #22.5 | 18-4752 | #45 |
| 18-4747 | #25 | 18-4753 | #50 |
| 18-4748 | #27.5 | | |



MIKUNI BS30/96 TYPE

PILOT JETS

CV Carbs. Sold pk/5.

| | | | |
|---------|-------|---------|-------|
| 18-4818 | #30 | 18-4824 | #45 |
| 18-4819 | #32.5 | 18-4826 | #47.5 |
| 18-4820 | #35 | 18-4828 | #50 |
| 18-4821 | #37.5 | 18-4829 | #52.5 |
| 18-4822 | #40 | 18-4830 | #55 |
| 18-4823 | #42.5 | | |



MIKUNI N102/221 TYPE

SMALL ROUND MAIN JETS

Sold pk/5.

| | | | |
|---------|--------|---------|--------|
| 18-4720 | #110 | 18-4730 | #135 |
| 18-4721 | #112.5 | 18-4731 | #137.5 |
| 18-4722 | #115 | 18-4732 | #140 |
| 18-4723 | #117.5 | 18-4733 | #142.5 |
| 18-4724 | #120 | 18-4734 | #145 |
| 18-4725 | #122.5 | 18-4735 | #147.5 |
| 18-4726 | #125 | 18-4736 | #150 |
| 18-4728 | #130 | | |



MIKUNI VM22/210 TYPE

PILOT JETS

Sold pk/5.

| | | | |
|---------|-----|---------|-----|
| 18-4660 | #15 | 18-4363 | #40 |
| 18-4661 | #20 | 18-4364 | #45 |
| 18-4360 | #25 | 18-4365 | #50 |
| 18-4361 | #30 | 18-4366 | #55 |
| 18-4362 | #35 | | |



MIKUNI N151.067 TYPE

PILOT JETS

CV Carbs. Sold pk/5.

| | | | |
|---------|-------|---------|-------|
| 18-4832 | #30 | 18-4838 | #45 |
| 18-4833 | #32.5 | 18-4839 | #47.5 |
| 18-4834 | #35 | 18-4842 | #50 |
| 18-4835 | #37.5 | 18-4843 | #52.5 |
| 18-4836 | #40 | 18-4844 | #55 |
| 18-4837 | #42.5 | | |



MIKUNI N100/604 TYPE LARGE ROUND MAIN JETS

NOTE: K&L jets are sold pk/5
O.E.M. are sold each.

| K&L | SIZE | O.E. | SIZE |
|---------|--------|---------|--------|
| 18-4368 | #90 | — | — |
| 18-4370 | #95 | — | — |
| 18-4372 | #100 | — | — |
| 18-4373 | #102.5 | — | — |
| 18-4374 | #105 | 18-4491 | #105 |
| 18-4375 | #107.5 | 18-4490 | #107.5 |
| 18-4376 | #110 | 18-4489 | #110 |
| 18-4377 | #112.5 | 18-4488 | #112.5 |
| 18-4378 | #115 | 18-4487 | #115 |
| 18-4379 | #117.5 | 18-4485 | #117.5 |
| 18-4380 | #120 | 18-4349 | #120 |
| 18-4381 | #122.5 | — | #122.5 |
| 18-4382 | #125 | 18-4350 | #125 |
| 18-4383 | #127.5 | 18-4351 | #127.5 |
| 18-4384 | #130 | 18-4352 | #130 |
| — | #132.5 | 18-4369 | #132.5 |
| 18-4386 | #135 | 18-4026 | #135 |
| 18-4387 | #137.5 | 18-4027 | #137.5 |
| 18-4388 | #140 | 18-4028 | #140 |
| 18-4389 | #142.5 | 18-4004 | #142.5 |
| 18-4390 | #145 | 18-4014 | #145 |
| 18-4391 | #147.5 | 18-4017 | #147.5 |
| 18-4392 | #150 | 18-4018 | #150 |



| K&L | SIZE |
|---------|--------|
| 18-4393 | #152.5 |
| 18-4394 | #155 |
| 18-4395 | #157.5 |
| 18-4396 | #160 |
| 18-4398 | #165 |
| 18-4400 | #170 |
| 18-4402 | #175 |
| 18-4404 | #180 |

MIKUNI 4/042 TYPE LARGE HEX MAIN JETS

NOTE: K&L jets are sold pk/5
O.E. Not Available in 4/402

| K&L | SIZE |
|---------|------|
| 18-4412 | #115 |
| 18-4413 | #120 |
| 18-4415 | #130 |
| 18-4416 | #135 |
| 18-4417 | #140 |
| 18-4418 | #145 |
| 18-4419 | #150 |
| 18-4420 | #155 |
| 18-4421 | #160 |
| 18-4422 | #165 |
| 18-4423 | #170 |
| 18-4424 | #175 |
| 18-4425 | #180 |
| 18-4426 | #185 |
| 18-4427 | #190 |
| 18-4428 | #200 |
| 18-4430 | #205 |
| 18-4431 | #210 |
| 18-4432 | #220 |
| 18-4433 | #230 |
| 18-4434 | #240 |
| 18-4435 | #250 |
| 18-4436 | #260 |
| 18-4437 | #270 |
| 18-4438 | #280 |
| 18-4439 | #290 |
| 18-4440 | #300 |



| K&L | SIZE |
|---------|------|
| 18-4441 | #310 |
| 18-4533 | #310 |
| 18-4442 | #320 |
| 18-4531 | #320 |
| 18-4443 | #330 |
| 18-4529 | #330 |
| 18-4444 | #340 |
| 18-4527 | #340 |
| 18-4445 | #350 |
| 18-4525 | #350 |
| 18-4446 | #360 |
| N/A | #360 |
| 18-4447 | #370 |
| 18-4523 | #370 |
| 18-4448 | #380 |
| 18-4516 | #380 |
| 18-4449 | #390 |
| 18-4515 | #390 |
| 18-4450 | #400 |
| 18-4511 | #400 |

SHOP EQUIP & TOOLS

HARD PARTS

CARB & FUEL

IGNITION/ELECTRICAL

CONTROL

SUSPENSION

ACCESSORIES

IGNITION COILS

SHOP EQUIP & TOOLS

HARD PARTS

CARB & FUEL

IGNITION/ELECTRICAL

CONTROL

SUSPENSION

ACCESSORIES



OEM REPLACEMENT IGNITION COILS

Designed to fit stock mounting locations for the applications listed.
Made in Japan. Sold each.

HONDA Street

| | | |
|----------------|---------------------------------|-------|
| 20-8479 | 30510-MM8-003 | |
| | VT600C Shadow | 88-07 |
| | NT650 Hawk GT | 88-91 |
| | VT750C Shadow | 98-00 |
| | VT750CD-2/A/B/C/D Shadow Deluxe | 98-03 |
| | PC800 Pacific Coast | 89-90 |
| | PC800 Pacific Coast | 94-98 |
| | CBR1100XX Blackbird | 97-03 |
| | VT1100C Shadow 1100 | 87-00 |
| | VTX1800C | 02-08 |

| | | |
|----------------|---------------------------------|-------|
| 20-8472 | 30510-KT7-023 for two cylinders | |
| | CB400F CB1 | 89-90 |
| | CBR600F Hurricane | 87-90 |
| | CBR600F2 Hurricane | 91-94 |
| | CBR600F3 Hurricane | 95-98 |
| | CBR600SE | 1998 |
| | VF700C Magna | 1987 |
| | CB750 Nighthawk 750 | 91-03 |
| | RVF750R RC45 | 1994 |
| | VF750C V45 Magna | 1988 |
| | VF750C Magna | 94-03 |
| | VF750CD Magna Deluxe | 95-00 |
| | CB900F 919 | 02-04 |
| | CBR900RR | 94-99 |
| | CB1000 | 94-95 |
| | CBR1000F Hurricane | 87-86 |
| | ST1100, All | 91-02 |
| | GL1500 Goldwing, All | 88-90 |
| | GL1500C Valkyrie, All | 97-03 |

HONDA Dual Sport/Offroad

| | | |
|----------------|---------------|-------|
| 20-8496 | 30510-GR2-405 | |
| | XL250R | 84-85 |
| | XR350R | 84-85 |
| | XR500R | 1984 |
| | XL600R | 83-87 |
| | XR600R | 85-87 |

HONDA ATV

| | | |
|----------------|---------------------------|-------|
| 20-8496 | 30510-GR2-405 | |
| | TRX300 Fourtrax 300 | 88-92 |
| | TRX300FW Fourtrax 300 4x4 | 1988 |
| | TRX300FW Fourtrax 300 4x4 | 90-92 |

HONDA SCOOTER

| | | |
|----------------|---------------|-------|
| 20-8496 | 30510-GR2-405 | |
| | CH80 | 1985 |
| | CH125 | 1984 |
| | CH150 | 84-87 |
| | CN250 | 86-87 |

KAWASAKI Offroad

| | | |
|----------------|-----------------------|-------|
| 20-6716 | 21121-1186 | |
| | KX60B7/B8/B9 | 91-93 |
| | KX60B11~B19 | 95-03 |
| | KX65A1/A2/A3/A4/A5/A6 | 00-05 |
| | KX500A1 | 83-04 |
| | KX500B1/B2 | 85-86 |
| | KX500C1 | 1987 |
| | KX500D1 | 1988 |
| | KX500E1~E16 | 89-04 |

YAMAHA Street

| | | |
|----------------|--------------------------------|-------|
| 20-8477 | 42X-82310-70-00 rear cylinder | |
| 20-8478 | 42X-82320-70-00 front cylinder | |
| | XV700L/LC/N/NC Virago | 84-85 |
| | XV700CS/CSC/CT/CTC Virago | 86-87 |
| | XV700SS/SSC Virago | 1986 |
| | XV750 Virago, All | 88-97 |
| | XV1000L/LC/N/NC Virago | 84-85 |
| | XV1100S Virago, All | 86-98 |


YAMAHA ATV

| | | |
|----------------|-------------------------------|-------|
| 20-6713 | 355-82310-40-00, 1M2-82310-40 | |
| | YT125G/H/J/K/L/N Tri-Moto | 80-85 |
| | YT175J/K Tri-Moto | 82-83 |

| | | |
|----------------|----------------------------|-------|
| 20-6717 | 1UY-82310-41-00 | |
| | YFM200N Moto-4 | 1985 |
| | YFM200DXS~DXW Moto-4 | 86-89 |
| | YTM200K/L/N Tri-Moto | 83-85 |
| | YTM200EK/EL Tri-Moto | 84-85 |
| | YTM200ERN Tri-Moto | 1985 |
| | YFM225S/T/U Moto-4 | 86-88 |
| | YTM225DRN/DRS Tri-Moto | 85-86 |
| | YTM225DXK/DXL/DXN Tri-Moto | 83-85 |
| | YFM250W/A/B Moto-4 | 89-91 |
| | YFM350ERT/ERU/ERW Moto-4 | 87-89 |
| | YFM350FWT/FWU Big Bear | 87-88 |
| | YFM350XT/XU Warrior | 87-88 |

| | | |
|----------------|--------------------|-------|
| 20-6715 | 3SR-82310-10-00 | |
| | YTZ250N/S Tri-Moto | 85-86 |

| | | |
|----------------|------------------------------|-------|
| 20-6712 | 3GD-82310-10-00 | |
| | YFB250D/E/F/G/H Timberwolf | 92-96 |
| | YFB250UH/UJ/UK Timberwolf | 96-98 |
| | YFB250FWF/FWG/FWH/FWJ/FWK | 94-98 |
| | YFB250FWL/FWM Timberwolf 4WD | 99-00 |
| | YFM350ERA Moto-4 | 1990 |
| | YFM350ERD/ERE/ERF/ERG Moto-4 | 92-95 |
| | YFM350FWW~FWJ Big Bear | 89-97 |
| | YFM350FXG~FXM/FXMC Wolverine | 95-00 |
| | YFM350UH/UJ/UK Big Bear 2WD | 96-98 |
| | YFM350XW~XN/XNC Warrior | 89-01 |
| | YFM400FWE/FWF/FWG Kodiak | 93-95 |
| | YFM400FWH/FWJ/FWK Kodiak | 96-98 |



SHOP EQUIP & TOOLS

HARD PARTS

CARB & FUEL

IGNITION/ELECTRICAL

CONTROL

SUSPENSION

ACCESSORIES

YAMAHA Dual Sport/Offroad

| | |
|----------------------------|-------------------------------|
| 20-6713 | 355-82310-40-00, 1M2-82310-40 |
| YZ50G | 1980 |
| YZ60H/J/K | 81-83 |
| DT80H/J/K | 81-83 |
| GT80G | 1980 |
| DT100A/B | 74-75 |
| DT100E/F/G/H/J/K | 78-83 |
| MX100F/G/H/J/K | 79-83 |
| RT100A | 1990 |
| RT100D/E/F/G/H/J/K/L/M | 92-00 |
| DT125G/H | 80-81 |
| IT125G/H | 80-81 |
| DT175E/F/G/H | 78-81 |
| IT175D/E/F/G/H/J/K | 77-83 |
| MX175F/G/H | 79-81 |
| DT250F | 1979 |
| IT250D/E/F/G/H/J | 77-82 |
| TT250G/H/J Offroad | 80-82 |
| XT250G/H/J/K/KC Dual Sport | 80-83 |
| DT400B/C/D/E | 75-78 |
| IT400D/E/F | 77-79 |
| MX400B | 1975 |
| YZ400C/D/E/F | 76-79 |
| IT425G | 1980 |
| IT465H/J | 81-82 |
| YZ465G/H | 80-81 |
| YZ490J | 1982 |

YAMAHA Dual Sport/Offroad

| | |
|---|-----------------|
| 20-6717 | 1UY-82310-41-00 |
| TT250RL/RLC Offroad | 1999 |
| TT-R250N/NC/P/PC/R/RC/S/SC/T/TC Offroad | 01-05 |

20-6715 3SR-82310-10-00

| | |
|---------------------------|-------|
| PW80G~R Y-Zinger | 95-03 |
| YZ80L/N/S/T/U/W/A/B/D | 84-92 |
| YZ80G1/H1 | 95-96 |
| YZ125A/B/D1/E1 | 90-93 |
| WR250ZB/ZD/ZE | 91-93 |
| XT250L/LC Dual Sport | 1984 |
| YZ250WRA | 1990 |
| YZ250A1/B1/D1/E1 | 90-93 |
| TT350S/T Offroad | 86-87 |
| XT350N/NC~M/MC Dual Sport | 85-00 |

KZ/GS IGNITION COIL

90mm center to center stud mount, with 24" non-labeled High Tension Leads. (no 1&4, or 2&3) For Point Ignitions only. Sold Each. Replaces Kawasaki #'s 21121-1004, 21121-1003, 21121-058, 21121-081. Replaces Suzuki# 33410-45012

20-8450 KZ/GS Ignition Coil, Sold Each

KAWASAKI Street

KZ400 Twins, KZ750B Twins, KZ650B,C,& D models (points only) Z1 900, KZ900, KZ1000 (all points ignition models)

SUZUKI Street

GS550, 750, 850, 1000 with point ignitions(ND & Kokousan)

Note: This is NOT an O.E.M. Coil.



Tool Up for Profit™
www.klsupply.com

K&L Supply at INTERMOT 2008

IGNITERS, COILS, SPARK PLUG CAPS & WIRES

SHOP EQUIP & TOOLS

HARD PARTS


CARB & FUEL

IGNITION/ELECTRICAL

CONTROL

SUSPENSION

ACCESSORIES



REPLACEMENT IGNITER BOXES

Made in Japan. Sold each.

YAMAHA

| | | |
|----------------|------------------------------------|-------|
| 20-5354 | 42X-82305-20-00 | |
| | XV700L/LC/N/NC Virago | 84-85 |
| | XV700CS/CSC/CT/CTC/SS/SSC Virago | 86-87 |
| | XV750K/MK Virago & Midnight Virago | 1983 |
| | XV750U/UC/W/WC/A/AC Virago | 88-90 |
| | XV920K/MK Virago & Midnight Virago | 1983 |
| 20-5355 | 42H-82305-20-00 | |
| | XV1000L/LC/N/NC Virago | 84-85 |

20-6701



20-6702, 20-6703



ACCEL SUPER COILS

Super Coils feature extremely high output, with racetrack proven performance on all motorcycles. Sold in single and two coil kits.

| | |
|----------------|---|
| 20-6701 | Accel (140403-S) Single coil for Inductive Ignition |
| 20-6702 | Accel (140403) 4 cyl. Kit for Inductive Ignition (2.1 ohms) |
| 20-6703 | Accel (140404) 4 cyl. Kit for CDI Ignition (1.2 ohms) |

Note: Using the wrong coil may damage your ignition module. To determine ignition type, perform the following test:

- 1) Using a voltmeter or 12 volt test light, hook positive lead to positive post and negative to ground on one of the stock coils.
- 2) Turn on the ignition but do not engage the starter motor.
- 3) If there are 12 volts at the coil, the motorcycle has inductive type ignition. If there is no voltage at the coil, then the motorcycle has a capacitive discharge ignition (CDI) because the power goes to the control box first.



SINGLE LEAD


DUAL LEAD

NOLOGY PROFIRE IGNITION COILS

High performance ignition coils that offer the lowest inductance for trouble free high RPM operation and the fastest rise and discharge time. The provided spark is in excess of 45,000 volts over the entire RPM range. Profire coils are black with single or dual high tension towers. Coil connectors and boots included. Available in 0.3 ohm, 0.6 ohm and 3.0 ohm. Sold each.

| | | | | |
|----------------|-------------|----------|----------------|----------------------|
| 20-8425 | Single lead | 0.3 ohms | | |
| 20-8409 | Single lead | 0.6 ohms | 20-8411 | Single lead 3.0 ohms |
| 20-8412 | Dual lead | 0.6 ohms | 20-8415 | Dual lead 3.0 ohms |

Note: Do not use **NOLOGY** Coils on point type ignitions or on the following motorcycles: Honda VFR, CB, CBX; Kawasaki ZX10, GPz, KZ1000J, Z1; Suzuki GSX-R (early oil cooled), GS; Yamaha-FJ, V-Max.



NOLOGY HOT WIRES

Nology Hot Wires store coil energy until it can be released as an ultra-short, ultra-hot spark. Expect better horsepower and torque (2% to 5%), no fouled plugs, less backfires and a better starting engine. Each kit includes a 30" Hot Wire with grounding strap, 90 degree or straight spark plug cap, in-line wire connector and heat shrink tubing. Order one kit per cylinder.

| | | | |
|----------------|---------|----------------|----------|
| 20-8402 | 90° cap | 20-8403 | 180° cap |
|----------------|---------|----------------|----------|



NGK SPARK PLUG CAPS

OEM replacements. Waterproof resistor caps (except 20-1520). Fits 7mm ignition wire, terminal stud plugs. Sold each.

| | | |
|----------------|------|---|
| 20-1519 | 102° | Elbow Type 12mm XD05FP |
| 20-1520 | 90° | Elbow 14mm LZFH (non-resistor, water resistant) |
| 20-1521 | 90° | Elbow 14mm LB05FP |
| 20-1522 | 180° | Straight 12 & 14mm SD05FP |
| 20-1523 | 120° | Long Elbow Type 12 & 14mm VD05FP |
| 20-1524 | 120° | Short Elbow Type 14mm YB05FP |
| 20-1528 | 90° | Watercraft TB05EMA-Highly suitable for Off-Road |

IGNITION COIL WIRE CAP SET

Set includes 1 wire cap nut, 1 washer, and 1 rubber grommet. Fits Honda/Kawasaki ignition coils with removable wires and 2.5mm threads. Made in Japan.

| | | |
|----------------|--|---------------------|
| 20-3452 | Ignition Coil Wire Cap Set, 3 pieces : | |
| Qt1 | 304510-429-003 | Wire Cap Nut |
| Qt1 | 30502-428-003 | Rubber Grommet Seal |
| Qt1 | 30503-428-003 | Plastic Washer |





K&L CDI BOXES for ATV & OFFROAD *Made in Japan*

OEM replacement CDI BOXES for Honda, Kawasaki, and Yamaha, sold ea.

HONDA ATV

| | | |
|---------------------------|---------------|-------|
| 20-8902 | 30410-HF7-008 | |
| TRX90 Fourtrax 90 | | 93-05 |
| 20-5343 | 30410-968-003 | |
| ATC110 | | 84-85 |
| ATC125M | | 84-85 |
| ATC200M | | 84-85 |
| ATC200S | | 84-85 |
| 20-5344 | 30410-969-013 | |
| TRX125 Fourtrax 125 | | 1985 |
| ATC200ES | | 1984 |
| TRX200 Fourtrax 200 | | 1984 |
| 20-8881 | 30410-HF1-670 | |
| TRX200 Fourtrax 200 | | 90-01 |
| TRX200D Fourtrax 200 | | 91-97 |
| 20-5345 | 30410-HA2-671 | |
| ATC250R | | 1986 |
| TRX250R Fourtrax 250R | | 86-87 |
| 20-5346 | 30410-HA8-003 | |
| ATC250ES Big Red | | 86-87 |
| ATC250SX | | 86-87 |
| TRX250 Fourtrax | | 85-87 |
| 20-5347 | 30410-HB9-770 | |
| TRX250R Fourtrax 250R | | 88-89 |
| 20-8883 | 30410-HC0-003 | |
| TRX250X Fourtrax | | 87-88 |
| TRX250X Fourtrax | | 1991 |
| 20-8891 | 30410-HC4-770 | |
| TRX300D Fourtrax | | 87-93 |
| TRX300FW Fourtrax 300 4x4 | | 89-93 |
| 20-8897 | 30410-HM3-003 | |
| TRX300EX Fourtrax 300EX | | 93-06 |
| 20-8899 | 30410-HA7-650 | |
| TRX350D Fourtrax 4x4 | | 88-89 |
| TRX350 | | 91-93 |
| 20-8903 | 30410-HA7-650 | |
| TRX350 Fourtrax 4x4 | | 87-90 |

HONDA Offroad

| | | |
|----------------|---------------|-------|
| 20-5389 | 30410-KCE-671 | |
| XR250R | | 96-04 |

KAWASAKI ATV

| | | |
|--------------------------|------------|-------|
| 20-5341 | 21119-1369 | |
| KEF300A1/A2/A3/A4/A5/A6 | | |
| Lakota 300 | | 95-00 |
| KEF300B1/B2 Lakota Sport | | 01-02 |
| KLF300B Bayou 300 | | 89-04 |
| KLF300C Bayou 4x4 | | 89-04 |

YAMAHA ATV

| | | |
|-----------------------------|-----------------|-------|
| 20-5403 | 29U-85540-21-00 | |
| YFM200N Moto-4 | | 1985 |
| YFM200DXS/DXT/DXU/DXW | | |
| Moto-4 | | 86-89 |
| YTM225DXK/DXL/DXN Tri-Moto | | 83-85 |
| 20-5401 | 59V-85540-21-00 | |
| YFM225S/T/U Moto-4 | | 86-88 |
| YFM250W/A/B Moto-4 | | 89-91 |
| 20-5359 | 4BD-85540-10- | |
| YFB250F Timberwolf | | 94-00 |
| YFM250 Beartracker | | 99-00 |
| 20-3480 | 4XE-85540-00-00 | |
| YFM250X Beartracker | | 01-04 |
| YFM25XS Beartracker | | 2004 |
| 20-5412 | 1YW-85540-20-00 | |
| YFM350ERT/ERU Moto-4 | | 87-88 |
| YFM350FWT/FWU Big Bear | | 87-88 |
| 20-5357 | 3GD-85540-20-00 | |
| YFM350XA/XB/XD/XE/XF/XFN/XG | | |
| Warrior | | 90-95 |

YAMAHA ATV

| | | |
|------------------------------|---------------------------|-------|
| 20-5361 | 3GD-85540-40-00 | |
| YFM350XJ/XK/XKC Warrior | | 97-01 |
| 20-5417 | 4KB-85540-00-00 | |
| YFM350FXG Wolverine | | 1995 |
| 20-5405 | 4KB-85540-20-00 | |
| YFM350FXH/FXJ/FXK Wolverine | | 96-98 |
| 20-5360 | 4SH-85540-00-00 | |
| YFM350F Big Bear 2 & 4WD | | 97-99 |
| YFM400FWH/FWJ/FWK | | |
| Kodiak 4WD | | 96-98 |
| YFM400FWL/FWLC Kodiak | | 1999 |
| 20-3491 | 5GH-85540-10-00 | |
| YFM400FA Kodiak | | 00-01 |
| 20-5416 | 4GB-85540-00-00 | |
| YFM400FWE/FWF/FWG | | |
| Kodiak 4WD | | 93-95 |
| 20-3492 | 5FU-85540-20-00 | |
| YFM4000 Big Bear | | 02-03 |
| YFM40FS Big Bear | | 04-06 |
| 20-3483 | 5ND-85540-10-00 | |
| YFM45FA Kodiak | | 04-06 |
| YFM45FG Grizzly | | 2007 |
| 20-3486 | 5KM-85540-00-00 | |
| YFM660 Grizzly | | 02-03 |
| 20-5402 | 5LP-85540-20-00 (CA & USA | |
| 49 State application listed) | | |
| YFM660R Raptor | | 02-03 |

SEE THE MS5650 MOTORCYCLE DIAGNOSTIC SCAN TOOL ON PAGE 75



SHOP EQUIP & TOOLS

HARD PARTS

CARB & FUEL

IGNITION/ELECTRICAL

CONTROL

SUSPENSION

ACCESSORIES

TUNE-UP KITS, POINTS & CONDENSERS

SHOP EQUIP & TOOLS



HARD PARTS

K&L TUNE UP KITS, POINTS & CONDENSORS

Spark up an old engine with these OEM supplier sourced Tune Up Kits. Includes contact points and condenser only (No Spark Plugs). Made in Japan.

CARB & FUEL

HONDA Street Application

| Application | Year | Tune-Up Kit | Points Each | Condenser Each |
|----------------------------|-------|-------------|--------------|----------------|
| CL70/K1/K2/K3 | 69-73 | 20-6801 | 20-1460 | 20-1477 |
| CB/CL100/K1/K2 | 70-72 | 20-6802 | 20-1461 | — |
| CL100S Scrambler | 1973 | 20-6802 | 20-1461 | — |
| CB125S/S1/S2/S | 73-76 | 20-6802 | 20-1461 | — |
| CB125S | 1978 | 20-6802 | 20-1461 | — |
| CL125S/S1 Scrambler | 73-74 | 20-6802 | 20-1461 | — |
| CB/CL175 | 69-73 | — | 20-1461 | — |
| CB200 with ND ignition | 74-76 | — | 20-1461 | — |
| CL200 with ND ignition | 1974 | — | 20-1461 | — |
| CB350G-(2-cylinder) | 1973 | 20-6805 | 20-1466-(LH) | 20-1475 |
| | | | 20-1465-(RH) | — |
| CB350K0/K1~K4-(2-cylinder) | 68-73 | 20-6805 | 20-1466-(LH) | 20-1475 |
| | | | 20-1465-(RH) | — |
| CB350F/S1-(4-cylinder) | 72-74 | 20-6810 | — | — |
| CL350K0/K1~K5 Scrambler | 68-73 | 20-6805 | 20-1466-(LH) | 20-1475 |
| | | | 20-1465-(RH) | — |
| SL350/K1/K2 Moto Sport | 69-73 | 20-6805 | 20-1466-(LH) | 20-1475 |
| | | | 20-1465-(RH) | — |
| XL350 | 74-78 | 20-6813 | 20-1461 | — |
| CB360/G | 1974 | 20-6806 | 20-1466-(LH) | — |
| | | | 20-1465-(RH) | — |
| CB360T | 75-76 | 20-6806 | 20-1466-(LH) | — |
| | | | 20-1465-(RH) | — |
| CJ360T | 76-77 | 20-6806 | 20-1466-(LH) | — |
| | | | 20-1465-(RH) | — |
| CL360/K1 | 74-75 | 20-6806 | 20-1466-(LH) | — |
| | | | 20-1465-(RH) | — |
| CB400F Super Sport | 75-77 | 20-6810 | — | — |

IGNITION/ELECTRICAL

CONTROL

SUSPENSION

ACCESSORIES

ANALOG METER & TIMING LIGHT

K&L has all the tools you need for checking those oldies but goodies that we all get from time to time, here's just a couple!



| HONDA Street Application | Year | Tune-Up Kit | Points Each | Condenser Each |
|-----------------------------|-------|-------------|--------------|----------------|
| CB450/500 Four-Stroke Twins | 65-76 | 20-6807 | 20-1468-(LH) | 20-1475 |
| | | | 20-1467-(RH) | — |
| CB550F/K | 74-78 | 20-6808 | 20-1470-(LH) | 20-1473 |
| | | | 20-1469-(RH) | — |
| CB750A Automatic | 76-78 | 20-6808 | 20-1470-(LH) | 20-1473 |
| | | | 20-1469-(RH) | — |
| CB750K0 | 69-70 | 20-6808 | 20-1470-(LH) | 20-1473 |
| | | | 20-1469-(RH) | — |
| CB750K1~K5/K | 70-78 | 20-6808 | 20-1470-(LH) | 20-1473 |
| | | | 20-1469-(RH) | — |
| CB750F Super Sport | 75-78 | 20-6808 | 20-1470-(LH) | 20-1473 |
| | | | 20-1469-(RH) | — |
| GL1000 Goldwing | 75-79 | 20-6811 | 20-1468-(LH) | 20-1471 |
| | | | 20-1467-(RH) | — |

| HONDA ATV | Year | Tune-Up Kit | Points Each | Condenser Each |
|------------------------|-------|-------------|-------------|----------------|
| ATC70/K1 | 73-74 | 20-6801 | 20-1460 | 20-1477 |
| ATC70 | 78-85 | 20-6801 | 20-1460 | 20-1477 |
| ATC90 with ND ignition | 70-78 | 20-6812 | 20-1461 | — |
| ATC110 | 79-80 | — | 20-1461 | — |

| HONDA Dual Sport/Offroad | Year | Tune-Up Kit | Points Each | Condenser Each |
|-------------------------------------|-------|-------------|-------------|----------------|
| Z50A(AK0)AK1~AK6 | 68-75 | 20-6801 | 20-1460 | 20-1477 |
| Z50A | 76-78 | 20-6801 | 20-1460 | 20-1477 |
| Z50R | 79-81 | 20-6801 | 20-1460 | 20-1477 |
| Z50R | 82-87 | 20-6801 | 20-1460 | 20-1477 |
| Z50RD | 1986 | 20-6801 | 20-1460 | 20-1477 |
| CT70-(K0) Trail 70 | 69-71 | 20-6801 | 20-1460 | 20-1477 |
| CT70 Trail 70 with Hitachi ignition | 76-82 | 20-6801 | 20-1460 | 20-1477 |
| CT70H/HK1 with Hitachi ignition | 70-73 | 20-6801 | 20-1460 | 20-1477 |
| CT70K1~K4 Trail 70 | 72-75 | 20-6801 | 20-1460 | 20-1477 |
| SL70/K1 Moto Sport | 71-73 | 20-6801 | 20-1460 | 20-1477 |
| XL70 | 74-76 | 20-6801 | 20-1460 | 20-1477 |
| XL75 | 77-79 | 20-6801 | 20-1460 | 20-1477 |
| XR75 | 73-76 | 20-6801 | 20-1460 | 20-1477 |
| XR75 | 77-78 | — | 20-1460 | — |
| XL80S | 80-84 | 20-6801 | 20-1460 | 20-1477 |
| XR80 | 79-84 | — | 20-1460 | — |
| CT90 | 68-79 | 20-6812 | 20-1461 | — |
| ST90 with ND ignition | 73-75 | 20-6812 | 20-1461 | — |
| SL100/K1/K2/K3 Moto Sport | 70-73 | 20-6802 | 20-1461 | — |
| XL100/K1 | 74-75 | 20-6802 | 20-1461 | — |
| XL100 | 1976 | 20-6802 | 20-1461 | — |
| XR100 | 81-84 | — | 20-1460 | — |
| CT125 | 1977 | — | 20-1461 | — |
| SL125/K1/K2 Moto Sport | 71-73 | 20-6802 | 20-1461 | — |
| TL125 Trials | 73-76 | — | 20-1461 | — |
| XL125 | 74-78 | — | 20-1461 | — |
| SL175 with ND ignition | 70-71 | — | 20-1461 | — |
| XL175 | 73-75 | — | 20-1461 | — |
| TL250 Trials | 75-76 | — | 20-1461 | — |
| XL250/K1/K2 Moto Sport | 72-76 | 20-6813 | 20-1461 | — |
| XL350 | 74-78 | 20-6813 | 20-1461 | — |

| KAWASAKI Street | Year | Tune-Up Kit | Points Each | Condenser Each |
|-----------------------------|-------|-------------|-------------|----------------|
| G3SS-90 Bushmaster | 69-70 | 20-6861 | — | — |
| G3SSA/B/C/D-90 | 71-74 | 20-6861 | — | — |
| G3TR-90 Bushmaster | 69-70 | 20-6861 | — | — |
| MC1/MC1A/MC1B-90 | 73-75 | 20-6861 | — | — |
| G3SSE-100 | 1975 | 20-6861 | — | — |
| G3TRA-100 | 1971 | 20-6861 | — | — |
| G4TR/G4TRA-100 Trail Boss | 70-71 | 20-6861 | — | — |
| G4TRB/G4TRC-100 | 72-73 | 20-6861 | — | — |
| G4TRD/G4TRE-100 | 74-75 | 20-6861 | — | — |
| G5/A/B/C-100 | 72-75 | 20-6861 | — | — |
| KH100B7/B8 | 76-77 | 20-6861 | — | — |
| S1A/S1B/S1C-250 | 73-75 | 20-6852 | — | — |
| KH250A5 (two-stroke triple) | 1976 | 20-6852 | — | — |

TUNE-UP KITS, POINTS & CONDENSERS

| KAWASAKI Street | | | | |
|--------------------------------|-------|-------------|--------------|----------------|
| Application | Year | Tune-Up Kit | Points Each | Condenser Each |
| KZ305A1 / A2 CSR | 81-82 | 20-6865 | — | — |
| KZ305B1 LTD | 1982 | 20-6865 | — | — |
| S2/S2A-350 (two-stroke triple) | 72-73 | 20-6852 | — | — |
| KZ400A1 / A2 Deluxe | 77-78 | 20-6860 | — | — |
| KZ400B1 / B2 | 78-79 | 20-6864 | 20-5046 | — |
| KZ400C1 | 1978 | 20-6864 | 20-5046 | — |
| KZ400 / D / D3 / D4 | 74-77 | 20-6860 | — | — |
| KZ400H1 LTD | 1979 | 20-6864 | 20-5046 | — |
| KZ400S / S2 / S3 | 75-77 | 20-6860 | — | — |
| S3/S3A-400 (two-stroke triple) | 74-75 | 20-6852 | — | — |
| KZ440A1 LTD | 1980 | 20-6864 | 20-5046 | — |
| KZ440B1 | 1980 | 20-6864 | 20-5046 | — |
| KZ440D1 LTD Belt | 1980 | 20-6864 | 20-5046 | — |
| KZ550A1 | 1980 | 20-6862 | 20-5046 (LH) | 20-1499 |
| | | | 20-5047 (RH) | — |
| KZ650B1 / B2 / B2A / B3 | 77-79 | 20-6862 | 20-5046 (LH) | 20-1499 |
| | | | 20-5047 (RH) | — |
| KZ650C1 / C2 / C3 Custom | 77-79 | 20-6862 | 20-5046 (LH) | 20-1499 |
| | | | 20-5047 (RH) | — |
| KZ650D1 / D2 SR | 78-79 | 20-6862 | 20-5046 (LH) | 20-1499 |
| | | | 20-5047 (RH) | — |
| KZ650E1 LTD | 1980 | 20-6862 | 20-5046 (LH) | 20-1499 |
| | | | 20-5047 (RH) | — |
| KZ650F1 | 1980 | 20-6862 | 20-5046 (LH) | 20-1499 |
| | | | 20-5047 (RH) | — |
| KZ750B1 / B2 2-cylinder | 76-77 | 20-6860 | — | — |
| KZ750B3 / B4 2-cylinder | 78-79 | 20-6863 | 20-5046 | — |
| KZ750G1 LTD 2-cylinder | 1980 | 20-6863 | 20-5046 | — |
| KZ900A4 / A5 | 76-77 | 20-6851 | 20-5046 (LH) | 20-1501 |
| | | | 20-5047 (RH) | — |
| KZ900B1 LTD | 1976 | 20-6851 | 20-5046 (LH) | 20-1501 |
| | | | 20-5047 (RH) | — |
| Z-1 / A / B-900 | 73-75 | 20-6851 | 20-5046 (LH) | 20-1501 |
| | | | 20-5047 (RH) | — |
| KZ1000A1 / A2 | 77-78 | 20-6851 | 20-5046 (LH) | 20-1501 |
| | | | 20-5047 (RH) | — |
| KZ1000B1 / B2 / B3 LTD | 77-79 | 20-6851 | 20-5046 (LH) | 20-1501 |
| | | | 20-5047 (RH) | — |
| KZ1000C1 / C1A / C2 Police | 78-79 | 20-6851 | 20-5046 (LH) | 20-1501 |
| | | | 20-5047 (RH) | — |
| KZ1000D1 Z1R | 1978 | 20-6851 | 20-5046 (LH) | 20-1501 |
| | | | 20-5047 (RH) | — |

| KAWASAKI Dual Sport/Offroad | | | | |
|------------------------------------|-------|-------------|-------------|----------------|
| Application | Year | Tune-Up Kit | Points Each | Condenser Each |
| KD80 / A2 | 75-76 | 20-6861 | — | — |
| KD80M1 / M2 / M3 / M4 | 80-83 | 20-6861 | — | — |
| KD80M5 / M6 / M7 / M8 | 84-88 | 20-6861 | — | — |
| MC1 / MC1A / MC1B-90 | 73-75 | 20-6861 | — | — |
| MC1M / MC1M-90 (offroad) | 74-75 | 20-6861 | — | — |
| G3TR-90 Bushmaster | 69-70 | 20-6861 | — | — |
| G3TRA-100 | 1971 | 20-6861 | — | — |
| G4TR / G4TRA-100 Trail Boss | 70-71 | 20-6861 | — | — |
| G4TRB-100 | 1972 | 20-6861 | — | — |
| G4TRC-100 | 1973 | 20-6861 | — | — |
| G4TRD / G4TRE-100 | 74-75 | 20-6861 | — | — |
| G5 / A / B / C-100 | 72-75 | 20-6861 | — | — |
| KD100M1 / M2 / M3 / M4 | 76-79 | 20-6861 | — | — |
| KE100A5~A10 | 76-81 | 20-6861 | — | — |
| KE100B1~B14 | 82-95 | 20-6861 | — | — |
| KM100A1~A7 | 76-81 | 20-6861 | — | — |
| KV100A7 | 1976 | 20-6861 | — | — |
| KD125 / A2 / A3 / A4 / A5 | 75-79 | 20-6861 | — | — |
| KE125A3 / A4 / A5 / A6 / A7 / A8 | 76-81 | 20-6861 | — | — |
| KE125A9 / A10 (A10-Canada only) | 82-83 | 20-6861 | — | — |
| KS125 / A | 74-75 | 20-6861 | — | — |

| SUZUKI Street | | | | |
|----------------------------------|-------|-------------|-------------|----------------|
| Application | Year | Tune-Up Kit | Points Each | Condenser Each |
| GS550B with ND ignition | 1977 | 20-6886 | — | — |
| GS550B / C / N with K0K ignition | 77-79 | 20-6887 | — | — |
| GS550EC / EN / LN | 77-79 | 20-6887 | — | — |
| GS750B with K0K ignition | 1977 | 20-6887 | — | — |
| GS750B / C / N with ND ignition | 77-79 | 20-6886 | — | — |
| GS750EC / EN / LN | 78-79 | 20-6886 | — | — |
| GS850GN | 1979 | 20-6886 | — | — |
| GS1000C / EC / N / EN / LN / SN | 78-79 | 20-6886 | — | — |

| YAMAHA Street | | | | |
|-----------------------------|-------|-------------|---------------|----------------|
| Application | Year | Tune-Up Kit | Points Each | Condenser Each |
| RD60 / A / B | 73-75 | 20-6829 | 20-1460 | — |
| HT1-90 / HT1B-90 | 70-71 | 20-6829 | 20-1460 | — |
| RS100C | 1976 | — | — | — |
| RD250 / A / B | 73-75 | 20-6825 | — | — |
| R5-350 | 70-72 | 20-6844 | — | — |
| RD350 / A / B | 73-75 | 20-6825 | — | — |
| RD400C / D / E | 76-78 | 20-6842 | — | — |
| TX500 / A | 73-74 | 20-6822 | — | — |
| XS500B / C / D / E | 75-78 | 20-6822 | — | — |
| XT500C / D / E / F | 76-79 | 20-6841 | — | — |
| XS1 / XS1B / XS2-650 | 70-72 | 20-6821 | 20-5021-(L&R) | 20-1492 |
| TX650 / A | 73-74 | 20-6821 | 20-5021-(L&R) | 20-1492 |
| XS650B / C / D / E / F / 2F | 75-79 | 20-6821 | 20-5021-(L&R) | 20-1492 |
| XS650SE / SF | 78-79 | 20-6821 | 20-5021-(L&R) | 20-1492 |
| TX750 / A | 73-74 | — | 20-5021-(L&R) | — |

| YAMAHA Dual Sport/Offroad | | | | |
|-----------------------------------|-------|-------------|-------------|----------------|
| Application | Year | Tune-Up Kit | Points Each | Condenser Each |
| YZ50G | 1980 | — | — | — |
| JT1 / JT1L-60 Mini Enduro | 1971 | 20-6829 | 20-1460 | — |
| JT2 / JT2MX-60 | 1972 | 20-6829 | 20-1460 | — |
| GT1-80 | 1973 | 20-6829 | 20-1460 | — |
| GT80 / A / B / C | 73-76 | 20-6829 | 20-1460 | — |
| GT80E / F | 78-79 | 20-6829 | 20-1460 | — |
| GTMXE / GTMXF-80 | 78-79 | — | — | — |
| MX80G / H / J | 80-82 | — | — | — |
| HT1-90 | 1970 | 20-6829 | 20-1460 | — |
| HT1B-90 | 1971 | — | 20-1460 | — |
| HT1B-MX90 | 1971 | — | 20-1460 | — |
| DT100A / B / C / D | 74-77 | — | — | — |
| LT2 / LT3-100 Enduro | 72-73 | — | 20-1460 | — |
| LT2M / LTMX-100 | 72-73 | — | 20-1460 | — |
| MX100A / B | 74-75 | 20-6829 | 20-1460 | — |
| MX100F | 1978 | — | — | — |
| AT1M / AT1MB / AT1C-MX125 | 69-71 | 20-6829 | 20-1460 | — |
| AT2 / AT3-125 | 72-73 | — | 20-1460 | — |
| MX125A / B | 74-75 | 20-6829 | 20-1460 | — |
| DT125E | 1978 | — | — | — |
| CT1 / CT1B / CT1C-175 Enduro | 69-71 | 20-6829 | 20-1460 | — |
| CT2 / CT3-175 Enduro | 72-73 | — | 20-1460 | — |
| DT1-250 Enduro | 1968 | 20-6824 | 20-1503 | — |
| DT1B / DT1C-250 Enduro | 69-70 | 20-6824 | 20-1503 | — |
| DT1S-250 Enduro | 1969 | 20-6824 | 20-1503 | — |
| DT1E-250 Enduro | 1971 | 20-6824 | 20-1503 | — |
| DT1C-MX250 / DT1MX-250 | 70-71 | 20-6824 | 20-1503 | — |
| DT2 / DT3-250 | 72-73 | 20-6824 | 20-1503 | — |
| DT250A / B / C / D / E | 74-78 | — | 20-1503 | — |
| RT1 / RT1B / RT2 / RT3-360 Enduro | 70-73 | 20-6824 | 20-1503 | — |
| RT1MX / RT1B-MX360 | 70-71 | 20-6824 | 20-1503 | — |
| TT500C / D / E / F / G / H | 76-81 | 20-6841 | — | — |
| XT500C / D / E / F | 76-79 | 20-6841 | — | — |

SHOP EQUIP & TOOLS

HARD PARTS

CARB & FUEL

IGNITION/ELECTRICAL

CONTROL

SUSPENSION

ACCESSORIES


Toll Free: 800-727-6767

www.klsupply.com

CONTACT BREAKER POINTS

CONTACT BREAKER POINTS

Daichi brand OEM replacements. **Made in Japan.** Sold each.



CONTACT BREAKER POINT PLATE ASSEMBLIES

Made in Japan. Available for the following models:

| HONDA | | KAWASAKI | |
|--------------------|---------------|--------------------|-----------|
| 20-1482 | 30200-300-154 | 20-1484 | 21135-011 |
| CB750K/K1~K5 | 69-75 | Z1/Z1A/Z1B-900 | 73-75 |
| CB750K | 76-78 | KZ900A4/A5 | 76-77 |
| | | KZ900B1 LTD | 1976 |
| 20-1483 | 30200-323-154 | KZ1000A1/A2 | 77-78 |
| CB500/K1/K2 | 71-73 | KZ1000B1/B2/B3 LTD | 77-79 |
| CB550/K1/K | 74-76 | KZ1000C1/C2 Police | 78-79 |
| CB550F Super Sport | 75-77 | KZ1000D1 Z1R | 1978 |
| CB750A Automatic | 76-78 | | |
| CB750F Super Sport | 75-78 | | |

K&L TUNE UP KITS REFERENCE

| HONDA | | | |
|---------|-------------|------------|-------------------------------|
| K&L | K&L P/N Ref | ND P/N Ref | Contents |
| 20-6801 | TUK-74 | NDTK-101 | Qt 1 Point & Qt 1 Condenser |
| 20-6802 | TUK-75 | NDTK-102 | Qt 1 Point & Qt 1 Condenser |
| 20-6805 | TUK-76 | NDTK-105 | Qt 2 Points & Qt 1 Condenser |
| 20-6806 | TUK-77 | NDTK-106 | Qt 2 Points & Qt 1 Condenser |
| 20-6807 | TUK-71 | NDTK-107 | Qt 2 Points & Qt 1 Condenser |
| 20-6808 | TUK-1 | NDTK-108 | Qt 2 Points & Qt 2 Condensers |
| 20-6810 | TUK-78 | NDTK-110 | Qt 2 Points & Qt 2 Condensers |
| 20-6811 | TUK-3 | NDTK-111 | Qt 2 Points & Qt 1 Condenser |
| 20-6812 | TUK-70 | NDTK-112 | Qt 1 Point & Qt 1 Condenser |
| 20-6813 | TUK-79 | NDTK-113 | Qt 1 Point & Qt 1 Condenser |

| KAWASAKI | | | |
|----------|--------|----------|-------------------------------|
| 20-6851 | TUK-16 | NDTK-301 | Qt 2 Points & Qt 1 Condenser |
| 20-6852 | TUK-17 | NDTK-302 | Qt 3 Points & Qt 3 Condensers |
| 20-6860 | TUK-25 | NDTK-310 | Qt 1 Point & Qt 1 Condenser |
| 20-6861 | TUK-27 | NDTK-311 | Qt 1 Point & Qt 1 Condenser |
| 20-6862 | TUK-28 | NDTK-312 | Qt 2 Points & Qt 1 Condenser |
| 20-6863 | TUK-29 | NDTK-313 | Qt 1 Point & Qt 1 Condenser |
| 20-6864 | TUK-30 | NDTK-314 | Qt 1 Point & Qt 1 Condenser |
| 20-6865 | TUK-36 | | Qt 2 Points & Qt 1 Condenser |

| SUZUKI | | | |
|---------|--------|----------|-------------------------------|
| 20-6886 | TUK-40 | NDTK-416 | Qt 2 Points & Qt 2 Condensers |
| 20-6887 | TUK-37 | NDTK-417 | Qt 2 Points & Qt 1 Condenser |

| YAMAHA | | | |
|---------|--------|----------|-------------------------------|
| 20-6821 | TUK-4 | NDTK-201 | Qt 1 Point & Qt 1 Condenser |
| 20-6822 | TUK-5 | NDTK-202 | Qt 2 Points & Qt 1 Condenser |
| 20-6824 | TUK-72 | NDTK-204 | Qt 1 Point & Qt 1 Condenser |
| 20-6825 | TUK-6 | NDTK-205 | Qt 2 Points & Qt 1 Condenser |
| 20-6844 | TUK-11 | NDTK-206 | Qt 2 Points & Qt 2 Condensers |
| 20-6829 | TUK-15 | NDTK-209 | Qt 1 Points & Qt 1 Condenser |
| 20-6841 | TUK-73 | NDTK-221 | Qt 1 Point & Qt 1 Condenser |
| 20-6842 | TUK-7 | NDTK-222 | Qt 1 Point & Qt 1 Condenser |

| HONDA | | |
|----------------------------------|---------------|-------|
| K&L P/N | OEM Reference | |
| 20-1460 | 30202-041-015 | |
| ATC70 | | 73-85 |
| CL70/K1/K2/K3 | | 69-73 |
| CT70-(K0) Trail 70 | | 69-71 |
| CT70 Trail 70 w/Hitachi ignition | | 76-82 |
| CT70H/HK1 w/Hitachi ignition | | 70-73 |
| CT70K1~K4 Trail 70 | | 72-75 |
| XL70 | | 74-76 |
| XL75 | | 77-79 |
| XL80S | | 80-84 |

| | | |
|---------------------------|---------------|-------|
| 20-1461 | 30200-107-004 | |
| ATC90 with ND Ignition | | 70-78 |
| CT90 | | 68-79 |
| ST90 with ND ignition | | 73-75 |
| CB/CL100/K1/K2 | | 70-72 |
| CL100S Scrambler | | 1973 |
| SL100/K1/K2/K3 Moto Sport | | 70-73 |
| XL100/K1 | | 74-76 |
| CB125S/S1/S2/S | | 73-76 |
| CB125S | | 1978 |
| CL125S/S1 Scrambler | | 73-74 |
| CT125 | | 1977 |
| SL125/K1/K2 Moto Sport | | 71-73 |
| XL125 | | 74-78 |
| SL175 with ND ignition | | 70-71 |
| XL175 | | 73-75 |
| CB/CL175 | | 69-73 |
| CB200 with ND ignition | | 74-76 |
| CL200 with ND ignition | | 1974 |
| XL250/K1/K2 Moto Sport | | 72-76 |
| XL350 | | 74-78 |

| | | |
|---------------------------|---------------|---------|
| 20-1465 | 30203-286-004 | RH Side |
| 20-1466 | 30204-286-004 | LH Side |
| CB350G (2-cylinder) | | 1973 |
| CB350K0/K1~K4 Super Sport | | 68-73 |
| CL350K0/K1~K5 Scrambler | | 68-73 |
| SL350/K1/K2 Moto Sport | | 70-72 |
| CB360/G | | 1974 |
| CB360T | | 75-76 |
| CJ360T | | 76-77 |
| CL360/K1 Scrambler | | 74-75 |

| | | |
|--------------------------|---------------|---------|
| 20-1467 | 30203-292-003 | RH Side |
| 20-1468 | 30204-292-003 | LH Side |
| CB450K/K1~K7 Super Sport | | 65-74 |
| CL450K1~K7 Scrambler | | 68-74 |
| CB500T | | 75-76 |
| GL1000 Goldwing | | 75-79 |
| GL1000L Goldwing LTD | | 1975 |

| | | |
|--------------------|---------------|---------|
| 20-1469 | 30203-300-154 | LH Side |
| 20-1470 | 30204-300-154 | RH Side |
| CB500/K1/K2 | | 71-73 |
| CB550F Super Sport | | 75-77 |
| CB550K/K1/K | | 74-78 |
| CB750A Automatic | | 76-78 |
| CB750K0/K1~K5/K | | 69-78 |
| CB750F Super Sport | | 75-78 |



20-1460



20-1461



20-1465

20-1466



20-1467

20-1468



20-1469

20-1470

1-800-727-6767 www.klsupply.com

CONTACT BREAKER POINTS & CONDENSERS

KAWASAKI

K&L P/N OEM Reference

| | | |
|--------------------------|-----------|-------|
| 20-5046 | 21008-027 | |
| KZ400B1/B2 | | 78-79 |
| KZ400C1 | | 1978 |
| KZ400H1 LTD | | 1979 |
| KZ440A1 LTD | | 1980 |
| KZ440B1 | | 1980 |
| KZ440D1 LTD Belt | | 1980 |
| KZ750B3/B4 (2-cylinder) | | 78-79 |
| KZ750G1 LTD (2-cylinder) | | 1980 |

20-5046 21008-027 LH Side 1&4

20-5047 21008-028 RH Side 2&3

| | | |
|----------------------|--|-------|
| KZ550A1 | | 1980 |
| KZ650B1/B2/B2A/B3 | | 77-79 |
| KZ650C1/C2/C3 Custom | | 77-79 |
| KZ650D1/D1A/D2 SR | | 78-79 |
| KZ650E1 LTD | | 1980 |
| KZ650F1 | | 1980 |
| Z1/A/B-900 | | 73-75 |
| KZ900A4/A5 | | 76-77 |
| KZ900B1 LTD | | 1976 |
| KZ1000A1/A2/A2A | | 77-78 |
| KZ1000B1/B2/B3 LTD | | 77-79 |
| KZ1000C1/C1A/C2 | | 78-79 |
| KZ1000D1 Z1R | | 1978 |

YAMAHA

20-1460 207-81321-90-00

| | | |
|----------------------|--|-------|
| RD60/A/B | | 73-75 |
| GT1/GT80/A/B/C/E/F | | 73-79 |
| HT1/HT1B-90 | | 70-71 |
| LT2/LT3-100 Enduro | | 72-73 |
| AT2/AT3-125 | | 72-73 |
| CT1/1B/1C-175 Enduro | | 69-71 |
| CT2/CT3-175 Enduro | | 72-73 |

20-1503 1M1-81321-20-00

| | | |
|-----------------------|-----------------|-------|
| | 214-81321-20-00 | |
| DT1/1B/1C-250 Enduro | | 68-70 |
| DT1S-250 Enduro | | 1969 |
| DT1E-250 Enduro | | 1971 |
| DT2/DT3-250 | | 72-73 |
| DT250A/B/C/D/E | | 74-78 |
| RT1/1B/2/3-360 Enduro | | 70-73 |

20-5021 256-81621-11-00

| | | |
|-------------------|--|-------|
| XS1/XS1B/XS2-650 | | 70-72 |
| TX650/A | | 73-74 |
| XS650B/C/D/E/F/2F | | 75-79 |
| XS650SE/SF | | 78-79 |
| TX750/A | | 73-74 |

CONDENSERS

Daichi brand OEM replacements.

Made in Japan. Sold each.

HONDA

K&L P/N OEM Reference

| | | |
|---------------------------|---------------|-------|
| 20-1477 | 30250-041-005 | |
| CT170-(K0) Trail 70 | | 69-71 |
| CT170 Trail 70 w/ Hitachi | | 76-82 |
| CT170H/HK1 w/ Hitachi | | 70-73 |
| CT170K1~K4 Trail 70 | | 72-75 |
| XL70 | | 74-76 |
| XL75 | | 77-79 |
| XL80S | | 80-84 |

20-1471 30280-371-000

| | | |
|----------------------|--|-------|
| GL1000 Goldwing | | 75-79 |
| GL1000L Goldwing LTD | | 1976 |

HONDA

K&L P/N OEM Reference

| | | |
|--------------------|---------------|-------|
| 20-1473 | 30250-300-154 | |
| CB500/K1/K2 | | 71-73 |
| CB550F Super Sport | | 75-77 |
| CB550K/K1 | | 74-75 |
| CB550/K | | 76-78 |
| CB750A Automatic | | 76-78 |
| CB750K0 | | 69-70 |
| CB750K1~K5/K | | 70-78 |
| CB750F Super Sport | | 75-78 |

20-1475 30280-292-672

| | | |
|----------------------------|--|-------|
| CB350G-(2-cylinder) | | 1973 |
| CB350K0/K1~K4-(2-cylinder) | | 68-73 |
| CL350K0/K1~K5 Scrambler | | 68-73 |
| SL350/K1/K2 Moto Sport | | 69-73 |
| CB450K0 Super Sport | | 65-68 |
| CB450K1~K7 Super Sport | | 68-74 |
| CL450K1~K6 Scrambler | | 68-74 |
| CB500T | | 75-76 |

KAWASAKI

20-1501 21013-035

| | | |
|--------------------|--|-------|
| Z1/A/B-900 | | 73-75 |
| KZ900A4/A5 | | 76-77 |
| KZ900B1 LTD | | 1976 |
| KZ1000A1/A2/A2A | | 77-78 |
| KZ1000B1/B2/B3 LTD | | 77-79 |
| KZ1000C1/C1A/C2 | | 78-79 |
| KZ1000D1 Z1R | | 1978 |

20-1499 21013-037

| | | |
|----------------------|--|-------|
| KZ550A1 | | 1980 |
| KZ650B1/B2/B2A/B3 | | 77-79 |
| KZ650C1/C2/C3 Custom | | 77-79 |
| KZ650D1/D1A/D2 SR | | 78-79 |
| KZ650E1 LTD | | 1980 |
| KZ650F1 | | 1980 |

YAMAHA

20-1492 256-81625-10-00

| | | |
|-------------------|--|-------|
| XS1/XS1B/XS2-650 | | 70-72 |
| TX650/A | | 73-74 |
| XS650B/C/D/E/F/2F | | 75-79 |
| XS650SE/SF | | 78-79 |



20-5046



20-5047



20-1460



20-1503



20-5021



20-1477



20-1471



20-1473



20-1475



20-1501



20-1499



20-1492

SHOP EQUIP & TOOLS

HARD PARTS

CARB & FUEL

IGNITION/ELECTRICAL

CONTROL

SUSPENSION

ACCESSORIES

IGNITION TIMING TESTER (BUZZ BOX)

Uses both sound and light signal for optimum accuracy. Self-powered (batteries included). Features an exclusive "Illumination Lamp." Warranty: one year.
Made in Japan.
35-9552 Ignition Timing Tester



REGULATOR/RECTIFIERS

SHOP EQUIP & TOOLS



HARD PARTS

CARB & FUEL

IGNITION/ELECTRICAL

CONTROL

SUSPENSION

ACCESSORIES

K&L REGULATOR/RECTIFIERS *Made in Japan.*

Highest quality, direct replacement regulator/rectifiers for Honda, Kawasaki, Suzuki and Yamaha applications. Protect the integrity of your charging system with a properly functioning, regulator/rectifier. Sold each.

Available for the following applications:

HONDA Street

| | | |
|----------------|--|----------------|
| 20-8722 | 31600-KR3-690 | |
| | CMX250 | 85-87 96-00 |
| 20-1263 | 31700-455-671 | |
| | Single phase AC to DC Rectifier only: 4 leads, 2AC & 2 DC | |
| | CB350 Super Sport | 68-73 |
| | CL350 Scrambler | 68-73 |
| | CB450K1/K2/K3/K4/K5/K6/K7 | |
| | Super Sport | 68-74 |
| | CL450K2/K3/K4/K5/K6/K7 | |
| | Scrambler | 68-74 |
| | CB500T (2 cylinder) | 75-76 |
| 20-1262 | 31700-333-008 | |
| | Three phase Rectifier only: 5 leads, 3AC & 2 DC | |
| | CB350F/F1 Super Sport | |
| | (4 cylinder) | 72-74 |
| | CB400F Super Sport | 75-77 |
| | CB500K0/K1/K2 | 71-73 |
| | CB550F Super Sport | 75-77 |
| | CB550K/K1 | 74-78 |
| | CB750F Super Sport | 75-78 |
| | CB750K | 69-78 |
| 20-5283 | 31600-MA6-910 | |
| | CB750C Custom | 1980 |
| | CB750F Super Sport | 79-80 |
| | CB750K | 79-80 |
| | CB750L LTD | 1979 |
| | CB900C Custom | 1980 |
| 20-5284 | 31600-MA6-000 | |
| | CB750C Custom | 81-82 |
| | CB750F Super Sport | 81-82 |
| | CB750K | 81-82 |
| | CB750SC Nighthawk | 82-83 |
| | CB900C Custom | 81-82 |
| | CB900F Super Sport | 81-82 |
| 20-5351 | 31600-MV4-010, 31600-MV4-000 | |
| | CB400F CB1 | 89-90 |
| | CBR600F2/F3/F4 Hurricane | 91-00 |
| | VT750C Shadow | 98-00 |
| | VT750CD Shadow Deluxe | 98-00 |
| | VT750CD2 Shadow Deluxe | 98-00 |
| | PC800 Pacific Coast | 89-90 |
| | PC800 Pacific Coast | 94-98 |
| | CBR900RR | 93-99 |
| | VTR1000F Super Hawk | 98-04 |

HONDA Street

| | | |
|----------------|-----------------------------------|-------|
| 20-8729 | 31600-MCZ-003 (RGU-155) | |
| | CBR900F | 02-07 |
| 20-8728 | 31600-MEE-003 (RGU-154) | |
| | CBR600RR | 03-06 |
| 20-5339 | 31600-MB3-670 | |
| | VF700F Interceptor | 84-85 |
| | VF700S Sabre | 84-85 |
| | VF750F Interceptor | 83-84 |
| | VF750S Sabre | 82-83 |
| | VF1000F Interceptor | 1984 |
| | VF1100S Sabre | 84-85 |
| 20-5375 | 31600-MS2-601 | |
| | CB750 Nighthawk 750 | 91-04 |
| | CB1100 | 94-95 |
| | CBR1000F Hurricane | 90-91 |
| | CBR1000F Hurricane | 93-96 |
| | ST1100 | 91-95 |
| | ST1100A (ABS) | 92-95 |
| 20-5290 | 31600-MG9-010 | |
| | GL1100 Goldwing/Aspencade/ | |
| | Interstate | 80-83 |
| | GL1200 Goldwing/Aspencade/ | |
| | Interstate | 84-87 |
| 20-5350 | 31600-ML8-305 | |
| | GL1200L LTD Goldwing | 1985 |
| | GL1200SEi Goldwing | 1986 |
| 20-5325 | 31600-ME5-013 (RGU-116) | |
| | 31600-ME5-003 | |
| | CB650SC Nighthawk | 83-86 |
| 20-5332 | 31600-460-731 (RGU-136) | |
| | CB650 | 81-82 |
| | CB650C | 1981 |
| | CB650SC Nighthawk | 1982 |
| 20-5269 | 31600-415-008 (RGU-128) | |
| | CX500 | 78-79 |
| | CX500C Custom | 79-81 |
| | CX500D Deluxe | 79-81 |
| 20-5282 | 31600-MBW-D21 (RGU-146) | |
| | CBR600F4 Hurricane | 01-05 |
| 20-5276 | 31600-KFG-861 (RGU-150) | |
| | 31600-KFG-860-sub/s to/supersedes | |
| | NSS250 | 01-03 |
| | VT750CD Shadow Deluxe | 2001 |
| | VT750CD2 Shadow Deluxe | 2001 |
| | VT750CD Shadow ACE 750 Deluxe | 02-03 |



SHOP EQUIP & TOOLS

HARD PARTS

CARB & FUEL

IGNITION/ELECTRICAL

CONTROL

SUSPENSION

ACCESSORIES

HONDA Street

| | | |
|--|-------------------------|-------|
| 20-5288 | 31600-MCJ-641 (RGU-117) | |
| CBR929RE | | 2001 |
| CBR929RR | | 00-01 |
| 20-5297 | 31600-MCJ-750 (RGU-140) | |
| CBR954RR | | 02-03 |
| 20-5375 | 31600-MS2-601 (RGU-113) | |
| CB750 Nighthawk 750 | | 91-04 |
| CB1000 | | 94-95 |
| CBR1000F Hurricane | | 90-91 |
| CBR1000F Hurricane | | 93-96 |
| ST1100 | | 91-95 |
| ST1100A (ABS) | | 92-95 |
| 20-5286 | 31600-MY0-771 (RGU-115) | |
| VT600C Shadow VLX | | 92-97 |
| VT600C Shadow VLX | | 99-05 |
| VT600CD Shadow VLX Deluxe | | 93-05 |
| VT600CD2 Shadow VLX Deluxe | | 99-00 |
| 20-5309 | 31600-MAT-E01 (RGU-114) | |
| CBR1100XX Blackbird | | 97-03 |
| 20-5311 | 31600-MAT-D51 (RGU-147) | |
| 31600-MAT-D50-Subs to/supersedes | | |
| CBR1100XX Blackbird | | 01-03 |
| 20-5302 | 31600-MY7-600 (RGU-118) | |
| 31600-MT4-008- aek | | |
| subs to /supersedes 31600-MY7-305- | | |
| VFR750F | | 90-97 |
| 20-5272 | 31600-MN4-018 (RGU-122) | |
| 31600-MN4-008-Subs to/supersedes | | |
| CB600F Hurricane | | 87-90 |
| RVF750R (RC45) | | 1994 |
| 20-5349 | 31600-ME9-008 (RGU-135) | |
| VT700C Shadow | | 84-85 |
| VT750C Shadow 750 | | 1983 |
| 20-5356 | 31600-MZ5-003 (RGU-121) | |
| VF750C Magna | | 94-03 |
| VF750CD Magna Deluxe | | 95-96 |
| VF750C2 Magna Deluxe | | 97-00 |
| 20-5304 | 31600-MAA-000 (RGU-129) | |
| 31600-MM8-008-Subs to/supersedes | | |
| 31600-MAA-010 | | |
| VT1100C Shadow 1100 | | 87-90 |
| VT1100C Shadow 1100 | | 92-96 |
| VT1100C Shadow 1100 Spirit 31600-MAA-010 | | 1997 |

HONDA Street

| | | |
|-------------------------------|-----------------------------|-------|
| 20-5308 | 31600-MAH-008 (RGU-132) | |
| VT1100C2 Shadow 1100 A.C.E. | | 95-97 |
| VT1100C2-2 Shadow 1100 A.C.E. | | 1997 |
| 20-5300 | 31600-MBG-D00/D01 (RGU-142) | |
| VFR800FI | | 00-01 |
| 20-5276 | 31600-KFG-861 (RGU-150) | |
| VT750C2 | | 2001 |
| 20-8727 | 31600-MCF-D30 (RGU-162) | |
| RVT1000R RC51 | | 00-05 |

HONDA Dual Sport/Offroad

| | | |
|----------------|-------------------------|-------|
| 20-8724 | 31600-MBN-651 (RGU-161) | |
| XR650R1-R6 | | 01-06 |

HONDA ATV

| | | |
|-----------------------------|-------------------------|-------|
| 20-5340 | 31600-HC4-010 | |
| TRX300 Fourtrax 300/300 4x4 | | 88-92 |
| 20-8742 | 31600-HC5-970 (RGU-119) | |
| TRX300 Fourtrax 300 | | 93-00 |
| TRX300FW Fourtrax 300 4x4 | | 93-96 |
| 20-8743 | 31600-HM3-003 (RGU-120) | |
| TRX300EX Sportrax 300 | | 93-04 |
| 20-8745 | 31600-HN5-671 (RGU-146) | |
| TRX350FE/FM/TE/TM | | 00-03 |
| TRX400FW | | 95-02 |
| TRX450S/ES | | 98-01 |
| TRX450SR/ | | 04-05 |

Toll Free: 1-800-727-6767
www.klsupply.com

DIGITAL BATTERY LOAD TESTER

Works on 12 volt batteries. Tests battery voltage, charging system output, and starter voltage. Microprocessor applies a ten second load, and gives an audible tone indicating completion of test. Results are digitally displayed, including test voltage, until leads are disconnected from battery. 2 yr. warranty

35-7330 Digital Load Tester

REGULATOR/RECTIFIERS

SHOP EQUIP & TOOLS



HARD PARTS

KAWASAKI Street

| | | |
|----------------------------|-----------|-------|
| 20-5352 | 21066-029 | |
| KZ200A1 / A2 | | 78-79 |
| KZ400B1 / B2 / C1 / H1 Ltd | | 78-79 |
| KZ650B / C Custom / D SR | | 78-79 |
| KZ750B3 / B4 (2-cylinder) | | 78-79 |

| | | |
|--------------------------------|------------|-------|
| 20-5306 | 21066-1008 | |
| KZ550A Std / C-LTD / D-Gpz | | 81-82 |
| KZ650H1 / H2 CSR | | 81-82 |
| KZ750 E / H (Ltd) (4 cylinder) | | 80-82 |
| KZ1000A / B / C / D / E / G | | 79-80 |

| | | |
|-------------------------------------|------------|-------|
| 20-5307 | 21066-1018 | |
| ZX750E1 / E2 GPz Turbo | | 84-85 |
| KZ1000J Std / LTD / CSR | | 81-83 |
| KZ1000P Police | | 82-06 |
| KZ1000R1 / R2 Replica | | 82-83 |
| KZ1100A Shaft / GPz / Spectre / LTD | | 81-83 |
| ZX1100A1 / A2 GPz | | 83-84 |

| | | |
|------------------------|------------|-------|
| 20-5364 | 21066-1038 | |
| ZR550B1 / B2 / B3 / B4 | | 90-93 |
| ZX550A1 / A2 / A3 GPz | | 84-86 |
| KL600B1 / B2 KLR600 | | 85-86 |
| KL650A1~A20 KLR650 | | 87-06 |
| ZX750A1 / A2 / A3 GPz | | 82-85 |
| ZN1300A1~A6 Voyager | | 83-88 |

| | | |
|---------------------|----------------------|-------|
| 20-8754 | 21066-0002 (RGU-419) | |
| ZX600K1 / M1 ZX-6RR | | 03-04 |
| ZX636B1 / B2 ZX-6R | | 04-05 |

| | | |
|--------------------------|----------------------|-------|
| 20-8757 | 21066-1127 (RGU-417) | |
| ZR750K1 Z750S | | 2005 |
| ZR1000A1 / A2 / A3 Z1000 | | 03-05 |

CONTROL

| | | |
|--|------------|-------|
| 20-5329 | 21066-1030 | |
| EL250B2 / B3 Eliminator | | 88-89 |
| EL250E1 / E2 / E3 / E4 250HS (93-94-Canada only) | | 91-94 |
| EX250E / F / Ninja 250R | | 86-05 |
| EN450A1~A6 LTD454 | | 85-90 |
| EN500A / C Vulcan 500 | | 90-06 |
| EX500A / D | | 87-06 |
| KZ550 LTD / Spectre / Gpz | | 83-84 |
| KZ750F1 LTD (4 cylinder) | | 1983 |
| KZ750N1 / N2 Spectre | | 82-83 |

SUSPENSION

| | | |
|-------------------------|------------|-------|
| 20-5330 | 21066-1101 | |
| ZL600A1 / A2 Eliminator | | 86-87 |
| ZX600Ninja 600R / RX | | 85-93 |
| ZX600D1 Ninja ZX-6 | | 1990 |
| VN700A1 Vulcan | | 1985 |
| ZN700A1 / A2 LTD | | 84-85 |
| VN750A2~A9 Vulcan | | 86-93 |

ACCESSORIES

KAWASAKI Street

| | | |
|--------------------------|------------|-------|
| 20-5330 | 21066-1101 | |
| ZR750C1 / C2 / C3 | | 91-93 |
| ZN1100B1 / B2 LTD | | 84-85 |
| VN1500 Vulcan 88 / 88 SE | | 87-91 |

| | | |
|-------------------------------|------------|-------|
| 20-5333 | 21066-1089 | |
| ZL600B2 / B3 Eliminator 600 | | 96-97 |
| ZX600C7~C10 Ninja 600R | | 94-97 |
| ZX600E1~E10 Ninja ZX-6 | | 93-02 |
| ZX600E11 / E12 ZZR600 | | 03-05 |
| ZX600F1 / F2 / F3 Ninja ZX-6R | | 95-97 |
| VN750A10~A21 Vulcan 750 | | 94-06 |
| VN1500A / C Vulcan | | 92-98 |
| ZR-7, ZR-7S | | 00-03 |

KAWASAKI Street

| | | |
|--------------------------|------------|-------|
| 20-5335 | 21066-1014 | |
| KZ250D1 / D2 LTD & CSR | | 80-82 |
| KZ440A LTD / B / D / G | | 80-82 |
| KZ650E1 LTD | | 1980 |
| KZ650F1 | | 1980 |
| KZ750G1 LTD (2 cylinder) | | 1980 |
| KZ750M1 CSR (2 cylinder) | | 1982 |

| | | |
|-------------------------------|----------------------|-------|
| 20-5312 | 21066-1125 (RGU-415) | |
| ZX600J1 / J2 / J3 Ninja ZX-6R | | 00-02 |
| ZX600J4 ZZR600 | | 2005 |

| | | |
|------------------------------|----------------------|-------|
| 20-5316 | 21066-1083 (RGU-411) | |
| ZX600D2 / D3 / D4 Ninja ZX-6 | | 91-93 |

| | | |
|--|----------------------|-------|
| 20-5321 | 21066-1099 (RGU-413) | |
| ZX600G1 / G2 Ninja ZX-6R | | 98-99 |
| VN800 Vulcan- Vulcan Classic / Drifter | | 95-05 |

| | | |
|--------------------------|----------------------|-------|
| 20-5322 | 21066-1109 (RGU-414) | |
| ZX900C1 / C2 Ninja ZX-9R | | 98-99 |

| | | |
|--------------------|----------------------|-------|
| 20-8758 | 21066-1119 (RGU-420) | |
| ZX900E1 / E2 / F1 | | 00-02 |
| ZX1200A1 / A2 / B1 | | 00-02 |



UNIVERSAL REPLACEMENT BATTERY CABLES

These high quality American-made replacement cables may be used as either Positive or Negative Battery Leads. Each cable features six-gauge copper wire with colored insulation and 1/4" copper terminals that are soldered (not crimped) on. Sold pk/6.

| Color | 4" Length | 6" Length | 8" Length | 10" Length |
|-------|----------------|----------------|----------------|----------------|
| Red | 20-0142 | 20-0143 | 20-0144 | 20-0145 |
| Black | 20-0342 | 20-0343 | 20-0344 | 20-0345 |



SHOP EQUIP & TOOLS

HARD PARTS

CARB & FUEL

IGNITION/ELECTRICAL

CONTROL

SUSPENSION

ACCESSORIES

KAWASAKI ATV

| | | |
|--|----------------------|-------|
| 20-5335 | 21066-1014 | |
| Important Note: On 1983 KLT200 applications, two regulator rectifiers are available for some of the applications listed. Always check frame number and plug end for correct regulator/rectifier needed. | | |
| KLT200A1/A2/A3/A4/A4A | | 81-83 |
| KLT200B1 up to frame 501600 | | 1983 |
| KLT200C1 up to frame 501600 | | 1983 |
| KLT250A1 | | 1982 |
| KLT250A2 early production only | | 1983 |
| KLT250C1 up to frame 502800 | | 1983 |
| 20-5364 | 21066-1038 | |
| KLF220A9/A10/A11/A12 Bayou 220 | | 96-99 |
| KLF220A13/A14/A15 Bayou 220 | | 00-02 |
| KLF250A1/A2/A3 Bayou 250 | | 03-05 |
| 20-5303 | 21066-1072 (RGU-416) | |
| KSF250A3/A4/A5/A6/A7/A8/A9/A10 Mojave | | 89-96 |
| KSF250A11/A12/A13/A14/A15/A16/A17 Mojave | | 97-03 |
| KSF250A18 KFX250 Mojave | | 2004 |

| | | |
|------------------------------------|------------|-------|
| 20-5330 | 21066-1101 | |
| KLF300A1/A2 Bayou | | 86-87 |
| KLF300B1/B2/B3/B4 Bayou 300 | | 88-91 |
| 20-5333 | 21066-1089 | |
| KEF300A1/A2/A3/A4/A5/A6 Lakota 300 | | 95-00 |
| KEF300B1/B2/B3 Lakota Sport | | 01-03 |
| KLF300B5/B6/B7/B8/B9 Bayou 300 | | 92-96 |
| KLF300B10/B11 Bayou 300 | | 97-98 |
| KLF300C1/C2/C3/C4 Bayou 4x4 | | 89-92 |
| KLF300C5/C6/C7/C8/C9/C10 Bayou 4x4 | | 93-98 |

KAWASAKI Dual Sport/Offroad

| | | |
|-------------------------------------|----------------------|-------|
| 20-5303 | 21066-1072 (RGU-416) | |
| KDX200E1/E2/E3/E4/E5/E6 | | 89-94 |
| KDX200H1/H2/H3/H4/H5/H6/H7 | | 95-01 |
| KDX200H8/H9/H10/H11 | | 02-05 |
| KDX220A4/A5/A6/A7/A8/A9/A10/A11/A12 | | 97-05 |
| KLX250D2/D3 KLX250R | | 94-95 |
| KLX300A2/A3/A4/A5/A6/A7/A8/A9/A10 | | 97-05 |
| 20-5364 | 21066-1038 | |
| KL600B1/B2 KLR600 | | 85-86 |
| KL650A1~A20 KLR650 | | 87-06 |
| KL650B2/B3 Tengai KLR650 | | 90-91 |

“ACTIVATOR” DRY CHARGE BATTERY FILLER

Fast and clean! Positive thumb release valve controls acid flow. Attaches to any standard acid pack tube. Includes handy hanger card.

35-8364 Dry Charge Battery Filler only. Adapter not included

35-8365 Optional Battery Filler Adapter (For batteries with small caps)

SUZUKI Street

| | | |
|---------------------------------------|-----------------------|-------|
| 20-5157 | 32800-24B01 | |
| LS650 Savage | | 86-88 |
| LS650PS/PT/PV/PW/PX/PY/PK1/PK2 Savage | | 95-02 |
| SV650 | | 99-01 |
| 20-5256 | 32800-49X50 | |
| GS750ET/EX/EZ | | 80-82 |
| GS750LN/LT/LX | | 79-81 |
| GS750SD Katana | | 1983 |
| GS850G/GL | | 79-81 |
| GS1000ET/GX/GLX | | 80-81 |
| GS1000S/SZ Katana | | 80-82 |
| GS1100LT/ET/EX | | 80-81 |
| GS1100SD Katana | | 1983 |
| 20-5267 | 32800-02F00 (RGU-303) | |
| TL1000S/R | | 99-00 |
| 20-5268 | 32800-24A00 (RGU-302) | |
| GV1400 | | |

SUZUKI ATV

| | | |
|-------------------------------|-------------|-------|
| 20-5365 | 32800-19B11 | |
| LT160EK/EL/EM/EN | | 89-92 |
| LT-F160M/N/P/R/S/T/V/W/X/Y/K1 | | 91-01 |
| LT-F250J/K/L/M/N/P/R/S/T | | 88-96 |
| LT-F250V/W/X/Y/K1 | | 97-01 |
| LT-F250FX/FY/FK1 | | 99-01 |
| LT-F300FX/FY/FK1 King Quad | | 99-01 |
| LT-Z400 Quad Sport | | 02-07 |
| LT-F4WD | | 90-98 |

| | | |
|--------------------|-----------------------|-------|
| 20-8761 | 32800-05F00 (RGU-310) | |
| LT-F250 2WD Ozark | | 02-07 |
| LT-Z250 Quad Sport | | 02-07 |
| LT-Z400 Quad Sport | | 02-07 |

| | | |
|----------------------------------|-----------------------|-------|
| 20-8760 | 32800-38F10 (RGU-309) | |
| LT-A/F400 Eiger, Eiger Auto 2WD | | 02-05 |
| LT-A/F400F Eiger, Eiger Auto 4WD | | 02-05 |

| | | |
|------------------------------------|-----------------------|-------|
| 20-8759 | 32800-42F00 (RGU-308) | |
| LT-A450X King Quad | | 2007 |
| LT-A500F 4WD Vinson Auto/Auto Camo | | 02-07 |
| LT-F500F 4WD Vinson/Vinson Camo | | 03-07 |
| LT-A700X 4WD King Quad Auto | | 2007 |


SUZUKI DUAL/SPORT OFFROAD

| | | |
|-------------------|-----------------------|-------|
| 20-5265 | 32800-14D11 (RGU-305) | |
| DR250S Dual Sport | | 90-95 |
| DR350S Dual Sport | | 90-95 |

Toll Free: 1-800-727-6767
www.klsupply.com

REGULATOR/RECTIFIERS

SHOP EQUIP & TOOLS



HARD PARTS

CARB & FUEL

IGNITION/ELECTRICAL

CONTROL

SUSPENSION

ACCESSORIES

YAMAHA Street

| | | |
|----------------|----------------------------------|-------|
| 20-8753 | 3JB-81960-01 (RGU-228) | |
| XV535 | Virago | 97-05 |
| 20-5305 | 42X-81960-A1-00 | |
| XV535T | /TC/U Virago | 87-88 |
| XV535A | /AC Virago | 1990 |
| XV535E | /EC/F/FC/G/GC/H/HC Virago | 93-96 |
| XV535SF | /SFC/SG/SGC/SH/SHC Virago | 94-96 |
| XV700L | /LC/N/NC Virago | 84-85 |
| XV700CS | /CSC/CT/CTC Virago | 86-87 |
| XV700SS | /SSC Virago | 1986 |
| XV750U | /UC/W/WC/A/AC Virago | 88-90 |
| XV750B | /BC/D/DC/E/EC Virago | 91-93 |
| XV750F | /FC/G/GC Virago | 94-95 |
| XV750H1 | /HC1 Virago | 1996 |
| XV1100L | /LC/N/NC Virago | 84-85 |
| XV1100S | /SC/T/TC/U/UC Virago | 86-88 |
| XV1100W | /WC/A/AC/B/BC Virago | 89-91 |
| XV1100D | /DC/E/EC/F/FC Virago | 92-94 |
| XV1100G | /GC/H/HC | 95-96 |
| XV1100SH | /SHC Virago | 1996 |
| VMX12N | /NC/S/SC V-Max | 85-95 |
| 20-8752 | 3JP-81960-01 (RGU-227) | |
| VMX12N | V-Max | 97-05 |
| 20-5315 | 47X-81960-A3-00 | |
| XV250U | /UC/W/WC/A/AC Route 66 | 88-90 |
| FZR400U | /SUC/W/SWC/A/SAC | 88-90 |
| FZR600W | /WC/AC | 89-90 |
| FZR600RA | /RAC/RB/RBC/RD/RDC | 90-92 |
| FZR600RE | /REC/RF/RFC | 93-94 |
| 20-5317 | 12R-81960-A1-00, 12R-81960-A0-00 | |
| XS400J | /K Maxim | 82-83 |
| XS400R | /RK Seca | 82-83 |
| FJ600L | /LC/N/NC | 84-85 |
| YX600S | /SC/T/TC/U/UC Radian | 86-88 |
| XJ650G | /H/J/K Maxim | 80-83 |
| XJ650LH | Midnight Maxim | 1981 |
| XJ650LJ | /LK Seca Turbo | 82-83 |
| XJ650R | Seca | 1982 |
| XJ700N | /NC/S/SC Maxim | 85-86 |
| XJ700XN | /XNC/XS/XSC Maxim X | 85-86 |
| XJ750J | /K/MK Maxim/Midnight Maxim | 82-83 |
| XJ750RH | /RJ/RK Seca | 81-83 |
| XJ900RK | Seca | 1983 |
| 20-5289 | 3TJ-81960-02-00 | |
| XJ600SD | /SDC/SE/SEC Seca II | 92-93 |
| XJ600SF | /SFC/SG/SGC/SH/SHC Seca II | 94-96 |
| TDM850D | /DC | 1992 |

YAMAHA Street

| | | |
|---------------------|-----------------------------------|-------|
| 20-5328 | 4X7-81960-A0-00 | |
| XV500K | Virago | 1983 |
| XZ550R | /JK Vision | 82-83 |
| YX600W | /WC/A/AC Radian | 89-90 |
| XV750H | /J/K Virago | 81-83 |
| XV750MK | Midnight Virago | 1983 |
| XV920J | /K Virago | 82-83 |
| XV920MK | Midnight Virago | 1983 |
| 20-5366 | 4JH-81960-01-00 | |
| FZR600RG | /RGC/RH/RHC/RJ/RJC | 95-97 |
| FZR600RK | /RKC/RL/RLC | 98-99 |
| YZF600RG | /RGC/RH/RHC/RJ/RJC | 95-97 |
| YZF600RK | /RKC/RL/RM/RMC | 98-00 |
| YZF600RN | /RNC/RP/RPC/RR/RS/RSC/RT | 01-05 |
| YZF-R6L | /LC/M/MC/N/NC/P/PC (YZF-R6) | 99-02 |
| YZF-R6SN | /SNC Champions LTD ED. (YZF-R6) | 2001 |
| YZF1000RK | /RKC | 1998 |
| YZF-R1L | /LC/M/MC/N/NC (YZF-R1) | 99-01 |
| YZF-R1SN | /SNC Champions LTD ED. (YZF-R1) | 2001 |
| 20-5370 | 5BN-81960-00-00 (RGU-210) | |
| XVS650AK | /AKC/AL/ALC/AM/AMC V-Star Classic | 98-00 |
| XVS650K | /KC/L/LC/M/MC V-Star Custom | 98-00 |
| XVS1100L | /LC/M/MC/N/NC V-Star 1100 | 99-01 |
| XVS1100AM | /AMC/AN/ANC V-Star 1100 Classic | 00-01 |
| XVS1600ASM | /ASMC Road Star MM Limited | 2000 |
| XVS1600ALER | /ALERC Road Star Limited Edition | 2003 |
| XVS1600AL | /ALC/AM/AMC/AN/ANC Road Star | 99-01 |
| XVS1600AP | /APC/AR/ARC Road Star | 02-03 |
| XVS1600ASN | /ASNC Road Star Midnight | 01 |
| XVS1600ASP | /ASPC/ASR/ASRC | 02-03 |
| Road Star Midnight | | |
| XVS1600ATLER | Road Star Silverado | 2003 |
| Limited Edition | | |
| XVS1600ATLERC | Road Star Silverado | 2003 |
| Limited Edition | | |
| XVS1600ATL | /ATLC/ATM/ATMC | 99-00 |
| Road Star Silverado | | |
| XVS1600ATN | /ATNC Road Star Silverado | 01 |
| XVS1600ATR | /ATRC Road Star Silverado | 2003 |
| 20-5371 | 5VX-81960-00-00 (RGU-222) | |
| FZ600SS | /SSC/ST/STC FZ6 | 04-05 |
| 20-8749 | 5SL-81960-00 (RGU-225) | |
| YZF-R6 | | 04-05 |
| 20-5373 | 5KP-81960-00-00 (RGU-218) | |
| XVS650A | V-Star | 01-05 |
| 20-5374 | 4HM-81960-00-00 (RGU-213) | |
| XJ600SJ | /SJC/SK/SJKC Seca II | 97-98 |
| 20-8750 | 5VY-81960-00 (RGU-226) | |
| YZF-R1 | | 04-05 |

YAMAHA Street

| | | |
|------------------------------|---------------------------|-------|
| 20-5298 | 1T4-81960-A0-00 (RGU-215) | |
| XS750E/F | | 78-79 |
| XS750SE/SF Special | | 78-79 |
| XS850G/H | | 80-81 |
| XS850LG/LH Midnight Special | | 80-81 |
| XS850SG/SH Special | | 80-81 |
| XS1100E/F/G/H | | 78-81 |
| XS1100LG/LH Midnight Special | | 80-81 |
| XS1100SF/SG/SH Special | | 79-81 |

| | | |
|-------------------------------|---------------------------|-------|
| 20-5372 | 5FL-81960-00-00 (RGU-219) | |
| FZ1000N/NC/P/PC/R/RC/S/SC FZ1 | | 01-04 |
| FZ1000SPR/SPRC FZ1 | | 2003 |

| | | |
|--------------------------|---------------------------|-------|
| 20-5390 | 3LS-81960-01-00 (RGU-223) | |
| | 3LS-81960-00-00 | |
| XV250G/GC Virago 250 | | 1995 |
| XVZ1300 Royal Star (All) | | 96-05 |

| | | |
|---------------------------|---------------------------|-------|
| 20-5392 | 4XY-81960-00-00 (RGU-220) | |
| YP400T Majesty (Scooter) | | 2005 |
| XVS1100 V-Star 1100 (All) | | 03-05 |

YAMAHA ATV

| | | |
|----------------|------------------------|-------|
| 20-8748 | 5TH-81960-01 (RGU-233) | |
| YFA1S Breeze | | 2004 |
| YFM50 Raptor | | 04-07 |
| YFM80 Raptor | | 02-07 |
| YFM80 Grizzly | | 05-07 |

| | | |
|--------------------------------------|------------------------|-------|
| 20-8756 | 5GT-81960-00 (RGU-229) | |
| YFM125 Grizzly | | 04-07 |
| YFM250X Bear Tracker | | 01-04 |
| YFM250B Bruin | | 05-07 |
| YFM350A Bruin Auto 2WD and 4WD (All) | | 2004 |
| YFM350A Bruin 2WD | | 2006 |
| YFM350B Raptor | | 04-07 |
| YFM350 Wolverine 2WD | | 2006 |
| YFM350A Grizzly 2WD and 4WD (All) | | 2007 |
| YFM400 Big Bear 2WD and 4WD (All) | | 02-06 |
| YFM400 Grizzly | | 2007 |
| YFM400 Kodiak 2WD and 4WD (All) | | 00-06 |
| YFM450 Kodiak 2WD and 4WD (All) | | 03-06 |
| YFM450 Grizzly | | 2007 |
| YFM450 Raptor | | 2007 |
| YFM450 Wolverine 4WD | | 2006 |
| YFM600 Grizzly | | 99-01 |
| YFM660 Raptor | | 01-05 |

| | | |
|---|---------------------------|-------|
| 20-5370 | 5BN-81960-00-00 (RGU-210) | |
| YFM660FHP Grizzly 660 Hunter Edition | | 2002 |
| YFM660FP/FR/FS/FAT Grizzly 660 | | 02-05 |
| YFM660FPS Grizzly 660 (silver) | | 2002 |
| YFM660FHRWL Grizzly Wetlands Hunter Edition | | 2003 |
| YFM660FHRH Grizzly Realtree Hardwood Hunter | | 2003 |
| YFM660FRGY Grizzly 660 4x4 (metallic titanium) | | 2003 |
| YFM660FHS Grizzly 660 Hardwoods Hunter Camo | | 2004 |
| YFM660FHSWL Grizzly 660 Auto 4x4 Wetland | | 2004 |
| YFM660FLES Grizzly 660 Auto 4x4 Limited Edition | | 2004 |
| YFM660FAHT Grizzly 660 Hunter | | 2005 |
| YFM660FAHWT Grizzly 660 Hunter Wetland | | 2005 |
| YFM660FASET Grizzly 660 SE | | 2005 |

| | | |
|---|-------------------------------------|-------|
| 20-5388 | 82F-81910-A0-00 (Voltage Regulator) | |
| YFS200U-T Blaster | | 88-06 |
| YTZ250N/S Tri-Moto | | 85-86 |
| YFZ350 Banshee | | 87-06 |
| YFZ350LES Banshee Limited Edition Black | | 2004 |

YAMAHA ATV

| | | |
|--------------------------------|-----------------|-------|
| 20-5336 | 59V-81960-A0-00 | |
| YFM225S/T/U Moto-4 | | 86-88 |
| YFM250W/A/B Moto-4 | | 89-91 |
| YFU1W/YFU1TW Pro Hauler | | 1989 |
| YFM350ERA Moto-4 | | 1990 |
| YFM350ERD/ERE/ERF Moto-4 | | 92-94 |
| YFM350FWT/FWU/FWW/FWA Big Bear | | 87-90 |
| YFM350FWB/FWD/FWE/FWF Big Bear | | 91-94 |
| YFM350XT/XU/XW/XA Warrior | | 87-90 |
| YFM350XB/XD/XE/XF/XG Warrior | | 91-95 |

| | | |
|--------------------------------------|-----------------|-------|
| 20-5337 | 4KB-81960-02-00 | |
| YFB250FWJ/FWK/FWL/FWM Timberwolf | | 97-00 |
| YFB250UJ/UK Timberwolf | | 97-98 |
| YFM250M/MC Beartracker 2WD | | 2000 |
| YFM250XL/XLC Beartracker | | 2000 |
| YFM350FWJ/FWBJ Big Bear | | 1997 |
| YFM350FHL/FHLC Big Bear 4WD Hunting | | 1999 |
| YFM350FWBK/FWBKC/FWBL/FWBLC Big Bear | | 98-99 |
| YFM350UH/UJ/UK/UL/ULC Big Bear 2WD | | 96-99 |
| YFM350FXG/FXH/FXJ/FXK Wolverine | | 95-98 |
| YFM350FXL/FXLC/FXM/FXMC Wolverine | | 99-00 |
| YFM350FXN/FXNC Wolverine | | 2001 |
| YFM350XH/XHC-XP/XPC Warrior | | 96-02 |
| YFM400FWH/FWJ/FWK/FWL/FWLC Kodiak | | 96-99 |
| YFM400FVNHM Big Bear Buckmaster 4WD | | 2000 |
| YFM400FVNM/FVNMCM Big Bear 4WD | | 2000 |
| YFM400FVNN/FVNNHN Big Bear 4WD | | 2001 |
| YFM400NM/NMC/NN/NHN Big Bear 2WD | | 00-01 |
| YFM600FWAK Grizzly | | 1998 |

| | | |
|----------------|------------------------|-------|
| 20-8747 | 5TG-81960-00 (RGU-234) | |
| YFZ450 (All) | | 04-07 |

YAMAHA Dual Sport/Offroad

| | | |
|---------------------------------|-----------------|-------|
| 20-5315 | 47X-81960-A3-00 | |
| TW200U/UC-J/JC Trailway | | 88-97 |
| TW200EK/EKC/L/LC/M/MC Trailway | | 98-00 |
| XT225D/DC/E/EC/F/FC/G/GC Serraw | | 92-95 |
| XT600EA/EAC-EG/EGC Dual Sport | | 90-95 |

| | | |
|--------------------------------------|-----------------|-------|
| 20-5289 | 3TJ-81960-02-00 | |
| TW200N/NC/P/PC/R/RC/S/SC TI/TIC | | 01-06 |
| XT225H/HC/J/JC/K/KC/L/LC/M/MC Serraw | | 96-00 |
| XT225N/NC/P/PC/R/RC/S/SC/T/TC | | 01-06 |

| | | |
|------------------|-------------------------------------|-------|
| 20-5388 | 82F-81910-A0-00 (Voltage Regulator) | |
| BW200N/S | | 85-86 |
| TT350S/T Offroad | | 86-87 |
| TT600N/S Offroad | | 85-86 |

YAMAHA Side By Side

| | | |
|--------------------------------|---------------------------|-------|
| 20-5370 | 5BN-81960-00-00 (RGU-210) | |
| YXR660FAS/FAT Rhino | | 04-05 |
| YXR660FAHS Rhino 660 Hardwoods | | 2004 |
| Camo Hunter Edition | | |
| YXR660FAHT Rhino Hunter | | 2005 |

Toll Free: 800-727-6767

www.klsupply.com

EYE OUTLET TERMINALS

Sold pk/12.

34-1554 Eye Outlet Terminal 1/4"

34-1558 Eye Outlet Terminal 5/16"

34-1559 Eye Outlet Terminal 3/8"



SHOP EQUIP & TOOLS

HARD PARTS

CARB & FUEL

IGNITION/ELECTRICAL

CONTROL

SUSPENSION

ACCESSORIES

REGULATOR/RECTIFIERS

SHOP EQUIP & TOOLS

HARD PARTS


CARB & FUEL

IGNITION/ELECTRICAL

CONTROL

SUSPENSION

ACCESSORIES



REGULATOR/RECTIFIERS for SUZUKI & DUCATI

K&L regulator rectifiers solve the problems of these popular models charging systems. With quality as good or better than OEM, these units are direct plug-in for the models listed. Available for the following:

| SUZUKI | | |
|----------------------------|---------------------------|-------|
| 20-3532 | 32800-33400 & 32800-09300 | |
| GS450 Twins | | 82-88 |
| SP600F Dual Sport | | 1985 |
| GR650D/XD Tempter | | 1983 |
| GS700EF/ESF | | 1985 |
| XN85D Turbo | | 1983 |
| GS750ED/ESD | | 1983 |
| GS850GD | | 1983 |
| GS1100GKD/GKE | | 83-84 |
| 20-3534 | 32800-471V0 | |
| GS650GX/GLX/GZ/GLZ/GD/GLD | | 81-83 |
| 20-3537 | 32800-33E00 & 32800-33E10 | |
| GSX-R750T/V/W/X/Y/K1 | | 96-01 |
| VL1500W/X/Y/K1/K2 Intruder | | 98-02 |

| DUCATI | | |
|----------------------|--|-------|
| 20-3453 | | |
| Pantah/GT | | ALL |
| 748 | | 1997 |
| 750 Paso/Sport/F1/SS | | 87-01 |
| 851 | | 90-93 |
| 888 | | 90-93 |
| Darmah 900 | | ALL |
| M900 Monster | | 93-97 |
| 900SS/SSR/Superlight | | 89-91 |
| 900 Paso 907 I.E. | | 89-93 |
| 916 | | 94-98 |
| 20-3455 | | |
| 748L | | 99-02 |
| 900ST2 | | 98-01 |
| 900ST4 | | 99-01 |
| 996 | | 99-01 |

VOLTAGE REGULATOR FOR ND ALTERNATOR

Fits ND (Nippon Denso) type fan cooled alternators. Sold each. Kawasaki/Suzuki/Yamaha applications.
21-3446 Voltage Regulator for ND Alternator



RECONDITIONED HONDA ALTERNATOR ROTOR

American made with superior components.

| HONDA | |
|--------------------|---------------|
| 21-6445 | 31110-426-832 |
| CB650 | 79-82 |
| CB650C Custom | 80-81 |
| CB650SC Nighthawk | 1982 |
| CB750C Custom | 80-82 |
| CB750F Super Sport | 79-82 |
| CB750K | 79-82 |
| CB750L LTD | 1979 |
| CB750SC Nighthawk | 82-83 |
| CB900C Custom | 80-82 |
| CB1000C Custom | 1983 |



21-6445



TESTMATE MINI BATTERY & CHARGING SYSTEM TESTER/ANALYZER

This compact, easy to use tester is ideal for quick diagnosis without having to remove wiring. Simply connect the included harness to the battery in question and begin testing. With the ignition off, battery voltage is displayed. When the starter is engaged, cranking voltage is displayed. With the engine running, charging voltage at various R.P.M.'s can be observed, indicating potential regulator and alternator trouble. Easier to read than a multimeter, the Testmate is small enough to use anywhere with no need to switch between different scales.

35-7983 TestMate Mini



20-3523



20-3502

20-3489



K&L CHARGE (SOURCE) COIL for ATV & OFFROAD

Sold each. *Made in Italy.*

Available for the following applications:

SUZUKI Offroad

| | | |
|-------|-------|---------|
| RM125 | 87-93 | 20-3502 |
| RM250 | 86-93 | 20-3502 |

YAMAHA ATV

| | | |
|---------------------|-------|---------|
| YFM80N/S/T/U Moto-4 | 85-88 | 20-3523 |
| YFS200U~S Blaster | 88-05 | 20-3523 |

K&L HONDA ATV PULSER COIL

OEM replacement. Sold each. *Made in Japan.*

20-3489 30300-HA0-033

Applications:

| | |
|----------------------------------|-------|
| ATC125M | 86-87 |
| TRX125 Fourtrax 125 | 87-88 |
| TRX200 | 90-91 |
| TRX200D | 91-97 |
| TRX200SX | 86-88 |
| ATC250ES | 85-87 |
| ATC250SX | 85-87 |
| TRX250 Fourtrax 250 | 85-87 |
| TRX250 Recon 250 | 97-01 |
| TRX250EX Sportrax 250 | 01-03 |
| TRX250TE Fourtrax Recon ES | 02-04 |
| TRX250TM Fourtrax Recon | 2002 |
| TRX250TM Fourtrax Recon | 2004 |
| TRX250X | 87-88 |
| TRX250X Fourtrax 250X | 91-92 |
| TRX300 Fourtrax 300 | 88-00 |
| TRX300EX Fourtrax 300EX | 93-00 |
| TRX300EX Sportrax 300EX | 01-04 |
| TRX300FW Fourtrax 300 4x4 | 1988 |
| TRX300FW Fourtrax 300 4x4 | 90-00 |
| TRX350D Fourtrax Foreman 4x4 | 88-89 |
| TRX350FE Fourtrax Rancher 4x4 ES | 00-04 |
| TRX350FM Fourtrax Rancher 4x4 | 00-04 |
| TRX350TE Fourtrax Rancher ES | 00-04 |
| TRX350TM Fourtrax Rancher | 00-04 |
| FL400R Pilot | 89-90 |
| TRX400FW Fourtrax Foreman | 95-01 |
| TRX400FW Fourtrax Foreman | 2003 |
| TRX400FM Fourtrax Foreman | 2002 |
| TRX450ES Fourtrax Foreman ES | 98-01 |
| TRX450FE Fourtrax Foreman ES | 02-04 |
| TRX450S Fourtrax Foreman S | 98-01 |
| TRX450FM Fourtrax Foreman S | 02-04 |
| TRX500FA Fourtrax Rubicon | 01-04 |
| TRX500FGA Fourtrax Rubicon | 01-04 |
| TRX650FA Fourtrax Rincon | 2004 |
| TRX650FGA Fourtrax Rincon | 2004 |



See page 260 for a full listing of Ricky Stator product available from K&L Supply

RICKY STATOR PULSER (PICK-UP) COIL for ATV & OFFROAD

Sold each.

Available for the following applications:



20-6871

KAWASAKI Offroad

| | | |
|-------------------------|-------|---------|
| KX80L/N/R/T/W | 89-00 | 20-6871 |
| KX100B5/B6/B7/C1/C2/C3 | 95-00 | 20-6871 |
| KX125G/H/J/K1~K4 | 89-97 | 20-6871 |
| KX250G/H/J/K1~K4 | 89-97 | 20-6871 |
| KDX200E1/E2/E3/E4/E5/E6 | 89-94 | 20-5421 |
| KDX200H1~H6 | 95-00 | 20-5421 |
| KX500A2/B1 | 84-85 | 20-5421 |
| KX500E1~E12 | 89-00 | 20-5421 |

SUZUKI ATV

| | | |
|-----------------------------|-------|---------|
| LT230SF/SG/SH/SJ Quadspport | 85-88 | 20-6871 |
| LT230RF~RN Quadracer | 85-92 | 20-6871 |
| LT500RH/RJ/RK/RL Quadracer | 87-90 | 20-6871 |

SUZUKI Offroad

| | | |
|--------------------------|-------|---------|
| RM125H/J/K/L/M/N/P/R/S | 87-95 | 20-6871 |
| RM125T/V/W/X/Y/K1 | 96-01 | 20-6871 |
| RM250G/H/J/K/L/M/N/P/R/S | 86-95 | 20-6871 |
| RM250T/V/W/X/Y/K1 | 96-01 | 20-6871 |

YAMAHA ATV

| | | |
|-------------------|-------|---------|
| YFB250 Timberwolf | 92-98 | 20-6871 |
|-------------------|-------|---------|



20-1490

HEADLIGHT VOLTAGE REGULATOR

Solid state voltage regulator works on 12V A/C headlights. Provides maximum light brilliance without blown bulbs. Easy two-wire installation. **Note:** Yellow to hot (+) and Brown/case to ground (-).

20-1490 Headlight Voltage Regulator

Toll Free: 800-727-6767

www.klsupply.com

SHOP EQUIP & TOOLS

HARD PARTS

CARB & FUEL

IGNITION/ELECTRICAL

CONTROL

SUSPENSION

ACCESSORIES

STATORS



K&L REPLACEMENT STATORS

Top quality stators for Honda, Kawasaki, Suzuki, and Yamaha. Each product is manufactured using the latest in electronics for reliability and durability. K&L offers **New** stators for many popular models, see application table below. **Made in USA.** Available for the following applications.

SHOP EQUIP & TOOLS

HARD PARTS

CARB & FUEL

IGNITION/ELECTRICAL

CONTROL

SUSPENSION

ACCESSORIES

| HONDA Street | YEAR | NEW STATOR |
|-------------------------------|-------|------------|
| CBR600F2/F3 Hurricane | 91-98 | 21-7111 |
| CBR600F4i | 01-03 | 21-7112 |
| VT600C Shadow | 88-01 | 21-6525 |
| VT700C Shadow | 84-87 | 21-6522 |
| CB750C/F/K/LTD DOHC | 79-82 | 21-6621 |
| CB750SC Nighthawk | 82-83 | 21-6621 |
| VT750C Shadow | 1983 | 21-6522 |
| VT750C Shadow | 98-00 | 21-6524 |
| PC800 Pacific Coast | 89-90 | 21-6531 |
| VT800C Shadow | 1988 | 21-6524 |
| CB900C Custom | 80-82 | 21-6621 |
| CB900F Super Sport | 81-82 | 21-6621 |
| CBR900RR | 92-95 | 21-7113 |
| CBR900RR | 96-99 | 21-6599 |
| CBR929RR | 00-01 | 21-6594 |
| CBR954 | 02-03 | 21-6529 |
| GL1000 Goldwing, LTD | 75-79 | 21-6532 |
| CBR1100XX Blackbird | 92-95 | 21-7113 |
| GL1100 Goldwing Std/ I/A/ | 80-83 | 21-6532 |
| VF1100C/S V65 Magna, Sabre | 83-86 | 21-6533 |
| VT1100C Shadow 1100 | 85-04 | 21-6524 |
| GL1200 Goldwing | 1984 | 21-6532 |
| GL1200A Goldwing Aspencade | 84-87 | 21-6532 |
| GL1200I Goldwing Interstate | 84-87 | 21-6532 |
| GL1200L Limited Edition | 1985 | 21-6534 |
| GL1200 S.E.I. Special Edition | 1986 | 21-6534 |

| KAWASAKI Street | YEAR | NEW STATOR |
|-------------------------------|-------|------------|
| EN454 LTD | 85-90 | 21-6535 |
| EN500, 500 LTD | 90-02 | 21-6535 |
| EX500 Ninja | 85-99 | 21-6535 |
| KZ550A2/A3/A4 | 81-83 | 21-6536 |
| KZ550C2/C3/C4 LTD | 81-83 | 21-6536 |
| KZ550D1 GPz | 1981 | 21-6536 |
| KZ550F1 Spectre | 1983 | 21-6536 |
| KZ550F2 LTD | 1984 | 21-6536 |
| KZ550H1/H2 GPz | 82-83 | 21-6536 |
| KZ550M1 LTD | 1983 | 21-6536 |
| ZR550B1/B2/B3/B4 Zephyr | 90-93 | 21-6536 |
| ZX550A1/A2/A3 GPz | 84-86 | 21-6536 |
| ZX600D1~D4 Ninja ZX-6 | 90-93 | 21-6537 |
| ZX600E1~E9 Ninja ZX-6 | 93-01 | 21-6537 |
| ZX600F1/F2/F3 Ninja ZX-6R | 95-97 | 21-6537 |
| ZX600G1/G2 Ninja ZX-6R | 98-99 | 21-6538 |
| ZX600J1/J2/J3 Ninja ZX-6R | 00-02 | 21-6538 |
| VN700A1 Vulcan | 1985 | 21-6539 |
| VN750A2~A19 Vulcan | 86-03 | 21-6539 |
| VN800A1~A8 Vulcan 800 | 95-02 | 21-6540 |
| VN800B1~B7 Vulcan 800 Classic | 96-02 | 21-6540 |
| Z1/KZ900, 900 LTD | 73-76 | 21-6541 |
| ZX900C1/C2 Ninja ZX-9R | 98-99 | 21-6542 |
| ZX900E1/E2 Ninja ZX-9R | 00-01 | 21-6542 |
| KZ1000A | 77-78 | 21-6541 |
| KZ1000A3/A3A/A4 MKII | 79-80 | 21-6543 |

| KAWASAKI Street | YEAR | NEW STATOR |
|---------------------------|-------|------------|
| KZ1000B1/B2 LTD | 77-78 | 21-6541 |
| KZ1000B3/B4 LTD | 79-80 | 21-6543 |
| KZ1000D1 Z1R | 1978 | 21-6541 |
| KZ1000D3 Z1R | 1980 | 21-6543 |
| Z1000E1/E2 Shaft ST | 79-80 | 21-6543 |
| KZ1000J/K/M | 81-83 | 21-6544 |
| KZ1000P1~P21 Police | 82-02 | 21-6545 |
| KZ1000R1/R2 Replica | 82-83 | 21-6544 |
| KZ1100A1/A2/A3 Shaft | 81-83 | 21-6544 |
| KZ1100B1/B2 GPz | 81-82 | 21-6544 |
| KZ1100D1/D2 Spectre | 82-83 | 21-6544 |
| KZ1100L1 LTD | 1983 | 21-6544 |
| ZN1100B1/B2 LTD | 84-85 | 21-6544 |
| ZX1100A1/A2 GPz | 83-84 | 21-6544 |
| ZX1200A1/A2 Ninja ZX-12R | 00-01 | 21-6546 |
| ZX1200B1/B2 Ninja ZX-12R | 02-04 | 21-6547 |
| ZN1300 Voyager | 83-88 | 21-6478 |
| VN1500A1~A9 Vulcan 88 | 87-95 | 21-6548 |
| VN1500A10~A12 Vulcan 1500 | 96-98 | 21-6549 |
| VN1500B1~B4 Vulcan 88 SE | 87-90 | 21-6548 |
| VN1500C3/C4 Vulcan 1500 L | 96-97 | 21-6549 |
| VN1500D1/D2 Vulcan 1500 | 96-97 | 21-6549 |

| SUZUKI Street | YEAR | NEW STATOR |
|-------------------------|-------|------------|
| GS250TT/TX | 80-81 | 21-6572 |
| GS300LZ/LD/LF | 82-85 | 21-6572 |
| GS425N/EN/LN | 1979 | 21-6572 |
| GS450ET/EX/EZ/ED | 80-83 | 21-6573 |
| GS450LT/LX/LZ/LD | 80-83 | 21-6573 |
| GS450LF/LG/LH/LJ | 85-88 | 21-6573 |
| GS450ST/SX | 81-82 | 21-6573 |
| GS550ED/ESD | 1983 | 21-6575 |
| GS550ES3/ESE/EF/ESF/ESG | 83-86 | 21-6575 |
| GS550LT/LX/LZ | 80-82 | 21-6573 |
| GS550LF/LG | 85-86 | 21-6575 |
| GS550MZ Katana | 1982 | 21-6573 |
| GS550TX | 1981 | 21-6573 |
| GR650D/XD Tempter | 1983 | 21-6573 |
| GS650E/G/M | 81-83 | 21-6573 |
| GS750ET/EX/EZ | 80-82 | 21-6573 |
| GS750ED/ESD | 1983 | 21-6574 |
| GS750LT/LX | 80-81 | 21-6573 |
| GS750SD Katana | 1983 | 21-6573 |
| GS750TZ/TD | 82-83 | 21-6573 |
| GSX-R750 | 98-99 | 21-6576 |
| GSX-R750 | 00-03 | 21-6577 |
| GS850G | 79-83 | 21-6573 |
| GS1000C/EC/N/EN/ET | 78-80 | 21-6574 |
| GS1000SZ Katana | 1982 | 21-6573 |
| GS1100ET/EX/EZ/ED/ESD | 80-83 | 21-6574 |
| GS1100GK/GL Shaft | 82-84 | 21-6574 |
| GS1100LT | 1980 | 21-6574 |
| GS1100SD Katana | 1983 | 21-6573 |
| GS1150ES3~ESG | 83-86 | 21-6574 |
| GV1400 Cavalcade | 86-89 | 21-6579 |
| VS1400G Intruder | 87-01 | 21-6578 |

| YAMAHA Street | YEAR | NEW STATOR |
|-------------------------------|-------|------------|
| XV535T/TC/U Virago | 87-88 | 21-6582 |
| XV535 Virago | 90-99 | 21-6582 |
| XZ550RJ/RK Vision | 82-83 | 21-6583 |
| XV700 Virago | 86-87 | 21-6580 |
| XV750U/UC~K/KC Virago | 88-98 | 21-6580 |
| YZF-R1 | 98-01 | 21-6586 |
| YZF-R1 | 02-03 | 21-6593 |
| XV1100S/SC~K/KC Virago | 86-98 | 21-6580 |
| VMX12N/NC~G/GC V-Max | 85-01 | 21-6584 |
| XVZ12 Venture & Venture Royal | 83-85 | 21-6584 |
| XVZ13 Venture & Venture Royal | 86-93 | 21-6584 |

K&L "CHARGE GUARD" REPLACEMENT STATORS

These NEW O.E. style stators for Kawasaki, Suzuki, and Yamaha are direct replacements for stock units. Made in Japan, they offer a level of quality unavailable to the aftermarket until now. Eliminate fitment issues and costly comebacks due to faulty parts; Charge Guard is your answer for a quality replacement stator.

| KAWASAKI STREET | YEAR | NEW STATOR |
|------------------------------------|-------|------------|
| ZX600 ZX-6 | 90-01 | 21-3351 |
| ZX600 ZX-6R | 95-97 | 21-3351 |
| ZX600 ZX-6RR | 05-06 | 21-3352 |
| ZX636 ZX-6R | 05-06 | 21-3352 |
| ZX600 ZX-6RR | 03-04 | 21-3355 |
| ZX636 ZX-6R | 03-04 | 21-3355 |
| ZR750 Z750S | 05-06 | 21-3355 |
| ZR1000 Z1000 | 03-06 | 21-3355 |
| VN800 Vulcan, All | 95-06 | 21-3356 |
| VN1500 Vulcan Classic | 96-98 | 21-3357 |
| VN1500 Classic, Nomad, Drifter" | 99-08 | 21-3358 |
| VN1600 Classic, Nomad, Mean Streak | 03-08 | 21-3358 |
| VN1500 Classic, Nomad" | 99-08 | 21-3360 |
| VN1600 Classic, Nomad" | 03-08 | 21-3360 |

| SUZUKI STREET | YEAR | NEW STATOR |
|-------------------|-------|------------|
| DR-Z400E | 00-08 | 21-3339 |
| GSX-R600K1 | 01-03 | 21-3341 |
| GSX-R750Y / K1 | 00-03 | 21-3341 |
| GSX-R600K2 / K3 | 02-03 | 21-3347 |
| GSX-R750K2 / K3 | 02-03 | 21-3347 |
| GSX-R1000K5 / K6 | 05-06 | 21-3342 |
| GSX-R1000 K7 / K8 | 07-08 | 21-3343 |
| VL1500 | 98-04 | 21-3346 |
| VS1400 Intruder | 96-06 | 21-3350 |

| SUZUKI ATV | YEAR | NEW STATOR |
|-----------------|-------|------------|
| LT-Z400 | 03-08 | 21-3370 |
| LT-A500F | 00-01 | 21-3362 |
| LT-F500F Y / K1 | 98-02 | 21-3362 |
| LT-F500F K2 | 00-03 | 21-3368 |
| LT-A500F | 02-07 | 21-3363 |
| LT-F500F | 04-07 | 21-3363 |

| YAMAHA STREET | YEAR | NEW STATOR |
|--------------------|-------|------------|
| XV535 Virago | 89-00 | 21-3318 |
| XV700 Virago | 86-87 | 21-3320 |
| XV750 Virago | 88-97 | 21-3320 |
| XV1100 Virago | 86-97 | 21-3320 |
| YZF600R | 02-07 | 21-3323 |
| YZF-R6 | 99-02 | 21-3325 |
| XVS650 V-Star | 98-03 | 21-3326 |
| FZ1000 FZ1 | 01-05 | 21-3327 |
| YZF-R1 | 99-01 | 21-3328 |
| YZF1000R | 1998 | 21-3328 |
| YZF-R1 | 02-03 | 21-3329 |
| YZF-R1 | 04-06 | 21-3331 |
| XVS1100 V-Star | 99-03 | 21-3332 |
| XVZ1300 Royal Star | 96-01 | 21-3338 |

| YAMAHA ATV | YEAR | NEW STATOR |
|-----------------------------|-------|------------|
| YFB250F/G/H Timberwolf | 95-00 | 21-3300 |
| BearTracker 2 & 4WD | 95-00 | 21-3300 |
| YFM250X Bear Tracker | 01-04 | 21-3305 |
| YFM350FXG-FXL Wolverine 4WD | 96-99 | 21-3307 |
| YFM350F Big Bear | 95-98 | 21-3308 |
| YFM350X Warrior | 96-01 | 21-3308 |
| YFM400F Kodiak | 95-98 | 21-3308 |
| YFM350F Big Bear | 97-99 | 21-3309 |
| YFM350X Wolverine | 2000 | 21-3309 |
| YFM350X Warrior | 02-04 | 21-3312 |
| YFM350/YF35 Raptor 350 | 03-08 | 21-3312 |

| YAMAHA ATV | YEAR | NEW STATOR |
|------------------------|-------|------------|
| YFM400 Kodiak 2 & 4 WD | 00-02 | 21-3313 |
| YFM400 Kodiak 400 | 03-06 | 21-3314 |
| YFM45F Kodiak 450 | 03-06 | 21-3314 |
| YFM4F Grizzly 400 | 2007 | 21-3314 |
| YFM45 Grizzly 450 | 07-08 | 21-3314 |
| YFM45F Kodiak 450 | 2008 | 21-3314 |
| YFM600F Grizzly | 99-01 | 21-3315 |
| YFM660F Grizzly 660 | 02-08 | 21-3317 |
| YXR660F Rhino | 04-07 | 21-3317 |

INTERCHANGE GUIDE

Note: O.E. #'s listed for reference use only



| K&L# | MFG | REPLACES |
|---------|----------|-----------------|
| 21-3300 | Yamaha | 4BD-85510-20-00 |
| 21-3305 | Yamaha | 4XE-81410-00-00 |
| 21-3307 | Yamaha | 4KB-85510-00-00 |
| 21-3308 | Yamaha | 3HN-85510-10-00 |
| 21-3309 | Yamaha | 4KB-85510-12-00 |
| 21-3312 | Yamaha | 5NF-81410-00-00 |
| 21-3313 | Yamaha | 5GH-81410-00-00 |
| 21-3314 | Yamaha | 5ND-81410-00-00 |
| 21-3315 | Yamaha | 5GT-85510-00-00 |
| 21-3317 | Yamaha | 5KM-81410-01-00 |
| 21-3318 | Yamaha | 2GV-81410-20-00 |
| 21-3320 | Yamaha | 4PP-81410-00-00 |
| | | 1RM-81410-20-00 |
| 21-3323 | Yamaha | 4TV-81410-01-00 |
| 21-3325 | Yamaha | 5EB-81410-00-00 |
| 21-3326 | Yamaha | 4VR-81410-00-00 |
| 21-3327 | Yamaha | 5LV-81410-00-00 |
| 21-3328 | Yamaha | 4XV-81410-01-00 |
| 21-3329 | Yamaha | 5PW-81410-01-00 |
| 21-3331 | Yamaha | 5VY-81410-00-00 |
| 21-3332 | Yamaha | 5EL-81410-00-00 |
| 21-3338 | Yamaha | 4NK-81410-00-00 |
| 21-3339 | Suzuki | 32101-29F00 |
| 21-3341 | Suzuki | 31401-35F00 |
| 21-3347 | Suzuki | 31401-35F10 |
| 21-3342 | Suzuki | 31401-41G00 |
| 21-3343 | Suzuki | 31402-41G10 |
| 21-3346 | Suzuki | 32101-10F01 |
| 21-3350 | Suzuki | 32101-38B02 |
| 21-3362 | Suzuki | 32101-09F01 |
| 21-3363 | Suzuki | 32101-09F30 |
| | | 32101-09F40 |
| 21-3368 | Suzuki | 32101-09F20 |
| 21-3370 | Suzuki | 32101-07G00 |
| 21-3351 | Kawasaki | 21003-1214 |
| 21-3352 | Kawasaki | 21003-0023 |
| 21-3355 | Kawasaki | 21003-0001 |
| 21-3356 | Kawasaki | 21003-1383 |
| | | 21003-1280 |
| 21-3357 | Kawasaki | 21003-1301 |
| 21-3358 | Kawasaki | 21003-0008 |
| | | 21003-1373 |
| | | 21003-1356 |
| 21-3360 | Kawasaki | 21003-0007 |
| | | 21003-1372 |
| | | 21003-1325 |



MOTION PRO BATTERY BOOSTER CABLES

Conveniently sized for bike-to-bike jump starts. 5' long with heavy-duty alligator clips for secure connection.
99-8951 Motion Pro Booster Cables

SHOP EQUIP & TOOLS

HARD PARTS

CARB & FUEL

IGNITION/ELECTRICAL

CONTROL

SUSPENSION

ACCESSORIES

ATV & OFF ROAD CHARGING SYSTEM COMPONENTS



K&L SUPPLY has the answer for quality replacement charging system parts.

Ricky Stator, long recognized as the leader in off-road electrical components, is now available to you and your customers from K&L Supply for the applications listed below. All Ricky Stator parts are new, not remanufactured, and carry a one-year warranty. Call your sales representative for more information.



SHOP EQUIP & TOOLS

HARD PARTS

CARB & FUEL

IGNITION/ELECTRICAL

CONTROL

SUSPENSION

ACCESSORIES

| HONDA ATV | MODEL YEAR | IGNITION STATOR | LIGHTING COIL | PICK-UP COIL | COMPLETE STATOR | NOTES |
|-------------------------|------------|-----------------|---------------|--------------|-----------------|---------------------------------|
| ATC110/185/200X | All | 21-6773 | 21-6885 | — | — | Single ignition coil |
| ATC250R | 82-84 | 21-6773 | 21-6885 | — | — | Single ignition coil |
| ATC250R | 85-86 | — | — | — | 21-7022 | 100 watt complete stator assy. |
| TRX250R | 86-88 | — | — | — | 21-7022 | 100 watt complete stator assy. |
| TRX250X | 87-92 | — | — | — | 21-7023 | 150 watt 8 pole stator |
| TRX400EX | All | — | — | — | 21-7034 | 200 watt complete stator assy. |
| HONDA OFFROAD | | | | | | |
| CR125/250 | 99-01 | 21-6809 | — | — | — | 8 pole stator |
| CR500 | 87-UP | 21-6820 | 21-6833 | — | — | Single ignition coil |
| CRF50/70 | ALL | — | — | — | 21-6834 | 90 watt complete stator assy. |
| CRF80/100 | ALL | — | — | — | 21-6835 | 90 watt complete assy. for CDI |
| CRF150 | 03-05 | — | — | — | 21-6839 | 150 watt complete stator assy. |
| CRF230 | ALL | — | — | — | 21-6845 | 80 watt assy., charges battery |
| CRF450 | 02-05 | 21-6809 | — | — | — | 8 pole stator |
| XR50R/70R | All C.D.I. | — | — | — | 21-6834 | 90 watt complete assy. for CDI |
| XR80R/100R | All C.D.I. | — | — | — | 21-6835 | 90 watt complete assy. for CDI |
| XR250R | 96-UP | — | — | — | 21-6846 | 150 watt XR250R stator assy. |
| XR400R | 96-UP | — | — | — | 21-6849 | 200 watt complete assy. |
| XR600R | 84-90 | — | — | — | 21-6850 | 200 watt complete assy. |
| XR600R | 91-UP | — | — | — | 21-6853 | 200 watt complete assy. |
| XL600 | ALL | — | — | — | 21-6854 | complete assy. |
| XR650 R | ALL | — | — | — | 21-6855 | 200 watt complete assy. |
| POLARIS ATV | | | | | | |
| PREDATOR 50 | 04-06 | — | — | — | 21-8122 | complete assy. |
| SCRAMBLER 50 | 01-03 | — | — | — | 21-8122 | complete assy. |
| PREDATOR 90 | 03-06 | — | — | — | 21-8122 | complete assy. |
| SCRAMBLER 90 | 01-03 | — | — | — | 21-8122 | complete assy. |
| SPORTSMAN 90 | 01-06 | — | — | — | 21-8122 | complete assy. |
| KAWASAKI ATV | | | | | | |
| KSF250 MOJAVE | ALL | — | — | — | 21-6856 | complete w/ extra 100 watt leg. |
| KXT250 TECATE | ALL | 21-6857 | 21-6858 | — | 21-6859 | 80 watt complete stator assy. |
| KAWASAKI OFFROAD | | | | | | |
| KX60 | 97-UP | 21-6868 | — | — | — | Single ignition coil |
| KX80/100 | 92-UP | 21-6868 | — | — | — | Single ignition coil |
| KX125 | 92-97 | 21-6869 | — | 21-6871 | — | Two ignition coils |
| KX250 | 92-97 | 21-6869 | — | 21-6871 | — | Two ignition coils |
| KX500 | 86-89 | 21-6870 | — | — | — | Two ignition coils |
| SUZUKI ATV | | | | | | |
| LT250R/LT500R | ALL | 21-6873 | 21-6874 | 21-6871 | 21-6875 | 130 watt complete stator assy. |
| LT-Z400 | ALL | — | — | 21-6871 | 21-6876 | complete stator assy. |
| SUZUKI OFFROAD | | | | | | |
| RM125/250 | 94-01 | 21-6877 | — | — | — | 6 pole stator |
| YAMAHA ATV | | | | | | |
| YFS200 BLASTER | ALL | — | — | — | 21-6878 | 75 watt w/ adj. timing plate |
| YFM350 WARRIOR | 96-01 | — | — | 21-6871 | 21-6879 | complete stator assy. |
| YFM350 WARRIOR | 02-04 | — | — | 21-6871 | — | complete stator assy. |
| YFZ350 BANSHEE | 95-UP | — | — | 21-6871 | 21-6881 | complete stator w/ timing plate |
| YFM400 KODIAK | 93-98 | — | — | 21-6871 | 21-6879 | complete stator assy. |
| YFM400/450 KODIAK | 00-06 | — | — | 21-6871 | 21-6882 | complete stator assy. |
| YFZ450 | 06-07 | — | — | — | 21-8123 | complete stator with Reg/Rec. |
| YFM600 GRIZZLY | 99-01 | — | — | 21-6871 | 21-6883 | complete stator assy. |
| YFM660 GRIZZLY | 02-06 | — | — | 21-6871 | 21-6882 | complete stator assy. |
| YFM660 RAPTOR | 01-06 | — | — | 21-6871 | 21-6884 | complete stator assy. |
| YXR660 RHINO | 01-07 | — | — | — | 21-6882 | complete stator assy. |
| YAMAHA OFFROAD | | | | | | |
| YZ490 | 82-90 | 21-6870 | — | — | — | Single ignition coil |



RECTIFIER 20-3448



REGULATOR 20-3447

ND ALTERNATOR REPLACEMENT PARTS

OEM quality replacement parts for ND Alternators.
Voltage Regulator and Rectifier sold each. Brushes sold as set.
Made in Japan.

VOLTAGE REGULATOR

| | | |
|----------------|----------|--|
| 20-3447 | Kawasaki | 21066-1076-Fits all applications listed. |
| | Suzuki | 32500-27A00 |
| | Triumph | T1300016 |
| | Yamaha | 36Y-81910-50 |

RECTIFIER

| | | |
|----------------|----------|--|
| 20-3448 | Kawasaki | 13091-1466-Fits all applications listed. |
| | Suzuki | 31621-27A00 |
| | Triumph | T1300017 |
| | Yamaha | 4BH-81970-50 |

KAWASAKI

| | |
|--------------------------------------|-------|
| ZX750F1 / F2 / F3 / F4 Ninja 750R | 87-90 |
| ZX750H1 / H2 Ninja ZX-7 | 89-90 |
| ZX750J1 / J2 Ninja ZX-7 | 91-92 |
| ZX750K1 / K2 Ninja ZX-7R | 91-92 |
| ZX750L1 / L2 / L3 Ninja ZX-7 | 93-95 |
| ZX750M1 / M2 Ninja ZX-7R | 93-94 |
| ZX750N1 / N2 Ninja ZX-7RR | 96-97 |
| ZX750P1~P8 Ninja ZX-7 | 96-03 |
| ZL900A1 / A2 Eliminator | 85-86 |
| ZX900A1 / A2 / A3 Ninja | 84-86 |
| ZX900B1 / B2 / B3 / B4 Ninja ZX-9R | 94-97 |
| ZG1000A1~A20 Concours | 86-05 |
| ZL1000A1 Eliminator | 1987 |
| ZX1000A1 / A2 Ninja 1000R | 86-87 |
| ZX1000B1 / B2 / B3 Ninja ZX-10 | 88-90 |
| ZR1100C3 / C4 ZRX1100 | 99-00 |
| ZX1100C1 / C2 / C3 / C4 Ninja ZX-11 | 90-93 |
| ZX1100D1~D9 Ninja ZX-11 | 93-01 |
| ZX1100E1 / E2 / E3 GPz | 95-97 |
| ZX1100F1 GPz (ABS) | 1996 |
| ZR1200A1 / A2 / A3 / A4 / A4 ZRX1200 | 01-05 |

SUZUKI

| | |
|---|-------|
| GSF600ST / SV / SW / SX Bandit | 96-99 |
| GSX600FJ / K / L / M / N / P / R / S / T / V Katana | 88-97 |
| GSX-R600WN / WP | 92-93 |
| RF600RR / RS / RT | 94-96 |
| GSX750FK / L / M / N / P / R / S / T Katana | 89-96 |
| GSXR-750G / RG / H / J / K / L / M / N | 86-92 |
| GSXR-750WP / WR / WS | 93-95 |
| RF900RR / RS / RZS / RT / RV | 94-97 |
| GSX1100FJ / K / L / M / N / P Katana | 88-93 |
| GSX1100GM / GN / GP Shaft | 91-93 |
| GSXR-1100G / H / J / K / L / M / N | 86-92 |
| GSXR-1100WP / WR / WS / WT / WV / WW | 93-98 |
| GSF1200SV / SW / SX Bandit | 97-99 |

TRIUMPH

Applications with ND Alternator.

YAMAHA

| | |
|---|-------|
| FZ700T / TC | 1987 |
| FZX700S / SC / T / TC | 86-87 |
| FZ750N / S / SC | 85-86 |
| FZ750U / UC | 1988 |
| FZR750RT / RU | 87-88 |
| YZF750RF / RFC | 1994 |
| YZF750RH / RHC / RJ / RJC | 96-97 |
| FZR1000T / TC~G / GC | 87-95 |
| GTS1000AE / AEC / AF / AFC | 93-94 |
| YZF1000RJ / RJC | 1997 |
| FJ1100L / LC / N / NC | 84-85 |
| FJ1200S / SC / T / TC | 86-87 |
| FJ1200W / WC / A / AC / B / BC / D / DC | 89-92 |
| FJ1200AD / ADC / AE / AEC (ABS) | 92-93 |

GENERATOR BRUSHES for YAMAHA XS650 TWINS

Replaces OEM part numbers 256-81611-11-00 and 256-81612-11-00

21-2971 AC Generator Brushes (2 pc set)
15mm x 5mm x 4.5mm



YAMAHA

| | |
|-----------|-------|
| XS1 / XS2 | 70-72 |
| TX650 | 73-74 |
| XS650 | 75-79 |



STARTER MOTOR & ALTERNATOR BRUSHES

Manufactured in the USA. Applications fit most Japanese starter motors and alternators. To order correct application, measure your brush with vernier calipers. Brushes must be soldered to complete installation. Sold as a set.

P/N Dimensions

| | |
|----------------|---------------------|
| 21-2949 | 5mm x 10mm x 13mm |
| 21-2951 | 6mm x 14mm x 12mm |
| 21-2955 | 6mm x 9mm x 12mm |
| 21-2957 | 6mm x 10.5mm x 12mm |
| 21-2961 | 5mm x 4.5mm x 16mm |

Toll Free: 1-800-727-6767

www.klsupply.com

SHOP EQUIP & TOOLS

HARD PARTS

CARB & FUEL

IGNITION/ELECTRICAL

CONTROL

SUSPENSION

ACCESSORIES

STARTER RELAYS (SOLENOIDS)

SHOP EQUIP & TOOLS



21-2992



21-2990



21-2991

HARD PARTS

STARTER RELAYS (SOLENOID)

Direct replacement starter relays, no modification required. Sold each.

Made in Japan.

Available for the following applications:

SUZUKI

| | | |
|---|-------------|-------|
| 21-2992 | 31800-37020 | |
| GN125Z/D | | 82-83 |
| GN250Z/D/F/J | | 82-88 |
| GS250TT/TX | | 80-81 |
| GS300LZ | | 1982 |
| GS400B/C | | 77-78 |
| GS425N/EN/LN | | 1979 |
| GS450ET/EX/EZ/ED | | 80-83 |
| GS450LT/LX/LZ/LD | | 80-83 |
| GS450ST/SX | | 80-81 |
| GS450TX/TZ/TXZ/TXD | | 81-83 |
| GS550B/C/EC/N/EN/ET | | 77-80 |
| GS550LN/LT/LX/LZ | | 79-82 |
| GS550MZ | | 1982 |
| GS550TX | | 1981 |
| GT550L/M/A/B Indy | | 74-77 |
| GS650EX/EZ | | 81-82 |
| GS650GX/GZ/GD | | 81-83 |
| GS650GLX/GLZ/GLD | | 81-83 |
| GS650MD Katana | | 1983 |
| GS750B/C/EC/N/EN | | 77-79 |
| GS750ET/EX/EZ | | 80-82 |
| GS750LN/LT/LX | | 79-81 |
| GS750TZ/TD | | 82-83 |
| GS850GN/GT/GLT/GX/GLX/ GZ/GLZ/GD/GLD | | 79-83 |
| GS1000C/EC/N/EN/ET | | 78-80 |
| GS1000LN | | 1979 |
| GS1000GT/GLT/GX/GLX | | 80-81 |
| GS1000SN/ST | | 79-80 |
| GS1000SZ Katana | | 1982 |
| GS1100ET/EX/EZ | | 80-82 |
| GS1100GLZ/GLD | | 82-83 |
| GS1100GKZ/GK2 | | 1982 |
| GS1100LT | | 1980 |
| GS1100SD Katana | | 1983 |

YAMAHA

| | | |
|-----------------------------|-----------------|-------|
| 21-2990 | IJ7-81940-10-00 | |
| SR250G/H/TH/J Exciter | | 80-82 |
| XS360C/D | | 76-77 |
| XS400D/E/F | | 77-79 |
| XS400G/H Special II | | 80-81 |
| XS400J/K Maxim | | 82-83 |
| XS400RJ/RK Seca | | 82-83 |
| XS400SG/SH Special | | 80-81 |
| XS750D/2D/E/F | | 77-79 |
| XS750SE/SF Special | | 78-79 |
| XS850G/H | | 80-81 |
| XS850LG/LH Midnight Special | | 80-81 |
| XS850SG/SH Special | | 80-81 |
| XJ1100J Maxim | | 1982 |

CARB & FUEL

IGNITION/ELECTRICAL

CONTROL

SUSPENSION

ACCESSORIES

YAMAHA

| | | |
|--|-----------------|-------|
| 21-2990 | IJ7-81940-10-00 | |
| XS1100E/F/G/H | | 78-81 |
| XS1000LG/LH Midnight Special | | 80-81 |
| XS1100SF/SG/SH Special | | 79-81 |
| 21-2988 | 4KD-81940-00-00 | |
| SR185H/J Exciter | | 81-82 |
| SRX250T/TC | | 1987 |
| XV500K Virago | | 1983 |
| XV535T/TC/U Virago | | 87-88 |
| XV535A/AC Virago | | 1990 |
| XV535E/EC~L/LC Virago | | 93-99 |
| XV535SF/SFC/SG/SGC/SH/ SHC/SJ/SJC Virago | | 94-97 |
| XJ550H/J/K Maxim | | 81-83 |
| XJ550RH/RJ/RK Seca | | 81-83 |
| XZ550RJ/RK Vision | | 82-83 |
| FJ600L/LC/N/NC | | 84-85 |
| YX600S/SC/T/TC/U/UC/W/ WC/A/AC Radian | | 86-90 |
| XJ650G/H/J/K Maxim | | 80-83 |
| XJ650LH Midnight Maxim | | 1981 |
| XJ650LJ/LK Seca Turbo | | 82-83 |
| XJ650RJ Seca | | 1982 |
| XJ750J/K Maxim | | 82-83 |
| XJ750MK Midnight Maxim | | 1983 |
| XJ750RH/RJ/RK Seca | | 81-83 |
| XJ900RK Seca | | 1983 |
| XV920RH/RJ Euro Virago only (chain drive) | | 81-82 |
| Important Note: Does not fit XV920J/K & MK Virago (82-83) shaft drive | | |
| XJ1100J Maxim | | 1982 |
| XVZ12TK Venture | | 1983 |
| XVZ12TDK Venture Royale | | 1983 |
| XVZ12L/KC2 Venture | | 1984 |
| XVZ12DL/DKC2/DN Venture Royale | | 84-85 |

YAMAHA

| | | |
|--------------------------------|-----------------|-------|
| 21-2991 | 36Y-81940-00-00 | |
| XV250U/UC/W/WC/A/AC | | |
| Route 66 | | 88-90 |
| XV250G/GC/H/HC/J/JC/K/KC | | |
| Route 66 | | 95-98 |
| XV250L/LC Virago 250 | | 1999 |
| XV250P/PC/R/RC/S/SC | | |
| Virago 250 | | 02-06 |
| FZR400U/SUC/W/SWC/A/SAC | | 88-90 |
| FZ600S/SC/T/TC/U/UC | | 86-88 |
| FZR600W/WC/AC | | 89-90 |
| FZR600RA/RAC~RL/RLC | | 90-99 |
| FZ700T/TC | | 1987 |
| FZX700S/SC/T/TC | | 86-87 |
| XJ700N/NC/S/SC Maxim | | 85-86 |
| XJ700XN/XNC/XS/XSC Maxim X | | 85-86 |
| FZ750N/S/SC/U/UC | | 85-88 |
| TDM850D/DC/E/EC | | 92-93 |
| FZR1000W/WC-G/GC | | 89-92 |
| FJ1100L/LC/N/NC | | 84-85 |
| FJ1200S/SC/T/TC | | 86-87 |
| FJ1200W/WC/A/AC/B/BC/D/DC | | 89-92 |
| FJ1200AD/ADC/AE/AEC (ABS) | | 92-93 |
| VMX12N/NC/S/SC V-Max | | 85-86 |
| VMX12U/UC/W/WC V-Max | | 88-89 |
| XVZ13 Venture & Venture Royale | | 86-93 |

Tool Up for Profit™
www.klsupply.com



STARTER RELAYS (SOLENOIDS)



21-2988

YAMAHA ATV

| | |
|---|-------|
| 21-2988 4KD-81940-00-00 | 85-88 |
| YFM80N/S/T/U Moto-4 | 85-88 |
| YFM80D/E/F/G Moto-4 | 92-95 |
| YFM80H/J/K/L/M/MC/N/NC Badger | 96-01 |
| YFM80WP/WR Raptor 80 | 02-03 |
| YFM100T/U/W/A/B Champ | 87-91 |
| YFA1W Breeze Moto-4 | 1989 |
| YFA1B/D/E/F/G Breeze Moto-4 | 91-94 |
| YFA1H/J/K/L/M/MC/N/NC/P/PC/R/RC Breeze | 95-03 |
| YFU1W Pro Hauler | 1989 |
| YFU1TW Pro Hauler | 1989 |
| YFM200N Moto-4 | 1985 |
| YFM200DXS/DXT/DXU/DXW Moto-4 | 86-89 |
| YTM200EK/EL Tri-Moto | 83-84 |
| YTM200ERN Tri-Moto | 1985 |
| YFM225S/T/U Moto-4 | 86-88 |
| YTM225DXK/DXL/DXN Tri-Moto | 83-85 |
| YTM225DRN/DRS Tri-Moto | 85-86 |
| YFB250D/E/F/G/H Timberwolf | 92-96 |
| YFB250FWF/FWG/FWH/FWJ Timberwolf | 94-97 |
| YFB250FWK/FWL/FWM Timberwolf 4WD | 98-00 |
| YFB250UH/UJ/UK Timberwolf | 96-98 |
| YFM250W/A/B Moto-4 | 89-91 |
| YFM350ERT/ERU/ERW/ERA Moto-4 | 87-90 |
| YFM350ERD/ERE/ERF/ERG Moto-4 | 92-95 |
| YFM350FWT/FWU/FWW/FWA Big Bear | 87-90 |
| YFM350FWB/FWD/FWE/FWF/FWG/FWH Big Bear | 91-96 |
| YFM350XT/XU/XW/XA/XB/XD Warrior | 87-92 |
| YFM350XE/XF/XG/XH/XJ/XK/XKC Warrior | 93-98 |
| YFM350XL/XLC/XM/XMC/XN/XNC/XP/XPC Warrior | 99-02 |
| YFM350XR/XRC Warrior | 2003 |
| YFP350U Terrapro | 1988 |
| YFM400FWE/FWF/FWG Kodiak | 93-95 |

YAMAHA Dual Sport

| | |
|---|-------|
| 21-2988 4KD-81940-00-00 | 86-88 |
| BW200ES/ET/EU | 86-88 |
| TW200T/TC/U/UC/W/WC/A/AC/B/BC Trailway | 87-91 |
| TW200D/DC/E/EC/F/FC/G/GC/H/HC/J/JC Trailway | 92-97 |
| TW200EK/EKC Trailway | 1998 |
| TW200L/LC/M/MC/Trailway | 99-00 |
| TW200N/NC/P/PC/R/RC/S/SC/T/TC Trailway | 01-05 |
| XT225D/DC/E/EC/F/FC/G/GC Serrow Dual Sport | 92-95 |
| XT225H/HC/J/JC/K/KC/L/LC/M/MC Serrow | 96-00 |
| XT225N/NC/P/PC/R/RC/S/SC/T/TC Serrow | 01-05 |
| BW350T/U | 87-88 |
| XT600EA/EAC/EB/EBC/ED/EDC Dual Sport | 90-92 |
| XT600EE/EEC/EF/EFC/EG/EGC Dual Sport | 93-95 |



21-2994

K&L UNIVERSAL STARTER RELAY (SOLENOID)

This starter relay includes components and instructions that allow modifications to fit most 12v applications. Sold as a kit.

21-2994 Universal Starter Relay

TEST MATE II

TestMate II is an easy-to-use portable battery tester developed for all 12V motorcycle, ATV / Quad, snowmobile & personal watercraft batteries from 2 to 35Ah. Batteries can be tested for readiness with 3 selectable programs.

- Std/Filter Cap
- Sealed/AGM/Gel for MF ("Maintenance-Free")
- High-Power AGM for "High Performance" MF.
- Tests 2 to 35Ah batteries

35-8511 TestMate II



JUMP-N-CARRY PORTABLE STARTER

- 400 amps of starting power
- Voltmeter shows battery status
- Heavy duty case

35-9574 Jump-N-Carry portable Starter

SHOP EQUIP & TOOLS

HARD PARTS

CARB & FUEL

IGNITION/ELECTRICAL

CONTROL

SUSPENSION

ACCESSORIES

Toll Free: 1-800-727-6767 www.klsupply.com

IGNITION SWITCHES

SHOP EQUIP & TOOLS

HARD PARTS

CARB & FUEL

IGNITION/ELECTRICAL

CONTROL

SUSPENSION

ACCESSORIES





IGNITION SWITCHES

Designed as OEM replacements. Available in two styles for some applications: with round key for additional theft protection and with standard type flat key. Two keys included with each switch. Sold each.


HONDA

| | | |
|----------------|---|-------|
| 21-3821 | Round Key CBR/VF Switch | |
| 21-8220 | Flat Key CBR/VF Switch | |
| VF500F | Interceptor | 84-86 |
| CBR600F | Hurricane | 87-90 |
| VF700C | Magna | 84-86 |
| VF750C/S | Magna & Sabre | 82-83 |
| VF750F | Interceptor | 83-84 |
| CBR1000F | Hurricane | 87-88 |
| VF1000F | Interceptor | 1984 |
| 21-3820 | Round Key CBR600F2/F3 | |
| CBR600F2 | Hurricane | 91-94 |
| CBR600F3 | Hurricane | 95-97 |
| 21-3828 | CBR900RR | |
| CBR900RR | Hurricane | 93-97 |
| 21-1057 | Flat Key 5-Prong base with accessory position | |
| CB400F | Super Sport | 1977 |
| CB550K | /F | 77-78 |
| CB650 | /C | 79-82 |
| CB750A | /K/L | 77-79 |
| CB750C | /F Super Sport | 79-82 |
| CB750SC | Nighthawk | 82-83 |
| CB900C | /F | 80-82 |
| CBX1000 | | 79-80 |
| GL1000 | | 76-77 |
| 21-1058 | Flat Key 6-prong base with accessory position | |
| GL1000 | | 78-79 |
| GL1100 | | 80-81 |
| CBX | | 81-82 |

| | | |
|----------------|--|---|
| 21-1220 | Flat Key with round end plug All CB/CL175/350/450/750 |  |
| 21-1221 | Flat Key with square end plug All CB500/550/750 |  |

SWITCH BASE REPAIR KIT

Includes a switch base and cover. Fits OEM and K&L 6 pin ignition switches. (21-1058)
Sold each.

| | | |
|----------------|--------------------------|---|
| 21-1239 | Main Switch Base Repair: |  |
| | Honda 35101-431-037 | |

KAWASAKI

| | | |
|---------------------------|----------------------------|-------|
| 21-3827 | Flat Key Ninja ZX-7 Switch | |
| ZX600E1~E7 | Ninja ZX-6 | 93-97 |
| ZX750L1/L2/L3 | Ninja ZX-7 | 93-95 |
| ZX750M1/M2 | Ninja ZX-7R | 93-94 |
| 21-5251 | Flat Key Ninja/GPZ Switch | |
| EX250F2/F3/F4 | Ninja 250R | 88-90 |
| EX250F6/F7/F8 | Ninja 250R | 92-94 |
| EX500A1/A2/A3/A4/A5/A6/A7 | | 87-93 |
| KZ550A3/A4 | | 82-83 |
| KZ550C3/C4 | LTD | 82-83 |
| KZ550F1/F2 | Spectre & LTD | 83-84 |
| KZ550M1 | LTD | 1983 |
| ZX550A1/A2 | GPz | 84-85 |
| ZX600A1/A2/A3 | Ninja 600 | 85-87 |
| ZX600B1 | Ninja 600 RX | 1987 |
| ZX600C1~C6 | Ninja 600R | 88-93 |
| KZ650H1/H2/H3 | CSR | 81-83 |
| KZ700A1 | | 1984 |
| KZ750E1/E2/E3 | | 80-82 |
| KZ750F1 | LTD | 1983 |
| KZ750H1/H2/H3/H4 | LTD | 80-83 |
| KZ750L3 | | 1983 |
| KZ750M1 | CSR Twin | 1982 |
| KZ750N1/N2 | Spectre | 82-83 |
| KZ750R1 | GPz | 1982 |
| ZX750A1/A2/A3 | GPz | 83-85 |
| ZX750E1/E2 | GPZ Turbo | 84-85 |
| ZX750F1/F2/F3/F4 | Ninja 750R | 87-90 |
| ZX900A1/A2/A3 | Ninja | 84-86 |
| KZ1000E1/E2 | Shaft ST | 79-80 |
| KZ1000P | Police | 82-93 |
| KZ1000R2 | Replica | 1983 |
| KZ1100A3 | Shaft | 1983 |
| KZ1100B2 | GPz | 1982 |
| KZ1100D2 | Spectre | 1983 |
| KZ1100L1 | LTD | 1983 |
| ZX1100A1/A2 | GPz | 83-84 |

| | | |
|-----------------------|--|-------|
| 21-1518 | Flat Key early KZ900/1000 Switch (Fits both four and six prong plug connectors) | |
| KZ650B/C/D | | 77-79 |
| KZ650E1/F1 | | 1980 |
| KZ750B1/B2/B3/B4 | (2 cylinder) | 76-79 |
| KZ750G1 | LTD (2 cylinder) | 1980 |
| Z1/A/B-900 | | 73-75 |
| KZ900A4/A5 | | 76-77 |
| KZ900B1 | LTD | 1976 |
| KZ1000A1/A2 | | 77-78 |
| KZ1000A3/A3A/A4 | MK II | 79-80 |
| KZ1000B1/B2/B3/B4 | LTD | 77-80 |
| KZ1000C1/C1A/C2/C3/C4 | Police | 78-81 |
| KZ1000D1 | ZIR | 1978 |
| KZ1000D3 | ZIR | 1980 |





21-3826

21-3822

21-8211

21-1237

21-3824

21-5209

SUZUKI

| | |
|---|-------|
| 21-3826 Flat Key Switch GSXR/GSF | |
| GSF600ST/SV/SW Bandit | 96-98 |
| GSX-R600V | 1997 |
| GSX-R750WR/WS | 94-95 |
| GSX-R750T/V | 96-97 |
| TL1000SV | 1997 |
| GSX-R1100WS/WT/WV/WW | 95-98 |
| GSF1200SV/SAV/SW/SAW Bandit | 97-98 |

21-3822 Round Key Switch

| | |
|--------------------------------|-------|
| 21-8211 Flat Key Switch | |
| GSF400M/N/P Bandit | 91-93 |
| GS500EK-EW | 89-98 |
| GSX600FJ-FV Katana | 88-97 |
| GSX-R600WN/WP | 92-93 |
| RF600RR/RS/RT | 94-96 |
| GSX750FK-FV Katana | 89-97 |
| GSXR-750J/K/L/M/N | 88-92 |
| GSX-R750WP | 1993 |
| VX800L/M/N | 90-93 |
| RF900RR/RS/RT/RV | 94-97 |
| RF900RZS | 1995 |
| GSX1100GM/GN/GP Shaft | 91-93 |
| GSXR-1100K/L/M/N | 89-92 |
| GSXR1100WP/WR | 93-94 |

21-1237 Flat Key Switch

| | |
|----------------------|-------|
| GS450ET/EX/EZ | 80-82 |
| GS450LT/LX/LZ/LD | 80-83 |
| GS450ST/SX | 80-81 |
| GS450TX/TZ/TXZ/TXD | 81-83 |
| GS550B/C/EC/N/EN/ET | 77-80 |
| GS550LN/LT/LX/LZ | 79-82 |
| GS550TX | 1981 |
| GS550MZ Katana | 1982 |
| GS650EX/EZ | 81-82 |
| GS650GX/GZ/GD | 81-83 |
| GS650GLX/GLZ/GLD | 81-83 |
| GS650MD Katana | 1983 |
| GS750C/EC/N/EN | 78-79 |
| GS750LN/LT/LX | 80-81 |
| GS850GLT/GLX/GLZ/GLD | 80-83 |
| GS1000LN/SN | 1979 |
| GS1000GLT/GLX | 80-81 |
| GS1100EZ/ED | 82-83 |
| GS1100GLZ/GLD | 82-83 |
| GS1100LT | 1980 |

YAMAHA

| | |
|--|-------|
| 21-3824 Round Key Switch | |
| 21-5209 Flat Key Switch | |
| SR250G/H/J Exciter | 80-82 |
| SR250TH Exciter II | 80-82 |
| SRX250T/TC | 1987 |
| XS400H Special II | 1981 |
| XS400SH/SJ Heritage Special | 81-82 |
| XS400RJ/RK Seca | 82-83 |
| XV500K Virago | 1983 |
| XJ550H/J/K Maxim | 81-83 |
| XJ550RH/RJ/RK Seca | 81-83 |
| FJ600L/LC/N/NC | 84-85 |
| FZ600S/SC/T/TC/U/UC | 86-88 |
| FZR600W/WC/AC | 89-90 |
| FZR600RA/RAC/RB/RBC/RD/RDC | 90-92 |
| FZR600RE/REC/RF/RFC/RG/RGC | 93-95 |
| FZR600RH/RHC/RJ/RJC | 96-97 |
| XJ600SD/SDC/SE/SEC Seca II | 92-93 |
| XJ650G/H/J/K Maxim | 80-83 |
| XJ650LH Midnight Maxim | 1981 |
| XJ650RJ Seca | 1982 |
| XS650H Special II | 1981 |
| XS650SH Special | 1981 |
| XS650SJ/SK Heritage Special II | 82-83 |
| FZ700T/TC | 1987 |
| FZ750N/S/SC | 85-86 |
| FZ750U/UC | 1988 |
| FZR750RT/RU | 87-88 |
| XJ750K Maxim | 1983 |
| XJ750MK Midnight Maxim | 1983 |
| XS750SE/SF | 78-79 |
| XV750H/J/K Virago | 82-83 |
| XV750MK Midnight Virago | 1983 |
| XS850LH/SH Special | 1981 |
| XJ900RK Seca | 1983 |
| XV920RH/RJ Euro Virago only (chain drive) | 81-82 |
| Important Note: Does not fit XV920J/K & MK Virago (82-83) shaft drive | |
| FZR1000T/TC/U/UC | 87-88 |
| FZR1000W/WC/A/AC/B/BC | 89-91 |
| FZR1000D/DC/E/EC | 92-93 |
| FJ1100L/LC/N/NC | 84-85 |
| FJ1200S/SC/T/TC | 86-87 |
| FJ1200W/WC/A/AC/B/BC/D/DC | 89-92 |
| FJ1200AD/ADC/AE/AEC (ABS) | 92-93 |



UNIVERSAL ON-OFF SWITCH

Universal type switch has three positions: top and bottom are on, center is off. Can also be used as an on-off headlight switch for ATV and off road applications. **Made in Japan.**

21-1219 Universal on-off switch

UNIVERSAL IGNITION SWITCH

Comes in die cast housing with two keys. Switch has three positions for operating. Sold each.

21-5210 Universal Ignition



SHOP EQUIP & TOOLS

HARD PARTS

CARB & FUEL

IGNITION/ELECTRICAL

CONTROL

SUSPENSION

ACCESSORIES



IN-TANK FUEL PUMP SUB ASSEMBLY

Here is a better alternative to replacing an entire fuel pump. Includes pump only, no strainer or cover.
18-5925 Fuel Pump sub-assembly Sold each.



| HONDA | |
|-------------|-------|
| Application | Year |
| CBR1100XX | 99-06 |
| CBR900RR | 00-03 |
| CB900F | 02-07 |
| CBR600F | 01-06 |
| CBR600F4 | 01-03 |



UNIVERSAL FUEL PUMP POINT SWITCH KIT

New from K&L, kit includes one set of fuel pump point switches. This set is not available through dealerships, and allows **repair** rather than replacement of costly OEM fuel pumps
 Sold each.

18-4615 Universal Fuel Pump Point Switch Kit

| HONDA | | KAWASAKI | |
|----------------|-------|-----------------|-------|
| Application | Year | Application | Year |
| CBR600 | 87-98 | ZX1000 | 88-90 |
| CBR900RR | 92-95 | VN1500D Classic | 96-97 |
| CBR1000F | 87-91 | VN1500E Classic | 98-99 |
| VT600 | 88-98 | VN1500G Tourer | 98-99 |
| VT750 | 97-03 | | |
| KAWASAKI | | YAMAHA | |
| ZX600 ZX-6R | 95-01 | FJ1200 | 88-92 |
| ZX600E | 93-01 | FZS1000 Fazer | 01-05 |
| ZX750 ZX-7, 7R | 91-02 | YZF-R1 | 98-01 |
| ZX900 ZX-9, 9R | 94-03 | FZR1000 | 87-95 |
| | | YZF-R6 | 99-02 |



21-4854



21-6570



21-5762



21-6554

TURN SIGNAL FLASHER UNITS (RELAY)

Designed to replace OEM Honda, Kawasaki and Suzuki models. Can also be used in universal applications. Sold each.

Note: For off-road use only. Not D.O.T. approved.

| | | | |
|----------------|-----------|-----------------|-----------------------------|
| 21-6554 | 12V / 23W | Round Honda | (Two Prong) |
| 21-4854 | 6V / 8W | Round Kawasaki | OEM 27002-010/013 |
| 21-4341 | 12V / 23W | Square Kawasaki | OEM 27002-1053 |
| 21-4341 | 12V / 23W | Square Suzuki | OEM 38610-31310 |
| 21-4342 | 12V / 10W | Round Kawasaki | OEM 27002-011 |
| 21-5762 | 12V | Square (small) | Universal applications |
| 21-6570 | 12V / 23W | Round Honda | OEM 38301-415-671 (3-Prong) |

REPLACEMENT KILL SWITCHES

All kill switches listed are normally open and provide a connection to ground when operated. Direct plug-in into stock wiring harness. Sold each.

HONDA

21-1224 (two wire plug-in)
 35130-KT0-670, 35130-KZ3-860



21-1224

KAWASAKI

21-6707 (two wire plug-in)
 27010-1350, 27010-1161



21-6707

SUZUKI

21-6708 (2 wire plug-in) 37820-14X50, 37820-27C00



21-6708

YAMAHA

21-6706 (2 wire plug-in) 23X-83976-00-00, 22W-83976-00-00



21-6706

ON-OFF BUTTON

Universal type on-off button. Push for "off", push again for "on". Fits 7/8" handlebars. Sold each.

21-1223 Waterproof On-off Button



21-1223

TETHER LINE ON-OFF SWITCH

Deadman type Switch with mounting bracket. Comes complete with wire & rubber cover to keep dirt and water out.

21-8445 Tether Line On-Off Switch



21-8445

BRAKE LIGHT SWITCHES

HONDA

21-1235 Front Brake Switch
 35340-MM5-600



21-1235

HONDA

21-1234 Rear Brake Switch
 35350-KJ9-405



21-1234

KAWASAKI

21-1238 Front Brake Switch
 21070-1170



21-1238

YAMAHA

21-0921 Rear Brake Switch
 1J7-82350-00-00



21-0921

SUZUKI

21-1238 Front Brake Switch
 57460-17C00



21-1240

UNIVERSAL

21-1222 Frame mounted rear brake switch



21-1222

RADIATOR FAN (THERMO) SWITCHES

Designed for Stock Replacement use. *Made in Japan.*
Sold each.

| HONDA | |
|--------------------|-------|
| Application | Year |
| 21-7351 | |
| Ref# 37760-MT2-003 | |
| CRF250X | 04-07 |
| CB600F | 04-06 |
| CBR600F2 | 91-94 |
| CB600F3 | 95-98 |
| VT600 Shadow | 91-07 |
| VFR700F | 86-87 |
| VF750C Magna | 94-03 |
| VFR750 Interceptor | 86-97 |
| VT750C Shadow | 98-08 |
| PC800 | 89-90 |
| PC800 | 94-98 |
| CBR900 | 98-99 |
| CBR1000R | 87-96 |
| CBR1100XX | 97-00 |
| VT1100C Shadow | 98-07 |
| GL1500G Goldwing | 88-00 |
| GL1500C Valkyrie | 97-03 |
| 21-7346 | |
| Ref# 37760-MB9-000 | |
| GL1000 | 75-79 |
| GL1100 | 80-83 |
| GL1200 | 84-87 |

| KAWASAKI | |
|-----------------|-------|
| Application | Year |
| 21-7347 | |
| Ref# 27010-1443 | |
| EX250 Ninja | 08-09 |
| KLX250S | 2009 |
| ZX600 ZX-6RR | 03-04 |
| ZX636 ZX-6R | 03-04 |
| KLX650 | 08-09 |
| ZR750 Z750S | 05-06 |
| ZR1000 Z1000 | 03-06 |
| ZX1200 ZX-12R | 02-05 |
| ZX120 ZZR1200 | 02-05 |
| 21-7348 | |
| Ref# 27010-1202 | |
| KLX300 | 2005 |
| ZX600 ZX6 | 90-01 |
| ZX750 ZX-7 | 89-95 |

| KAWASAKI | |
|--------------------|-------|
| Application | Year |
| 21-7348 | |
| Ref# 27010-1202 | |
| ZX750 ZX-7R | 91-03 |
| ZX750 ZX-7RR | 96-97 |
| VN800 Vulcan | 95-05 |
| ZX900 ZX-9R | 94-97 |
| ZG1000 Concours | 86-05 |
| ZX1000 ZX10 | 88-90 |
| ZX1100 ZX-11 | 90-01 |
| KLF400 Bayou | 93-99 |
| KLF400 Prairie | 97-02 |
| KVF650 Prairie | 02-03 |
| KVF650 Brute Force | 05-09 |
| KVF700 Prairie | 04-06 |
| KVF750 Prairie | 05-07 |
| KVF750 Brute Force | 05-07 |
| SUZUKI | |
| 21-7347 | |
| Ref# 17680-50F10 | |
| AN400 Burgman | 03-08 |
| AN650 Burgman | 03-08 |
| DL650 V-Strom | 04-08 |
| SV650 | 03-08 |

| | |
|--------------------|-------|
| 21-7349 | |
| Ref# 17680-50F70 | |
| LT-Z400 | 03-08 |
| LT-A500F | 00-07 |
| LT-F500F | 98-07 |
| 21-7350 | |
| Ref# 17680-33E00 | |
| GSX-R600 | 97-05 |
| GSX-R750 | 96-08 |
| VL/VZ800 | 01-08 |
| DL1000 V-Strom | 02-08 |
| GSX-R1000 | 01-04 |
| SV1000 | 03-07 |
| TL1000R/S | 98-03 |
| GSX-R1300 Hayabusa | 99-07 |

WATER TEMPERATURE SENDING UNITS

Direct Replacement for Stock Applications. *Made in Japan.*
Sold each.

| HONDA | |
|--------------------|-------|
| Application | Year |
| 21-3428 | |
| Ref# 37750-PC1-004 | |
| CBR600F | 87-90 |
| CBR600F2 | 91-94 |
| CBR600F3 | 95-98 |
| VT600 | 88-00 |
| XL600 | 89-90 |
| NT650 Hawk | 88-90 |
| VF750C | 94-03 |
| VFR750 | 90-97 |
| PC800 | 89-90 |
| PC800 | 94-98 |
| CBR900RR | 93-97 |
| CBR1000 | 87-96 |
| ST1100 | 91-02 |
| VT1100 | 85-07 |
| GL1800 | 92-00 |

| HONDA | |
|--------------------|-------|
| Application | Year |
| 21-3432 | |
| Ref# 37750-611-154 | |
| CX500 | 78-82 |
| GL1000 | 75-79 |
| GL1100 | 80-83 |
| GL1200 | 84-87 |

| SUZUKI | |
|------------------|-------|
| Application | Year |
| 21-3450 | |
| Ref# 34850-50A00 | |
| RF600 | 94-96 |
| GSX-R750 | 93-95 |
| VS800 | 92-95 |
| RF900 | 94-97 |
| GSX-R1100 | 93-98 |

NEUTRAL SWITCHES

Replacement for Stock Switch. *Made in Japan.*
Sold each.

| HONDA | |
|--------------------|-------|
| Application | Year |
| 21-3379 | |
| Ref# 35600-MAW-601 | |
| VT600 Shadow | 89-07 |
| XL600V Transalp | 89-90 |
| NT650 | 89-91 |
| VT750C Shadow | 98-08 |

| HONDA | |
|--------------------|-------|
| Application | Year |
| 21-3394 | |
| Ref# 35600-MM5-003 | |
| CBR600F | 89-90 |
| CBR1000F | 87-96 |
| CBX | 79-82 |
| GL1500 | 88-00 |
| GL1800 | 01-08 |

| | |
|--------------------|-------|
| 21-3380 | |
| Ref# 35600-KE8-003 | |
| CB600F | 04-06 |
| CBR600F2 | 91-94 |
| CBR600F3 | 95-98 |
| CBR600RR | 03-06 |
| VF750C Magna | 94-06 |
| VFR800 | 98-08 |
| RVT1000R RC51 | 00-06 |
| VTR1000 Superhawk | 98-05 |
| VT1100 Shadow | 85-07 |
| VTX1300C | 04-08 |
| VTX1800C | 02-08 |

| | |
|--------------------|-------|
| 21-3395 | |
| Ref# 35600-MK4-860 | |
| GB500 | 89-90 |
| XR650L | 93-08 |
| ST1300 | 03-08 |
| 21-3396 | |
| Ref# 35600-HA0-003 | |
| CBR1000RR | 04-07 |
| TRX250 E/T | 92-95 |
| TRX300 | 88-00 |
| TRX350 F/T | 00-06 |
| TRX400EX | 99-08 |
| TRX450ER | 06-08 |
| TRX700XX | 2008 |

| | |
|--------------------|-------|
| 21-3382 | |
| Ref# 35600-425-023 | |
| CB750 C/F/K | 79-82 |
| CB900 C/F | 80-82 |
| CB1100F | 1983 |

Toll Free: 800-727-6767

www.klsupply.com



21-3380



21-3394



21-3395



21-3396



21-3342



21-7347



21-4854



21-4854



21-3379



21-7350



21-7346

SHOP EQUIP & TOOLS

HARD PARTS

CARB & FUEL

IGNITION/ELECTRICAL

CONTROL

SUSPENSION

ACCESSORIES

TURN SIGNALS, HEADLIGHTS

SHOP EQUIP & TOOLS

OEM STYLE REPLACEMENT TURN SIGNALS

Designed as OEM replacements. Sold Each.

HONDA

| | | |
|---------|-------|-----------------|
| 23-0341 | Front | CB650SC/CB1000C |
| 23-0161 | Rear | CB650SC/CB1000C |

YAMAHA

| | | |
|---------|-----|-------------------|
| 23-0165 | F/R | XJ550/XJ650 Maxim |
|---------|-----|-------------------|



23-0161 & 23-0341



HEADLIGHT ASSEMBLY for HONDA MOPED

Designed as OEM replacement. Includes headlight bulb. Sold each.

| | |
|-----------------|---------------|
| 23-8104 | 33120-147-671 |
| NA50 Express II | 79-81 |
| NC50 Express | 77-83 |
| PA501/II Moped | 78-83 |

HARD PARTS

TURN SIGNAL STEMS

Stock style replacements, Sold each.

HONDA

| | |
|---------|---------------|
| 23-6581 | 33490-MK3-000 |
| | 33490-MB1-003 |
| 23-4746 | 33690-KR3-672 |



23-4746 23-6581

CARB & FUEL

HUSQVARNA STYLE MARKER LIGHTS

Similar to Husqvarna and other dual sport bikes. Sold in pairs.

Note: For offroad use, not D.O.T. approved.

| | |
|---------|-----------------------------------|
| 23-2200 | Husqvarna Style (single filament) |
|---------|-----------------------------------|



IGNITION/ELECTRICAL

SHORT STALK I



SHORT STALK II



MINI STALK MARKER LIGHTS

Customize the look of almost any dual sport/offroad motorcycle with these mini stalk turn signals. Sold in pairs. Replacement bulb sold box/10. **Note:** For offroad use only. Not D.O.T. approved.

| Description | Short Stalk 1 | Short Stalk II | Bulb |
|-------------------------------|---------------|----------------|---------|
| Black/Amber (single filament) | 23-5589 | — | 23-7915 |
| Black/Amber (dual filament) | — | 23-7963 | 23-7905 |

CONTROL

FLUSH MOUNT MARKER LIGHTS

Note: For offroad use only. Not D.O.T. approved.



| Description | Signal | Bulb (Box/10) |
|-------------------------------------|---------|---------------|
| Black/Amber (single filament, pair) | 23-8918 | 23-7943 |
| Black/Amber (dual filament) | 23-7967 | 23-7905 |
| Black/Clear (single filament) | 23-7971 | 23-7915 |
| Black/Clear (dual filament) | 23-7969 | 23-7916 |



SUSPENSION

ACCESSORIES

ALUMINUM MARKER LIGHTS

Aluminum marker lights. Sold in pairs. **Note:** Not D.O.T. approved.

| Description | Signal | Bulb (Box/10) |
|-------------------------|---------|---------------|
| Amber (single filament) | 23-7946 | 23-7943 |
| Amber (dual filament) | 23-7954 | 23-7905 |
| Smoke (single filament) | 23-7952 | 23-7943 |
| Smoke (dual filament) | 23-7956 | 23-7905 |
| Clear (single filament) | 23-7953 | 23-7915 |
| Clear (dual filament) | 23-7957 | 23-7916 |



EMGO HEADLIGHT UNITS for KAWASAKI

Similar to OEM Kawasaki unit. Complete units includes shell, rim & retainer. (headlight & wiring not included)

| | |
|---------|--|
| 24-8029 | Black shell (body) with chrome headlight rim/retainer |
| 24-8030 | Chrome shell (body) with chrome headlight rim/retainer |

EMGO HEADLIGHT UNITS

Universal. Units include shell, rim & retainer, and headlight.

| | |
|---------|--|
| 24-2917 | Chrome with H4 Bulb |
| 23-7902 | Replacement H4 bulb for 24-2917, 12V 60/55W P-43T |
| 24-2919 | Chrome with Standard Bulb |
| 23-7944 | Replacement bulb for 24-2919, 12V 45/45W universal |

HEADLIGHT RIM/RETAINER

Rim/Retainer Assembly comes with hardware.

| | |
|-----------------------|-----------------------|
| 24-2484 | Rim/Retainer Assembly |
| KH500A6 | 1976 |
| KZ550A/C | 80-83 |
| KZ650B/C/D/E/F/H | 77-83 |
| KZ750B1~B4/G1 (2 cyl) | 77-80 |
| KZ750E/H | 80-83 |
| KZ750M1 CSR | 1982 |
| Z1/A/B-900 | 73-75 |
| KZ900A4 & KZ900B1 LTD | 1976 |
| KZ1000A/B/C/E/G | 77-80 |
| KZ1000J/K/M | 81-83 |
| KZ1100A1/A2 Shaft | 81-82 |



HEADLIGHT ON-OFF SWITCH

This handlebar mount type switch gives you the option of turning off the headlight.

| | |
|---------|--|
| 21-0959 | On-off Handlebar Switch for single headlight |
|---------|--|



CANDLEPOWER HALOGEN HEADLIGHTS

Round headlights designed for motorcycle use, H4 bulb included

| | |
|---------|----------|
| 23-7126 | 7" round |
| 23-7140 | 162mm |



SEALED BEAMS

Designed as OEM replacements. Sold each.

| P/N | Mfg/N | Volts | Watts | Size |
|---------|-------|-------|-------|--------------|
| 24-7888 | 4020 | 6 | 30/30 | 5-3/4" round |
| 24-7890 | 4467 | 12 | 35/50 | 5-3/4" round |
| 23-7891 | 6015 | 12 | 50/60 | 7" round |



24-7890

CHROME HEADLIGHT BRACKETS

Universal applications. Sold in pairs.

24-4007 Chrome Headlight Brackets



21-0644



21-0670



21-0616

NIKKO MOTORCYCLE HORNS


Designed specifically for motorcycle applications. *Made in Japan.*

NIKKO HORNS

| | | |
|---------|-------------|--|
| 21-0644 | SF-100C-12V | Single, chrome 12V/3 amp. 110 db. |
| 21-0645 | SFD100C-12V | Dual, chrome 12V/3 amp. 110 db. |
| 21-0669 | CF0640-6V | Single, black 6V/3 amp. 105 db. |
| 21-0670 | CF0640-12V | Single, black 12V/2.5 amp. 105 db. |
| 21-0616 | GF-4AG-00 | Single, 12V/1.5 amp-dual sport bikes Yamaha OEM 4AG-83371-00-00 |

EMGO HORN

| | | |
|---------|-----------|---------------------------|
| 21-0646 | KS-729B/C | Single, black 12V 2.5 amp |
|---------|-----------|---------------------------|



H-4 BASE P43T



H-7 BASE PX26D

QUARTZ HALOGEN H-4 BULBS

Sold each.

| | | |
|---------|-------------|-------|
| 23-3431 | 12V 35/35W | P-43T |
| 23-7902 | 12V 60/55W | P-43T |
| 23-7903 | 12V 100/55W | P-43T |
| 23-7907 | 12V 130/90W | P-43T |

QUARTZ HALOGEN H-7 BULB

Sold each.

| | | |
|---------|---------|-------|
| 23-7904 | 12V 55W | PX26D |
|---------|---------|-------|

Honda: CBR929RR (00-01), RVT1000R (2000), CBR1100XX (97-02), GL1800
Suzuki: GSX-R750 (00-04), GSX1300R Hayabusa (99-04) RH side



AMBER



CLEAR

REPLACEMENT BULBS for MARKER LIGHTS

Bulbs sold are clear and amber as indicated after part number. Sold box / 10.

| | |
|---------|--|
| 23-7943 | Flush mount & Aluminum-12V-23W single filament (clear) |
| 23-7905 | Flush mount, Aluminum & Mini Stalk-12V dual filament (clear) |
| 23-7915 | Flush mount, Aluminum & Mini Stalk-12V single filament (amber) |
| 23-7916 | Flush mount & Aluminum-12V dual filament (amber) |



23-7944



23-8183



23-8201

HEADLIGHT BULBS

Sold in pk / 10.

| | |
|---------|----------------------|
| 23-8183 | 6V 25/25W universal |
| 23-8201 | 12V 25/25W universal |
| 23-7944 | 12V 45/45W universal |

TAIL LIGHT BULBS DUAL FILAMENT

Available in 12 volt only. Sold in box of 10.

| | |
|---------|----------------------------|
| 23-7900 | 12V 32/3CP Tail light bulb |
|---------|----------------------------|

MOTION PRO RUBBER TAILPLATE with TAILLIGHT ASSEMBLY

D.O.T. and CHP approved for use in all 50 states. Lens assembly is molded from tough Lexan™. For enduro or off road use.

23-8277 Rubber Tailplate & Taillight Assembly



ATC Blade Fuse

ATM Mini Blade Fuse

PLUG-IN BLADE FUSES

For most late model motorcycles.

ATC PLUG-IN BLADE FUSES

| | | | |
|---------|--|---------|-----------------|
| 20-5247 | 20 Pc. Assortment, 5 each of 10, 15, 20, and 30 amp. | | |
| 20-5242 | 10 amp (25 pcs) | 20-5243 | 15 amp (25 pcs) |
| 20-5244 | 20 amp (25 pcs) | 20-5246 | 30 amp (25 pcs) |

ATM MINI PLUG-IN BLADE FUSES

| | | | |
|---------|--|---------|-----------------|
| 20-5252 | 20 Pc. Assortment, 5 each of 10, 15, 20, and 30 amp. | | |
| 20-5423 | 10 amp (25 pcs) | 20-5425 | 20 amp (25 pcs) |
| 20-5424 | 15 amp (25 pcs) | 20-5426 | 30 amp (25 pcs) |



34-1536

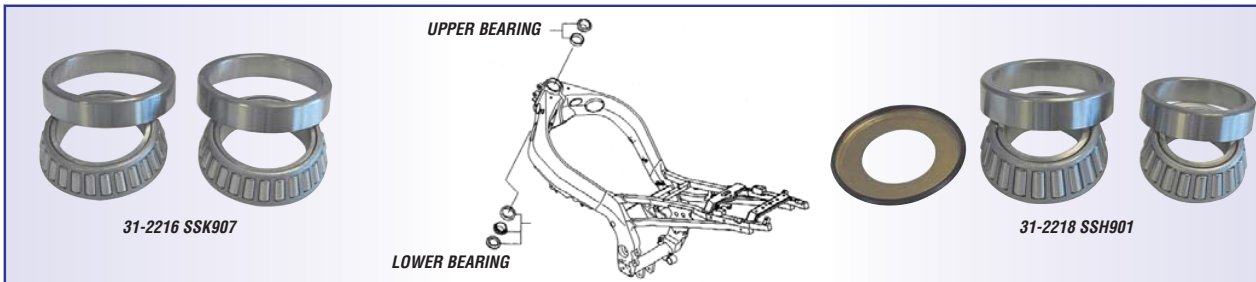
IN-LINE FUSE HOLDER

Holder has a unique "sight hole" which lets you check the condition of the fuse without taking holder apart. Sold pk/3.

34-1536 12 gauge wire, 30 amp. fuse

STEERING STEM & SWINGARM BEARINGS

SHOP EQUIP & TOOLS



HARD PARTS

REPLACEMENT STEERING BEARING KITS

QUALITY Tapered steering bearing replacement kits. These kits are sourced from *Koyo*, *NTN*, *MBS* and *MCI* mfgs. in Japan. Kits contain one upper bearing, one lower bearing, and dust seals where required. **Made in Japan. NOTE: See Applications on page 271-276.**

| HONDA | | | |
|---------|---------|----------------|----------------|
| K&L P/N | Mfg.# | Upper Bearing | Lower Bearing |
| 31-2220 | SSH902 | 26 x 47 x 15mm | 26 x 47 x 15mm |
| 31-2230 | SSH902R | 26 x 47 x 15mm | 26 x 47 x 15mm |
| 31-2219 | SSH903 | 26 x 47 x 15mm | 30 x 55 x 17mm |
| 31-2224 | SSH903R | 26 x 47 x 15mm | 30 x 55 x 17mm |
| 31-2226 | SSH905 | 30 x 51 x 15mm | 30 x 51 x 15mm |
| 31-2264 | SSH907 | 30 x 51 x 15mm | 30 x 55 x 18mm |
| 31-2268 | SSH908 | 26 x 47 x 15mm | 26 x 47 x 15mm |
| 31-2229 | SSH909 | 26 x 47 x 15mm | 35 x 55 x 14mm |

| KAWASAKI | | | |
|----------|--------|------------------|------------------|
| 31-2218 | SSH901 | 25 x 47 x 15mm | 30 x 55 x 17mm |
| 31-2222 | SSK902 | 25 x 47 x 15mm | 28 x 52 x 16.5mm |
| 31-2237 | SSK905 | 28 x 52 x 16.5mm | 30 x 55 x 17mm |
| 31-2216 | SSK907 | 35 x 55 x 14mm | 35 x 55 x 14mm |

| SUZUKI | | | |
|---------|---------|----------------|----------------|
| 31-2218 | SSH901 | 25 x 47 x 15mm | 30 x 55 x 17mm |
| 31-2263 | SSS903 | 30 x 55 x 17mm | 30 x 55 x 17mm |
| 31-2242 | SSS903R | 30 x 55 x 17mm | 30 x 55 x 17mm |

| YAMAHA | | | |
|---------|----------|------------------|------------------|
| 31-2218 | SSH901 | 25 x 47 x 15mm | 30 x 55 x 17mm |
| 31-2227 | SSY901-J | 28 x 52 x 16.5mm | 28 x 52 x 16.5mm |
| 31-2241 | SSY902 | 28 x 52 x 16.5mm | 28 x 52 x 16.5mm |
| 31-2246 | SSY903T | 28 x 52 x 16.5mm | 30 x 52 x 16mm |
| 31-5563 | SSY911 | 30 x 55 x 17mm | 31 x 55 x 17mm |

| KTM | | | |
|---------|---------|-------------------|-------------------|
| 31-6077 | SST-901 | 29 x 50.25 x 15mm | 29 x 50.25 x 15mm |

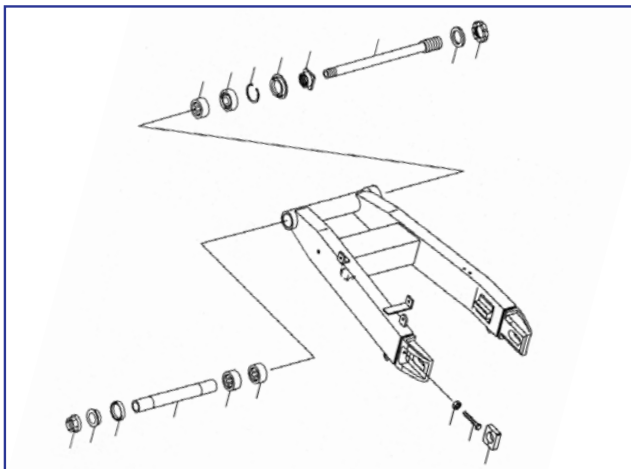
CARB & FUEL

IGNITION/ELECTRICAL

CONTROL

SUSPENSION

ACCESSORIES



UPGRADE STEERING BEARING KITS

QUALITY Tapered steering bearing replacement kits for applications that use race/ball bearings. Kits contain one upper bearing and one lower bearing. **Made in Japan. NOTE: See Applications on page 271-276**

| HONDA | | | |
|---------|---------|--------------------|------------------|
| K&L P/N | Mfg.P/N | Upper Bearing | Lower Bearing |
| 31-5815 | SSH200 | 22.5 x 41 x 12.5mm | 24 x 41 x 12.5mm |
| 31-5830 | SSH750 | 26 x 48.5 x 15.2mm | 30 x 50 x 14.4mm |

| KAWASAKI | | | |
|----------|--------|----------------|----------------|
| 31-5816 | SSK100 | 30 x 48 x 14mm | 30 x 48 x 13mm |
| 31-5834 | SSK400 | 30 x 48 x 14mm | 30 x 52 x 17mm |

| SUZUKI | | | |
|---------|--------|----------------|----------------|
| 31-5832 | SSY125 | 25 x 48 x 13mm | 30 x 48 x 13mm |
| 31-5835 | SSS250 | 25 x 48 x 16mm | 27 x 48 x 14mm |

| YAMAHA | | | |
|---------|--------|------------------|----------------|
| 31-5817 | SSY080 | 25 x 43 x 11mm | 30 x 48 x 12mm |
| 31-5832 | SSY125 | 25 x 48 x 13mm | 30 x 48 x 13mm |
| 31-5833 | SSY500 | 25 x 48 x 15.2mm | 30 x 48 x 15mm |

SWINGARM NEEDLE BEARINGS

High-quality replacement bearings. **Made in Japan** to OEM specifications. Sold in sets. Some applications require two pairs. **NOTE: See Applications on page 278**

| HONDA | | | |
|---------|---------------|--------------------|------|
| K&L P/N | OEM Reference | Bearing Dimensions | Qt |
| 31-2234 | 91071-MJ0-004 | 22 x 29 x 30mm | pk/2 |
| 31-0823 | 91071-MA0-003 | 20 x 26 x 30mm | pk/2 |
| 31-0825 | 91066-MC7-004 | 17 x 40 x 18mm | pk/2 |

| KAWASAKI | | | |
|----------|------------|----------------|------|
| 31-2234 | 92046-1174 | 22 x 29 x 30mm | pk/2 |
| 31-0833 | 92046-1214 | 22 x 28 x 12mm | pk/4 |
| 31-0828 | 92046-1115 | 22 x 28 x 16mm | pk/4 |
| 31-2233 | 92046-1035 | 25 x 33 x 30mm | pk/2 |

| SUZUKI | | | |
|---------|-------------|----------------|------|
| 31-2234 | 09263-22017 | 22 x 29 x 30mm | pk/2 |
| 31-2233 | 09263-25024 | 25 x 33 x 30mm | pk/2 |

| YAMAHA | | | |
|---------|----------------|-------------------|------|
| 31-0825 | 93332-00010-00 | 17 x 40 x 13.25mm | pk/2 |
| 31-0830 | 93317-32231-00 | 22 x 28 x 20mm | pk/2 |
| 31-0831 | 93317-22262-00 | 22 x 28 x 16mm | pk/4 |

Toll Free: 800-727-6767
www.klsupply.com

STEERING STEM & SWINGARM BEARING/BUSHINGS

STEERING and SWINGARM BEARING APPLICATIONS

| HONDA Street Application | Year | Steering Bearings | Swingarm Bearings |
|------------------------------|-------|-------------------|-------------------|
| MB5-50 | 1982 | 31-5815 | — |
| NSF50F | 1990 | 31-5815 | — |
| CB/CL100/K1/K2 | 70-72 | 31-5815 | — |
| CL100S1/S2/S3 Scrambler | 71-73 | 31-5815 | — |
| CB125S/S1/S2 | 73-75 | 31-5815 | — |
| CB125S | 1976 | 31-5815 | — |
| CB125S | 78-82 | 31-5815 | — |
| CB125S | 84-85 | 31-5815 | — |
| CB125TT | 1990 | 31-5815 | — |
| MT125R/RII Roadracer | 77-78 | 31-5815 | — |
| CM185T Twinstar | 78-79 | 31-5815 | — |
| CM200T Twinstar | 80-82 | 31-5815 | — |
| CB250 Nighthawk | 91-01 | 31-5815 | — |
| CM250C Custom | 82-83 | 31-5815 | — |
| CMX250C/CD Rebel 250 | 85-87 | 31-5815 | — |
| CMX250C | 96-01 | 31-5815 | — |
| CMX250C2 | 99-00 | 31-5815 | — |
| VTR250 Interceptor | 1988 | 31-5830 | 31-0825 |
| VTR250 Interceptor | 89-90 | 31-2219 | 31-0825 |
| CB350F/F1 | 73-74 | 31-5830 | — |
| CB350G | 1973 | 31-5830 | — |
| CB350/K2~K4 | 68-72 | 31-5830 | — |
| CL350/K2~K4 | 68-73 | 31-5830 | — |
| SL350/K2/K3 | 69-73 | 31-5830 | — |
| CB360/G | 1974 | 31-5830 | — |
| CB360T | 75-76 | 31-5830 | — |
| CJ360T | 76-77 | 31-5830 | — |
| CL360/K1 | 74-75 | 31-5830 | — |
| CB400A Automatic | 1978 | 31-5830 | — |
| CB400F Super Sport | 75-77 | 31-5830 | — |
| CB400F CB-1 | 89-90 | 31-2224 | — |
| CB400TI/TII Hawk | 78-79 | 31-5830 | — |
| CB400T Hawk | 80-81 | 31-5830 | — |
| CM400A Automatic | 79-81 | 31-5830 | — |
| CM400C Custom | 1981 | 31-5830 | — |
| CM400E | 80-81 | 31-5830 | — |
| CM400T | 79-81 | 31-5830 | — |
| CB450-(4 Speed) | 65-68 | 31-5830 | — |
| CB450/K1~K7 | 68-74 | 31-5830 | — |
| CB450SC Nighthawk | 82-83 | 31-5830 | — |
| CB450SC Nighthawk | 85-86 | 31-5830 | — |
| CB450T Hawk | 1982 | 31-5830 | — |
| CL450/K2~K6 | 68-74 | 31-5830 | — |
| CM450A Automatic | 82-83 | 31-5830 | — |
| CM450C Custom | 1982 | 31-5830 | — |
| CM450E | 82-83 | 31-5830 | — |
| CMX450C Rebel | 86-87 | 31-2219 | — |
| CB500/K1/K2 | 71-73 | 31-5830 | 31-6923-(kit) |
| CB500T | 75-76 | 31-5830 | — |
| CX500 | 78-79 | 31-5830 | — |
| CX500C Custom | 79-82 | 31-5830 | — |
| CX500D | 79-81 | 31-5830 | — |
| CX500TC Turbo | 1982 | 31-2219 | 31-0825 |
| FT500 Ascot | 82-83 | 31-5830 | — |
| GB500 | 89-90 | 31-5830 | — |
| GL500 Silverwing | 81-82 | 31-5830 | — |
| GL500I Silverwing Interstate | 81-82 | 31-5830 | — |
| VF500C Magna | 84-85 | 31-2219 | 31-0825 |
| VF500F Interceptor | 84-86 | 31-2219 | 31-0825 |
| VT500C Shadow | 83-84 | 31-5830 | — |
| VT500C Shadow | 85-86 | 31-2219 | — |
| VT500FT Ascot | 83-84 | 31-5830 | — |
| CB550F Super Sport | 75-77 | 31-5830 | 31-6923-(kit) |
| CB550K/K1 | 74-76 | 31-5830 | 31-6923-(kit) |
| CB550K | 77-78 | 31-5830 | 31-6923-(kit) |
| CB550SC Nighthawk | 1983 | 31-5830 | — |
| CBR600F Hurricane | 87-90 | 31-2224 | — |

| HONDA Street Application | Year | Steering Bearings | Swingarm Bearings |
|------------------------------|-------|-------------------|-------------------|
| CBR600F2 Hurricane | 91-94 | 31-2224 | — |
| CBR600F3 Hurricane | 95-98 | 31-2224 | — |
| CBR600SE Hurricane | 1998 | 31-2224 | — |
| CBR600SJR | 1996 | 31-2224 | — |
| CBR600F4 Hurricane | 99-01 | 31-2224 | — |
| CBR600RR | 03-04 | 31-2224 | — |
| VT600C/CD/CD2 Shadow | 88-01 | 31-2219 | — |
| CB650 SOHC | 79-82 | 31-5830 | — |
| CB650SC Nighthawk | 82-85 | 31-5830 | — |
| CX650C | 1983 | 31-5830 | — |
| CX650T Turbo | 1983 | 31-2219 | 31-0825 |
| GL650 Silverwing | 1983 | 31-5830 | — |
| GL650I Silverwing Interstate | 1983 | 31-5830 | — |
| NT650 Hawk GT | 88-91 | 31-2224 | — |
| CB700SC Nighthawk | 84-86 | 31-2219 | — |
| VF700C Magna | 84-86 | 31-2219 | 31-0825 |
| VF700C Magna | 1987 | 31-2219 | — |
| VF700F Interceptor | 84-85 | 31-2219 | — |
| VFR700F Interceptor | 1986 | 31-2224 | — |
| VFR700F2 Interceptor | 86-87 | 31-2224 | — |
| VF700S Sabre | 84-85 | 31-2219 | 31-0825 |
| VT700C Shadow | 84-85 | 31-5830 | — |
| VT700C Shadow | 86-87 | 31-2219 | — |
| CB750 Nighthawk | 91-01 | 31-2219 | — |
| CB750A Automatic | 76-78 | 31-5830 | 31-6923-(kit) |
| CB750C Custom | 80-82 | 31-2219 | — |
| CB750F Super Sport | 75-78 | 31-5830 | 31-6923-(kit) |
| CB750F Super Sport | 1979 | — | — |
| CB750F Super Sport | 80-82 | 31-2219 | — |
| CB750K | 69-70 | 31-5830 | — |
| CB750K | 71-78 | 31-5830 | 31-6923-(kit) |
| CB750K | 1979 | — | — |
| CB750K | 80-82 | 31-2219 | — |
| CB750L LTD | 1979 | — | — |
| CB750SC Nighthawk | 82-83 | 31-2219 | — |
| VF750C Magna | 82-83 | 31-2219 | 31-0825 |
| VF750C Magna | 1988 | 31-2219 | — |
| VF750C Magna | 94-01 | 31-2219 | — |
| VF750CD Magna | 95-96 | 31-2219 | — |
| VF750C2 Magna Deluxe | 97-01 | 31-2219 | — |
| VF750F Interceptor | 1983 | 31-2219 | 31-0823 |
| VF750F Interceptor | 1984 | 31-2219 | — |
| VF750S Sabre | 82-83 | 31-2219 | 31-0825 |
| VFR750F Interceptor | 1986 | 31-2224 | — |
| VFR750F | 90-97 | 31-2224 | — |
| VT750C Shadow | 83-85 | 31-5830 | — |
| VT750C/CD/CD2 Shadow | 98-01 | 31-2219 | — |
| PC800 Pacific Coast | 89-90 | 31-2219 | — |
| PC800 Pacific Coast | 94-98 | 31-2219 | — |
| VFR800FI Interceptor | 98-05 | 31-2224 | — |
| VT800C Shadow | 1988 | 31-2219 | — |
| CB900C Custom | 80-82 | 31-2219 | — |
| CB900F Super Sport | 81-82 | 31-2219 | — |
| CBR900RR | 93-99 | 31-2224 | — |
| CBR929RR | 00-01 | 31-2224 | — |
| CB1000 | 94-95 | 31-2219 | — |
| CB1000C Custom | 1983 | 31-2219 | — |
| CBR1000F Hurricane | 87-88 | 31-2219 | — |
| CBR1000F Hurricane | 90-91 | 31-2219 | — |
| CBR1000F Hurricane | 93-96 | 31-2219 | — |
| CBR1000RR | 04-05 | 31-2224 | — |
| CBX1000 | 1979 | — | 31-6926-(kit) |
| CBX1000 | 80-82 | 31-2219 | — |
| GL1000 Goldwing | 75-76 | 31-5830 | — |

SHOP EQUIP & TOOLS

HARD PARTS

CARB & FUEL

IGNITION/ELECTRICAL

CONTROL

SUSPENSION

ACCESSORIES

STEERING STEM & SWINGARM BEARING/BUSHINGS

| | | HONDA Street Application | | | | HONDA Dual Sport/Offroad Application | | | |
|------------------------------|-----------------------------|---------------------------------|--------------------------|--------------------------|--------------------------|---|--------------------------|---|--|
| | | Year | Steering Bearings | Swingarm Bearings | Year | Steering Bearings | Swingarm Bearings | | |
| SHOP EQUIP & TOOLS | GL1000L LTD | 1976 | 31-5830 | — | CRF50F | 04-05 | 31-5815 | — | |
| | GL1000 Goldwing | 77-79 | — | — | MR50/K1 Elsinore | 74-75 | 31-5815 | — | |
| | VF1000F Interceptor | 1984 | 31-2219 | — | Z50AK3/AK4/AK5 | 72-75 | 31-5815 | — | |
| | VF1000R | 85-86 | 31-2219 | — | Z50A Mini Trail 50 | 76-78 | 31-5815 | — | |
| | VTR1000F Super Hawk | 98-04 | 31-2224 | — | Z50R | 79-87 | 31-5815 | — | |
| | CB1100F Super Sport | 1983 | 31-2219 | — | Z50RD Special | 1986 | 31-5815 | — | |
| | CBR1100XX Blackbird | 97-03 | 31-2224 | — | CR60R | 1983 | 31-5815 | — | |
| | GL1100 Goldwing | 80-83 | 31-2219 | — | CL70/K1/K2/K3 Scrambler | 69-73 | 31-5815 | — | |
| | GL1100A Goldwing Aspencade | 82-83 | 31-2219 | — | CRF70F | 2004 | 31-5815 | — | |
| | GL1100L Goldwing Interstate | 80-83 | 31-2219 | — | CT70 Trail 70 | 69-71 | 31-5815 | — | |
| | ST1100 | 91-02 | 31-2219 | — | CT70H/HK1 Trail 70H | 70-73 | 31-5815 | — | |
| | ST1100A (ABS) | 92-02 | 31-2219 | — | CT70K1/K2/K3/K4 Trail 70 | 72-75 | 31-5815 | — | |
| | VF1100C Magna | 83-86 | 31-2219 | 31-0825 | CT70 Trail 70 | 76-82 | 31-5815 | — | |
| | VF1100S Sabre | 84-85 | 31-2219 | 31-0825 | SL70/K1 | 71-73 | 31-5815 | — | |
| | VT1100C Shadow 1100 | 85-86 | 31-2219 | 31-0825 | XL70 | 74-76 | 31-5815 | — | |
| VT1100C Shadow 1100 | 87-90 | 31-2219 | — | XL75 | 77-79 | 31-5815 | — | | |
| VT1100C Shadow 1100 | 92-96 | 31-2219 | — | XR75/K1/K2 | 73-75 | 31-5815 | — | | |
| VT1100C Shadow 1100 Spirit | 97-01 | 31-2219 | — | XR75 | 76-78 | 31-5815 | — | | |
| VT1100C2 Shadow ACE | 95-99 | 31-2219 | — | CR80R | 80-81 | 31-5815 | — | | |
| VT1100C2 Shadow Sabre | 2000 | 31-2219 | — | CR80R | 87-91 | 31-2220 | — | | |
| VT1100C2-2 ACE | 1997 | 31-2219 | — | CR80R | 92-02 | 31-2268 | — | | |
| VT1100C3 Shadow Aero | 98-00 | 31-2219 | — | CR80RB Expert | 96-02 | 31-2268 | — | | |
| VT1100D2 ACE | 1999 | 31-2219 | — | XL80S | 80-85 | 31-5815 | — | | |
| VT1100T ACE Tourer | 98-00 | 31-2219 | — | XR80 | 79-84 | 31-5815 | — | | |
| GL1200 Goldwing | 1984 | 31-2219 | — | XR80R | 85-03 | 31-5815 | — | | |
| GL1200A/I/L/SEi | 84-87 | 31-2219 | — | CR85R,RB | 03-05 | 31-2268 | — | | |
| ST1300/A | 02-03 | 31-2224 | — | CT90 Trail 90 | 66-68 | 31-5815 | — | | |
| VTX1300 | 03-05 | 31-2224 | — | CT90K1~K6 Trail 90 | 69-75 | 31-5815 | — | | |
| GL1500 Goldwing A/I/SE | 88-00 | 31-2219 | — | CT90 Trail 90 | 76-79 | 31-5815 | — | | |
| GL1500C Valkyrie | 97-00 | 31-2219 | — | SL90 Motosport | 1969 | 31-5815 | — | | |
| GL1500CT Valkyrie Tourer | 97-00 | 31-2219 | — | ST90/K1/K2 TrailSport 90 | 73-75 | 31-5815 | — | | |
| GL1500CF Valkyrie Interstate | 99-01 | 31-2219 | — | CRF100F | 04-05 | 31-5815 | — | | |
| GL1800 Goldwing | 01-05 | 31-2229 | — | SL100/K1/K2/K3 Motosport | 70-73 | 31-5815 | — | | |
| GL1800A Goldwing Aspencade | 01-05 | 31-2229 | — | XL100/K1 | 74-75 | 31-5815 | — | | |
| VTX1800C | 01-04 | 31-2219 | — | XL100 | 76-78 | 31-5815 | — | | |
| | | | | XL100S | 79-85 | 31-5815 | — | | |
| | | | | XR100 | 81-84 | 31-5815 | — | | |
| | | | | XR100R | 85-03 | 31-5815 | — | | |
| | | | | CT110 Trail 110 | 80-84 | 31-5815 | — | | |
| | | | | CT110 Trail 110 | 1986 | 31-5815 | — | | |
| | | | | CR125M/M1 Elsinore | 74-78 | 31-5815 | — | | |
| | | | | CR125R | 79-80 | — | — | | |
| | | | | CR125R | 1981 | — | 31-0823 | | |
| | | | | CR125R | 82-83 | 31-2220 | 31-0823 | | |
| | | | | CR125R | 84-85 | 31-2230 | 31-0823 | | |
| | | | | CR125R | 86-88 | 31-2230 | — | | |
| | | | | CR125R | 1989 | 31-2230 | — | | |
| | | | | CR125R | 90-92 | — | — | | |
| | | | | CR125R | 93-94 | 31-2226 | 31-2234 | | |
| | | | | CR125R | 95-97 | 31-2264 | 31-2234 | | |
| | | | | CR125R | 98-05 | 31-2226 | — | | |
| | | | | CT125 Trail 125 | 1977 | 31-5815 | — | | |
| | | | | MT125K Elsinore | 74-76 | 31-5815 | — | | |
| | | | | NX125 | 88-90 | 31-2220 | 31-0823 | | |
| | | | | SL125/K1/K2 Motosport | 71-73 | 31-5815 | — | | |
| | | | | TL125/K1/K2/S Trials | 73-76 | 31-5815 | — | | |
| | | | | XL125/K1 | 74-75 | 31-5815 | — | | |
| | | | | XL125S | 76-82 | 31-5815 | — | | |
| | | | | XL125S | 84-85 | 31-5815 | — | | |
| | | | | MR175K Elsinore | 75-77 | 31-5815 | — | | |
| | | | | XL185S | 79-83 | 31-5815 | — | | |
| | | | | XR185 | 1979 | 31-5815 | — | | |
| | | | | XL200R | 83-84 | 31-2220 | — | | |
| | | | | XR200 (2 shock) | 80-84 | 31-5815 | — | | |
| | | | | XR200R Prolink | 81-87 | 31-2220 | 31-0823 | | |
| | | | | XR200R | 1988 | 31-2230 | — | | |
| | | | | XR200R | 90-04 | 31-2230 | — | | |
| | | | | CR250R | 78-80 | — | — | | |
| | | | | CR250R | 81-85 | 31-2220 | 31-0823 | | |

STEERING STEM & SWINGARM BEARING/BUSHINGS

| HONDA Dual Sport/Offroad Application | Year | Steering Bearings | Swingarm Bearings |
|---|-------------|--------------------------|--------------------------|
| CR250R | 86-88 | 31-2230 | — |
| CR250R | 1989 | 31-2230 | — |
| CR250R | 90-91 | — | — |
| CR250R | 92-94 | 31-2226 | 31-2234 |
| CR250R | 95-96 | 31-2264 | 31-2234 |
| CR250R | 97-05 | 31-2226 | 31-2234 |
| CRF250R | 04-05 | 31-2226 | — |
| NX250 | 88-90 | 31-2230 | 31-0823 |
| XL250R | 82-87 | 31-2220 | 31-0823 |
| XR250L | 91-96 | 31-2230 | — |
| XR250R | 81-82 | 31-2220 | 31-0823 |
| XR250R | 84-87 | 31-2230 | 31-0823 |
| XR250R | 88-91 | 31-2220 | — |
| XR250R | 92-04 | 31-2230 | — |
| XL350R | 84-85 | 31-2220 | 31-0823 |
| XR350R | 83-85 | 31-2220 | 31-0823 |
| XR400R | 97-04 | 31-2220 | — |
| CR450R | 1981 | 31-2220 | 31-0823 |
| CRF450R Offroad 4-stroke | 02-05 | 31-2226 | 31-2234 |
| CR480R | 82-83 | 31-2220 | 31-0823 |
| CR500R | 84-85 | 31-2230 | 31-0823 |
| CR500R | 86-88 | 31-2230 | — |
| CR500R | 1989 | 31-2230 | — |
| CR500R | 90-01 | — | — |
| XL500S | 1981 | — | — |
| XL500R | 1982 | 31-2220 | 31-0823 |
| XR500R | 81-84 | 31-2220 | 31-0823 |
| XL600R | 83-87 | 31-2220 | 31-0823 |
| XL600V Transalp | 89-90 | 31-2230 | — |
| XR600R | 85-87 | 31-2220 | 31-0823 |
| XR600R | 88-00 | 31-2230 | — |
| NX650 | 88-89 | 31-2230 | — |
| XR650L | 93-05 | 31-2230 | — |

| KAWASAKI Street | Year | Steering Bearings | Swingarm Bearings |
|---------------------------------|-------------|--------------------------|--------------------------|
| EL250B2/B3 Eliminator | 88-89 | 31-5834 | — |
| EL250E3 250HS Eliminator | 91-93 | 31-5834 | — |
| EX250E1/E2 Ninja 250R | 86-87 | 31-5834 | — |
| EX250F6-F18 Ninja 250R | 92-05 | 31-5834 | — |
| KZ250L1 CSR | 1982 | — | 31-0828 |
| KZ250W1 LTD | 1983 | — | 31-0828 |
| S1A/B/C-250 (2-stroke triple) | 73-75 | 31-5816 | — |
| KH250A5 (2-stroke triple) | 1976 | 31-5816 | — |
| EX305B1 GPz | 1983 | 31-5816 | 31-0828 |
| KZ305A1/A2 CSR | 81-82 | 31-5816 | 31-0828 |
| KZ305B1 CSR Belt | 1982 | 31-5816 | 31-0828 |
| KZ305B2/B3 LTD Belt | 87-88 | 31-5816 | 31-0828 |
| S2/S2A 350 (2-stroke triple) | 72-73 | 31-5816 | — |
| S3/A-400 (2-stroke triple) | 74-75 | 31-5816 | — |
| KH400 (2-stroke triple) | 76-78 | 31-5816 | — |
| KZ400A1/A2 Deluxe | 77-78 | 31-5816 | — |
| KZ400B1/B2 | 78-79 | 31-5816 | 31-0828 |
| KZ400C1 | 1978 | 31-5816 | 31-0828 |
| KZ400/D/D3/D4 | 74-77 | 31-5816 | — |
| KZ400H1 LTD | 1979 | 31-5816 | 31-0828 |
| KZ400S/S2/S3 Special | 75-77 | 31-5816 | — |
| KZ440A1/A2/A3/A4 LTD | 80-83 | 31-5816 | 31-0828 |
| KZ440B1/B2 | 80-81 | 31-5816 | 31-0828 |
| KZ440D1~D5 LTD Belt | 80-83 | 31-5816 | 31-0828 |
| KZ440G1 Belt | 1982 | 31-5816 | — |
| EN450A1~A6 LTD 454 | 85-90 | 31-2222 | 31-0828 |
| H1C/D/E/F-500 (2-stroke triple) | 72-75 | 31-5816 | — |
| KH500A8 2-stroke triple | 1976 | 31-5816 | — |
| EN500A1~A6 Vulcan 500 | 90-96 | 31-2222 | 31-0828 |
| EN500C1~C6 Vulcan 500 LTD | 96-05 | 31-2222 | 31-2234 |
| EX500A1~A7 | 87-93 | 31-5834 | — |
| EX500D1~D12 Ninja 500R | 94-05 | 31-5834 | — |
| KZ550A1/A2/A3/A4 | 80-83 | 31-5834 | 31-0828 |

| KAWASAKI Street Application | Year | Steering Bearings | Swingarm Bearings |
|------------------------------------|-------------|--------------------------|--------------------------|
| KZ550C1/C2/C3/C4 LTD | 80-83 | 31-5834 | 31-0828 |
| KZ550D1 GPz | 1981 | 31-5834 | 31-0828 |
| KZ550H1/H2 GPz | 82-83 | 31-2222 | 31-2233 |
| KZ550F1/F2 Spectre & LTD | 83-84 | 31-2222 | — |
| KZ550M1 LTD | 1983 | 31-2222 | — |
| ZR550B1/B2/B3/B4 Zephyr | 90-93 | 31-2222 | 31-2233 |
| ZX550A1/A2 GPz | 84-85 | 31-2222 | — |
| ZX600A1/A2/A3 Ninja 600R | 85-87 | 31-2222 | — |
| ZX600B1 Ninja 600RX | 1987 | 31-2222 | — |
| ZX600C1~C10 Ninja 600R | 88-97 | 31-2222 | 31-2233 |
| ZX600D1/D2/D3/D4 Ninja ZX-6 | 90-93 | 31-2222 | — |
| ZX600E1~E12 Ninja ZX-6 | 93-04 | 31-2222 | — |
| ZX600F1/F2/F3 Ninja ZX-6R | 95-97 | 31-2222 | — |
| ZX636B1/B2 | 03-04 | 31-2216 | — |
| EJ650A2/A3 W650 | 00-01 | 31-2222 | 31-2233 |
| KZ650B1/B2/B2A/B3 | 77-79 | 31-5834 | — |
| KZ650C1/C2/C3 Custom | 77-79 | 31-5834 | — |
| KZ650D1/D1A/D2 SR | 78-79 | 31-5834 | — |
| KZ650E1/F1 | 1980 | 31-5834 | 31-0828 |
| KZ650H1/H2/H3 CSR | 81-83 | 31-5834 | 31-0828 |
| KZ700A1 | 1984 | 31-2222 | 31-0828 |
| ZN700A1/A2 LTD | 84-85 | 31-2222 | — |
| H2/A/B/C-750 triple | 72-75 | 31-5816 | — |
| KZ750B1/B2 (2-cylinder) | 76-77 | 31-5834 | — |
| KZ750B3/B4 (2-cylinder) | 78-79 | 31-5834 | 31-0828 |
| KZ750E1/E2/E3 | 80-82 | 31-5834 | 31-0828 |
| KZ750F1 LTD | 1983 | 31-2222 | — |
| KZ750G1 LTD (2-cylinder) | 1980 | 31-5834 | 31-0828 |
| KZ750H1/H2/H3/H4 LTD | 80-83 | 31-5834 | 31-0828 |
| KZ750K1/K2 LTD (2-cylinder) | 83-84 | 31-5834 | 31-2233 |
| KZ750L3 | 1983 | 31-2222 | 31-0828 |
| KZ750M1 CSR (2-cylinder) | 1982 | 31-5834 | 31-2233 |
| KZ750N1/N2 Spectre | 82-83 | 31-2222 | — |
| KZ750R1 GPz | 1982 | 31-2222 | 31-0828 |
| VN750A2-A21 | 86-05 | 31-2222 | — |
| ZR750C1/C2/C3 C4 Zephyr | 91-95 | 31-2222 | — |
| ZR750F2 ZR-7 | 00-03 | 31-2222 | — |
| ZX750A1/A2/A3 GPz | 83-85 | 31-2222 | 31-2233 |
| ZX750E1/E2 GPz Turbo | 84-85 | 31-2222 | 31-2233 |
| ZX750F1/F2/F3/F4 Ninja 750R | 87-90 | 31-2222 | 31-2233 |
| ZX750H1/H2 Ninja ZX-7 | 89-90 | 31-2222 | — |
| ZX750 Ninja ZX-7/ ZX-7R | 91-95 | 31-2216 | — |
| ZX750N1/N2 Ninja ZX-7RR | 96-97 | 31-2216 | — |
| ZX750P1~P6 ZX-7R | 96-01 | 31-2216 | — |
| VN800A1~A7 Vulcan 800 | 95-05 | 31-2222 | 31-2234 |
| VN800B1~B6 Vulcan 800 Classic | 96-05 | 31-2222 | 31-2234 |
| VN800C Vulcan 800 Drifter | 99-01 | 31-2222 | 31-2234 |
| Z1/A/B-900 | 73-75 | 31-5834 | 31-6924-(kit) |
| KZ900A4/A5 | 76-77 | 31-5834 | 31-6924-(kit) |
| KZ900B1 LTD | 1976 | 31-5834 | 31-6924-(kit) |
| ZL900A1/A2 Eliminator | 85-86 | 31-2222 | — |
| ZX900A1/A2/A3 Ninja 900R | 84-86 | 31-2222 | 31-2233 |
| ZX900B1/B2/B3/B4 Ninja ZX-9R | 94-97 | 31-2216 | — |
| ZX900C1/C2 Ninja ZX-9R | 98-99 | 31-2216 | — |
| KZ1000A1/A2/A2A | 77-78 | 31-5834 | 31-0828 |
| KZ1000A3/A3A/A4 MKII | 79-80 | 31-5834 | 31-0828 |
| KZ1000B1/B2/B3/B4 LTD | 77-80 | 31-5834 | 31-0828 |
| KZ1000C Police | 78-81 | 31-5834 | 31-0828 |
| KZ1000D1 Z1R | 1978 | 31-5834 | 31-0828 |
| KZ1000D3 Z1R | 1980 | 31-5834 | 31-0828 |
| KZ1000E1/E2 Shaft ST | 79-80 | — | — |
| KZ1000G1 LTD Classic | 1980 | 31-5834 | 31-0828 |
| KZ1000J1/J2/J3 | 81-83 | 31-2222 | 31-2233 |
| KZ1000K1/K2 LTD | 81-82 | 31-2222 | 31-2233 |
| KZ1000M1/M2 CSR | 81-82 | 31-2222 | 31-2233 |
| KZ1000P1~P21 Police | 82-02 | 31-2222 | 31-2233 |

SHOP EQUIP & TOOLS

HARD PARTS

CARB & FUEL

IGNITION/ELECTRICAL

CONTROL

SUSPENSION

ACCESSORIES

STEERING STEM & SWINGARM BEARING/BUSHINGS

SHOP EQUIP & TOOLS

HARD PARTS

CARB & FUEL

IGNITION/ELECTRICAL

CONTROL

SUSPENSION

ACCESSORIES

| KAWASAKI Street Application | | | |
|------------------------------------|-------|-------------------|-------------------|
| Application | Year | Steering Bearings | Swingarm Bearings |
| KZ1000R1 /R2 Replica | 82-83 | 31-2222 | 31-2233 |
| ZG1000A1~A20 Concours | 86-05 | 31-2222 | — |
| ZL1000A1 Eliminator | 1987 | 31-2222 | — |
| ZR1000A1 Z1000 | 03-05 | 31-2216 | — |
| ZX1000A1 /A2 Ninja 1000R | 86-87 | 31-2222 | 31-2233 |
| ZX1000B1 /B2 /B3 Ninja ZX-10 | 88-90 | 31-2222 | — |
| ZX1000C1-C2 ZX-10 | 04-05 | 31-2216 | — |
| KZ1100A1 /A2 /A3 Shaft | 81-83 | 31-2222 | — |
| KZ1100B1 /B2 GPz | 81-82 | 31-2222 | 31-2233 |
| KZ1100D1 /D2 Spectre | 82-83 | 31-2222 | — |
| KZ1100L1 LTD | 1983 | 31-2222 | — |
| ZN1100B1 /B2 LTD Shaft | 84-85 | 31-2222 | — |
| ZR1100A1~A4 | 92-95 | 31-2222 | — |
| ZR1100C3 /C4 ZRX | 99-00 | 31-2222 | — |
| ZX1100A1 /A2 GPz | 83-84 | 31-2222 | 31-2233 |
| ZX1100D1~D9 Ninja ZX-11 | 93-01 | 31-2216 | — |
| ZG1200A1 Voyager XII | 1986 | 31-2218 | — |
| ZG1200B1~B15 Voyager XII | 87-01 | 31-2218 | — |
| ZX1200C1-C4 | 02-05 | 31-2216 | — |
| KZ1300A1 /A2 /A3 /A4 | 79-82 | — | — |
| KZ1300B2 Touring | 1980 | — | — |
| ZN1300A1~A6 Voyager | 83-88 | — | — |
| VN1500A1~A9 Vulcan 88 | 87-95 | 31-2222 | 31-2233 |
| VN1500A10~A12 Vulcan 1500 | 96-98 | 31-2222 | 31-2233 |
| VN1500B Vulcan 88 SE | 87-90 | 31-2222 | 31-2233 |
| VN1500C3 /C4 Vulcan 1500L | 96-97 | 31-2222 | 31-2233 |
| VN1500D1 /D2 Vulcan Classic | 96-97 | 31-2222 | — |
| VN1500E1~E7 Vulcan Classic | 98-04 | 31-2222 | — |
| VN1500G Nomad | 99-01 | 31-2216 | — |
| VN1500J1 /J2 /R1 Vulcan Drifter | 99-01 | 31-2216 | — |
| VN1500L1-L5 Vulcan Nomad F.I. | 00-04 | 31-2216 | — |
| VN1500N Vulcan Classic F.I. | 00-01 | 31-2216 | — |
| VN1600A /B | 03-05 | 31-2216 | — |
| VN2000A1-A2 | 04-05 | 31-2216 | — |
| VN2000D1 | 2005 | 31-2216 | — |
| KAWASAKI ATV | | | |
| KXT250A1 /A2 /B1 /B2 Tecate 3 | 84-87 | 31-2218 | — |
| KAWASAKI Dual Sport/Offroad | | | |
| KX125B1 /B2 /C1 /D1 /E1 /E2 | 82-87 | 31-2218 | — |
| KX125F1 /G1 /H1 /H2 | 88-91 | 31-2218 | — |
| KX125J1 /J2 /K1 /K2 | 92-95 | 31-2237 | 31-0833 |
| KX125K3 /K4 /K5 /L1 /L2 /L3 /L4 | 96-02 | 31-2237 | 31-2234 |
| KX125M1 /M2 /M3 | 03-05 | 31-2237 | 31-2234 |
| KDX200 ALL | 83-04 | 31-2218 | — |
| KDX220A4~A11 | 97-04 | 31-2218 | — |
| KDX250A1 /B1 /B2 /B3 /B4 | 80-84 | 31-2218 | — |
| KL250D2~D22 KLR250 | 85-05 | 31-2222 | — |
| KL250G Super Sherpa | 00-03 | 31-2222 | 31-2234 |
| KLX250D2 /D3 /D4 | 94-96 | 31-2218 | — |
| KX250B1 /C1 /C2 | 82-84 | 31-2218 | — |
| KX250 | 85-91 | 31-2218 | — |
| KX250J1 /J2 /K1 /K2 | 92-95 | 31-2237 | 31-0833 |
| KX250K3 /K4 /K5 /L1 /L2 /L3 /L4 | 96-02 | 31-2237 | 31-2234 |
| KX250M1 /M2 /M3 | 03-05 | 31-2237 | 31-2234 |
| KX250N1 /N2 KX250F | 04-05 | 31-2237 | 31-2234 |
| KLX300A2~A10 | 97-05 | 31-2218 | — |
| KDX420B1 | 1981 | 31-2218 | — |
| KX420A1 /A2 | 80-81 | 31-2218 | — |
| KDX450A1 | 1982 | 31-2218 | — |
| KX500A /B /C /D /E | 83-04 | 31-2218 | — |
| KL600A1 /B1 /B2 KLR600 | 84-86 | 31-2222 | — |
| KL650A1~A19 KLR650 | 87-05 | 31-2222 | — |
| KL650B2 Tengai KLR | 1990 | 31-2222 | — |
| KLX650A1 /A2 /A3 Offroad | 93-95 | 31-2218 | 31-0833 |
| KLX650C Dual Sport | 93-96 | 31-2218 | 31-0833 |
| KLX650D1 Offroad | 1996 | 31-2218 | 31-0833 |

| SUZUKI Street Application | | | |
|----------------------------------|-------|-------------------|-------------------|
| Application | Year | Steering Bearings | Swingarm Bearings |
| GN250Z /D /F | 82-85 | 31-2218 | — |
| GN250J | 1988 | 31-2218 | — |
| GS250TT /TX | 80-81 | 31-5835 | 31-2234 |
| GT250A /B Hustler | 76-77 | 31-5835 | — |
| GS300LZ /LD /LF | 82-85 | 31-5835 | 31-2234 |
| GT380K /L /M /A /B Sebring | 73-77 | 31-5835 | — |
| GN400T /XT /XX /TX /TZ | 80-82 | 31-2218 | 31-2234 |
| GS400B /XB /C /XC | 77-78 | 31-5835 | 31-2234 |
| GSF400M /N /P Bandit | 91-93 | 31-2218 | 31-2233 |
| GS425N /EN /LN | 1979 | 31-5835 | 31-2234 |
| GS450ET /EX /EZ /ED | 80-83 | 31-2218 | 31-2234 |
| GS450GA Automatic | 82-85 | 31-2218 | — |
| GS450LT /LX /LZ /LD | 80-83 | 31-2218 | 31-2234 |
| GS450LF /LG /LH /LJ | 85-88 | 31-2218 | 31-2234 |
| GS450ST /SX | 80-81 | 31-2218 | 31-2234 |
| GS450TX /TZ | 81-82 | 31-2218 | 31-2234 |
| GS450TXZ /TXD | 82-83 | 31-2218 | 31-2234 |
| GS500EK~K2 | 89-02 | 31-2218 | 31-2234 |
| GT500A /B Titan | 76-77 | 31-5835 | — |
| RE-5M /A Rotary | 75-76 | 31-5835 | — |
| GS550B /C /EC /N /EN | 77-79 | 31-5835 | 31-2234 |
| GS550ET | 1980 | 31-2218 | 31-2234 |
| GS550ED /ESD | 1983 | 31-2218 | 31-2233 |
| GS550ES3 /ESE /EF /ESF /ESG | 83-86 | 31-2218 | 31-2233 |
| GS550LN | 1979 | 31-5835 | 31-2234 |
| GS550LT /LX /LZ /LD | 80-83 | 31-2218 | 31-2234 |
| GS550LF /LG | 85-86 | 31-2218 | 31-2233 |
| GS550MZ Katana | 1982 | 31-2218 | 31-2234 |
| GS550TX | 1981 | 31-2218 | 31-2234 |
| GT550J /K /L /M /A /B Indy | 72-77 | 31-5835 | — |
| GSF600ST~SK2 Bandit | 96-02 | 31-2218 | — |
| GSX600FJ~FY /K1 Katana | 88-03 | 31-2218 | 31-2234 |
| GSX-R600WN /WP | 92-93 | 31-2218 | 31-2233 |
| GSX-R600V /W /X /Y /K1 /K2 | 97-03 | 31-2263 | — |
| GSX-R600K6-K8 | 06-08 | 31-2242 | — |
| RF600RR /RS /RT | 94-96 | 31-2218 | — |
| GR650D /XD Tempter | 1983 | 31-2218 | 31-2233 |
| GS650EX /EZ | 81-82 | 31-2218 | 31-2234 |
| GS650GX /GZ /GD | 81-83 | 31-2218 | — |
| GS650GLX /GLZ /GLD | 81-83 | 31-2218 | — |
| GS650MD Katana | 1983 | 31-2218 | — |
| LS650PS~PK2 Savage | 95-03 | 31-2218 | 31-2234 |
| SV650X /Y /K1 /K2 | 99-02 | 31-2218 | 31-2233 |
| XN85D Turbo | 1983 | 31-2218 | 31-2233 |
| GS700EF /ESF | 1985 | 31-2218 | 31-2233 |
| GV700GLF /GLF2 Madura | 1985 | 31-2218 | — |
| V5700G Intruder | 86-87 | 31-2218 | — |
| GS750B /C /EC /N /EN | 77-79 | 31-5835 | 31-2234 |
| GS750ET /EX /EZ | 80-82 | 31-2218 | 31-2234 |
| GS750ED /ESD | 1983 | 31-2218 | 31-2233 |
| GS750LN | 1979 | 31-5835 | 31-2234 |
| GS750LT /LX | 80-81 | 31-2218 | 31-2234 |
| GS750TZ /TD | 82-83 | 31-2218 | 31-2234 |
| GS750SD Katana | 1983 | 31-2218 | 31-2233 |
| GSX750FK~FK2 Katana | 89-03 | 31-2218 | 31-2234 |
| GSX-R750RG | 1986 | 31-2218 | — |
| GSX-R750G /H | 86-87 | 31-2218 | — |
| GSX-R750J~N | 88-92 | 31-2218 | 31-2233 |
| GSX-R750WP | 1993 | 31-2218 | 31-2233 |
| GSX-R750WR /WS | 94-95 | 31-2218 | — |
| GSX-R750T /V /W /X /Y /K1 /K2 | 96-03 | 31-2263 | — |
| GT750J /K Lemans | 72-73 | 31-5835 | — |
| VL800K1-K3 Volusia | 01-03 | 31-2218 | — |
| VS750GLPJ~GLPM Intruder | 88-91 | 31-2218 | — |
| VS800GLN~GLY /K1 Intruder | 92-01 | 31-2218 | — |
| VX800L /M /N /P | 90-93 | 31-2218 | 31-2233 |
| VZ800V /W /X /Y /K1 Marauder | 97-03 | 31-2218 | — |
| GS850GN /GT /GX /GZ /GD | 79-83 | 31-2218 | — |
| GS850GLT /GLX /GLZ /GLD | 80-83 | 31-2218 | — |

STEERING STEM & SWINGARM BEARING/BUSHINGS

| SUZUKI Street Application | | | |
|----------------------------------|-------|-------------------|-------------------|
| Application | Year | Steering Bearings | Swingarm Bearings |
| RF900RR~RV | 94-97 | 31-2218 | — |
| DL1000 V-Strom | 02-08 | 31-2242 | — |
| GS1000C/EC/N/EN | 78-79 | 31-2218 | 31-2233 |
| GS1000ET | 1980 | 31-2218 | 31-2233 |
| GS1000GT/GLT/GX/GLX | 80-81 | 31-2218 | — |
| GS1000LN | 1979 | 31-2218 | 31-2233 |
| GS1000SN/ST | 79-80 | 31-2218 | 31-2233 |
| GS1000SZ Katana | 1982 | 31-2218 | 31-2233 |
| GXS-R1000K1/K3 | 01-05 | 31-2263 | — |
| GXS-R1000K4/K8 | 06-08 | 31-2242 | — |
| TL1000SV/SW/SX/SY/SK1/SK2 | 97-01 | 31-2263 | — |
| TL1000RW/RX/RV/K1 | 98-03 | 31-2242 | — |
| GS1100ET/EX/EZ/ED/ESD | 80-83 | 31-2218 | 31-2233 |
| GS1100GZ/GLZ/GD/GLD | 82-83 | 31-2218 | — |
| GS1100GKZ/GK2/GKD/GKE | 82-84 | 31-2218 | — |
| GS1100LT | 1980 | 31-2218 | 31-2233 |
| GS1100SD Katana | 1983 | 31-2218 | 31-2233 |
| GXS1100FJ~FP Katana | 88-93 | 31-2218 | 31-2233 |
| GXS1100GM~GP Shaft | 91-93 | 31-2218 | 31-2233 |
| GXS-R1100G~N | 86-92 | 31-2218 | 31-2233 |
| GXS-R1100WP/WR | 93-94 | 31-2218 | 31-2233 |
| GXS-R1100WS~WW | 95-98 | 31-2218 | — |
| GS1150ES3/ESE/EF/ESF/EG | 83-86 | 31-2218 | 31-2233 |
| GSF1200SV~SY/SAV Bandit | 96-05 | 31-2218 | — |
| GV1200GLF/GLF2/GLG Madura | 85-86 | 31-2218 | — |
| GXS-1300R Hayabusa | 99-08 | 31-2242 | — |
| GV1400G Cavalcade LX | 86-87 | 31-2218 | — |
| GV1400GDG~GDJ Cavalcade LX | 86-88 | 31-2218 | — |
| GV1400GTG/GTH Cavalcade | 86-87 | 31-2218 | — |
| VS1400GLPH~GLPK2 Intruder | 87-03 | 31-2218 | 31-2234 |
| VL1500 Intruder | 98-03 | 31-2218 | — |

| SUZUKI ATV | | | |
|--------------------|-------|-------------------|-------------------|
| Application | Year | Steering Bearings | Swingarm Bearings |
| LT160EK/EL/EM/EN | 89-92 | — | 31-4963-(kit) |
| LT-F160 Quadrunner | 91-96 | — | 31-4963-(kit) |
| LT-F160 Quad | 97-03 | — | 31-4963-(kit) |
| LT230EH~EP | 87-93 | — | — |
| LT230SF/SG/SH/SJ | 85-88 | — | — |
| LT250SK/SL | 89-90 | — | — |

| SUZUKI Dual Sport/Offroad | | | |
|----------------------------------|-------|-------------------|-------------------|
| Application | Year | Steering Bearings | Swingarm Bearings |
| RM80M/N/P/R/S/ | 91-05 | — | — |
| RM85L | 02-05 | — | — |
| TTR90 | 00-03 | 31-5817 | — |
| RM100N/T/X | 79-81 | 31-5832 | — |
| DR125SER/SES/SET Dual Sport | 94-96 | 31-2218 | — |
| RM125/A/B/C | 75-78 | 31-5835 | — |
| RM125N/T | 79-80 | 31-5832 | — |
| RM125J | 1988 | 31-2218 | — |
| RM125N~K3 | 92-03 | — | 31-2234 |
| PE175C/N | 78-79 | 31-5835 | — |
| PE175 | 80-84 | 31-2218 | — |
| RS175T/X/Z | 80-82 | 31-2218 | — |
| DR200SET~SEK3 Dual Sport | 96-03 | 31-2218 | — |
| DR250L/M/N/P Offroad | 90-93 | 31-2218 | 31-2234 |
| DR250SL~SES Dual Sport | 90-95 | 31-2218 | 31-2234 |
| PE250C | 1978 | 31-5835 | — |
| PE250N | 1979 | 31-5835 | — |
| PE250T/X | 80-81 | 31-2218 | — |
| RM250A/B/C | 76-78 | 31-5835 | — |
| RM250C2 | 1978 | 31-5835 | — |
| RM250N/T | 79-80 | 31-5832 | — |
| RM250J | 1988 | 31-2218 | — |
| RM250K~K3 | 89-03 | — | 31-2234 |
| RMX250K~W | 89-98 | — | 31-2234 |
| RM-Z250K4/K5 | 04-06 | 31-2237 | 31-2234 |
| RS250T/X | 80-81 | 31-2218 | — |
| SP250Z/D | 82-83 | — | — |

| SUZUKI Dual Sport/Offroad Application | | | |
|--|-------|-------------------|-------------------|
| Application | Year | Steering Bearings | Swingarm Bearings |
| SP250F | 1985 | — | — |
| TM250J/K/L/M | 72-75 | 31-5835 | — |
| TS250 | 70-79 | 31-5835 | — |
| DR350L~X Offroad | 90-99 | 31-2218 | 31-2234 |
| DR350S Dual Sport | 90-99 | 31-2218 | 31-2234 |
| DR370C/N | 78-79 | — | — |
| RM370A/B | 76-77 | 31-5835 | — |
| SP370C/N Dual Sport | 78-79 | 31-5835 | — |
| DR400T | 1980 | 31-2218 | — |
| DR-Z400E/Y Offroad | 00-03 | — | 31-2234 |
| DR-Z400S Dual Sport | 00-03 | — | 31-2234 |
| PE400T/X | 80-81 | 31-2218 | — |
| RM400C | 1978 | 31-5835 | — |
| RM400N/T | 79-80 | 31-5832 | — |
| SP400T Dual Sport | 1980 | 31-5835 | — |
| TM400 | 73-75 | 31-5835 | — |
| TS400 | 73-77 | 31-5835 | — |
| DR500X/Z/D | 81-83 | 31-2218 | — |
| RM500D/E | 83-84 | — | — |
| SP500X/Z/D Dual Sport | 81-83 | 31-2218 | — |
| SP600F Dual Sport | 1985 | — | — |
| DR650S Dual Sport | 92-95 | 31-2218 | — |
| DR650S Dual Sport | 96-03 | — | 31-2234 |

| YAMAHA Street | | | |
|----------------------------|-------|-------------------|-------------------|
| Application | Year | Steering Bearings | Swingarm Bearings |
| RX50K/L 50 Special | 1983 | 31-5817 | — |
| RX50MK 50 Midnight Special | 1983 | 31-5817 | — |
| YSR50T/U/W/A/B/D | 87-92 | 31-5817 | — |
| RD60/A/B | 73-75 | 31-5817 | — |
| L5T/L5TA 100 | 69-70 | 31-5832 | — |
| RD125B/C | 75-76 | 31-5832 | — |
| TA125 (Race) | — | 31-5832 | — |
| TR2B-125 (Race) | 70-71 | 31-5832 | — |
| TZ125G (Race) | 1980 | 31-5832 | — |
| SR185H/J Exciter | 81-82 | 31-5817 | — |
| RD200A/B/C | 74-76 | 31-5832 | — |
| RD250/A/B | 73-75 | 31-5832 | 31-0905 |
| SR250G/H/J Exciter | 80-82 | 31-5832 | — |
| SR250TH Exciter II | 1981 | 31-5832 | — |
| SRX250T/TC | 1987 | 31-5832 | — |
| TD3/TR3 250 (Race) | 1972 | 31-5832 | — |
| TZ250 (Race) | 1973 | 31-5832 | — |
| TZ250C/D/E (Race) | 76-78 | 31-5832 | — |
| TZ250F/G/H/J (Race) | 79-82 | 31-2218 | — |
| XV250 Route 66 | 88-99 | 31-5832 | — |
| R5/B/C 350 | 70-72 | 31-5832 | — |
| RD350/A/B | 73-75 | 31-5832 | 31-0905-(kit) |
| RZ350L/N/NC/NCII | 84-85 | 31-5832 | — |
| TZ350/C/D/E (Race) | 74-78 | 31-5832 | — |
| XS360C/D/2D | 76-77 | 31-5832 | — |
| FZR400 | 88-90 | 31-2218 | — |
| RD400C/D/E/F | 76-79 | 31-5832 | 31-0905-(kit) |
| XS400D/E/F | 77-79 | 31-5832 | 31-0905-(kit) |
| XS400E2/F | 78-79 | 31-5832 | 31-0905-(kit) |
| XS400G/H Special II | 80-81 | 31-5832 | 31-0905-(kit) |
| XS400J/K Maxim | 82-83 | 31-5832 | — |
| XS400R/J/RK Seca | 82-83 | 31-5832 | — |
| XS400SG/SH Special | 80-81 | 31-5832 | 31-0905-(kit) |
| XS400SJ Heritage Special | 1982 | 31-5832 | 31-0905-(kit) |
| SR500E/F/G/H | 78-81 | 31-5817 | — |
| TX500/A | 73-74 | 31-5833 | — |
| XS500B/C/D/E | 75-78 | 31-5833 | — |
| XT500C~H Dual Sport | 76-81 | 31-5817 | — |
| XV500K Virago | 1983 | 31-5832 | — |
| XV535T/TC/U Virago | 87-01 | 31-5832 | — |

SHOP EQUIP & TOOLS

HARD PARTS

CARB & FUEL

IGNITION/ELECTRICAL

CONTROL

SUSPENSION

ACCESSORIES

STEERING STEM & SWINGARM BEARING/BUSHINGS

SHOP EQUIP & TOOLS

| YAMAHA Street Application | Year | Steering Bearings | Swingarm Bearings |
|----------------------------------|-------------|--------------------------|--------------------------|
| XJ550H/J/K Maxim | 81-83 | 31-5832 | 31-0905-(kit) |
| XJ550RH/RJ/RK Seca | 81-83 | 31-5832 | 31-0905-(kit) |
| XZ550RJ/RK Vision | 82-83 | 31-5833 | — |
| FJ600L/LC/N/NC | 84-85 | 31-5832 | — |
| FZ600S/SC/T/TC/U/UC | 86-88 | 31-5833 | — |
| FZ6 Fazer | 04-05 | 31-2218 | — |
| FZR600W/WC/AC | 89-90 | 31-2218 | — |
| FZR600RA/RAC-RL/RLC | 90-99 | 31-2218 | — |
| XJ600SD/SDC~SK/SKC Seca II | 92-98 | — | — |

HARD PARTS

| | | | |
|-----------------------------|-------|---------|---------------|
| SRX600S/SC | 1986 | 31-5833 | — |
| YX600S Radian | 86-90 | 31-5832 | — |
| YZF600RG/RGC~RR/RRC | 95-04 | 31-2218 | — |
| YZF-R6 | 99-05 | 31-2242 | — |
| YZF-R6 | 2007 | 31-5563 | — |
| XS1/XS1B/XS2 650 | 70-72 | 31-5833 | — |
| TX650/A | 73-74 | 31-5833 | — |
| X5650B/C/D/E/F/2F | 75-79 | 31-5833 | 31-0905-(kit) |
| X5650G/H Special II | 80-81 | 31-5833 | 31-0905-(kit) |
| X5650SE/SF/SG/SH | 78-81 | 31-5833 | 31-0905-(kit) |
| X5650SJ/SK Heritage Special | 82-83 | 31-5833 | 31-0905-(kit) |

CARB & FUEL

| | | | |
|------------------------|-------|---------|---|
| XJ650G/H/J/K Maxim | 80-83 | 31-5833 | — |
| XJ650LH Midnight Maxim | 1981 | 31-5833 | — |
| XJ650LJ/LK Seca Turbo | 82-83 | 31-5833 | — |
| XJ650RJ Seca | 1982 | 31-5833 | — |
| XV5650 V-Star, All | 98-06 | — | — |

IGNITION/ELECTRICAL

| | | | |
|----------------------------|-------|---------|---|
| FZ700T/TC | 1987 | 31-2218 | — |
| FZX700S/SC/T/TC Fazer | 86-87 | 31-2218 | — |
| XJ700N/NC/S/SC Maxim | 85-86 | 31-2218 | — |
| XJ700XN Maxim X (20 valve) | 85-86 | 31-2218 | — |
| XV700L/LC/N/NC Virago | 84-85 | 31-2218 | — |
| XV700CS/CSC/CT/CTC Virago | 86-87 | 31-2218 | — |
| XV700SS/SSC Virago | 1986 | 31-2218 | — |
| FZ750N/S/SC | 85-86 | 31-2218 | — |
| FZ750U/UC | 1988 | 31-2218 | — |
| FZR750RT/RU | 87-88 | 31-2218 | — |
| TX750/A | 73-74 | 31-5833 | — |
| XS750D/2D/E/F | 77-79 | 31-2218 | — |
| XS750SE/SF Special | 78-79 | 31-2218 | — |

CONTROL

| | | | |
|---------------------------|-------|---------|---|
| XJ750J/K Maxim | 82-83 | 31-5833 | — |
| XJ750MK Midnight Maxim | 1983 | 31-5833 | — |
| XJ750RH/RJ/RK Seca | 81-83 | 31-5833 | — |
| XV750H/J/K/MK Virago | 81-83 | 31-5833 | — |
| XV750MK Midnight Virago | 1983 | 31-5833 | — |
| XV750U/UC~G/GC Virago | 88-95 | 31-2218 | — |
| XV750H1/HC1/J1/J1C Virago | 96-97 | 31-2218 | — |
| YZF750RF/RFC | 1994 | — | — |
| YZF750RH/RHC~RK/RKC | 96-98 | — | — |
| TDM850D/DC/E/EC | 92-93 | 31-2218 | — |

SUSPENSION

| | | | |
|------------------------|-------|---------|---|
| XS850 Triple Series | 80-81 | 31-2218 | — |
| XJ900RK Seca | 1983 | 31-2218 | — |
| TDM900 | 03-05 | 31-2242 | — |
| XV920J/K/MK Virago | 82-83 | 31-5833 | — |
| XV920RH/RJ | 81-82 | 31-5833 | — |
| FZR1000T/TC~G/GC | 87-95 | 31-2218 | — |
| FZS1000N/ FZ1 | 01-04 | 31-2218 | — |
| FZS1000N/ FZ1 | 06-07 | 31-5563 | — |
| XV1000L/LC/N/NC Virago | 84-85 | 31-2218 | — |

ACCESSORIES

| | | | |
|---------------------|-------|---------|---|
| YZF1000RJ/RJC | 1997 | — | — |
| YZF1000RK/RKC | 1998 | 31-2263 | — |
| YZF-R1 | 98-06 | 31-2242 | — |
| YZF-R1 | 2007 | 31-5563 | — |
| FJ1100L/LC/N/NC | 84-85 | 31-2218 | — |
| XJ1100J Maxim | 1982 | 31-2218 | — |
| XS1100, All | 78-81 | 31-2218 | — |
| XV1100S Virago | 86-98 | 31-2218 | — |
| XV51100 V-Star, All | 99-06 | — | — |
| FJ1200, All | 86-93 | 31-2218 | — |

| YAMAHA Street Application | Year | Steering Bearings | Swingarm Bearings |
|----------------------------------|-------------|--------------------------|--------------------------|
| VMX12 V-Max | 85-06 | 31-2218 | — |
| XVZ12TK Venture | 1983 | 31-2218 | — |
| XVZ12TDK Venture Royale | 1983 | 31-2218 | — |
| XVZ12L/KC2 Venture | 1984 | 31-2218 | — |
| XVZ12DKC2 Venture Royale | 1984 | 31-2218 | — |
| FJR1300R | 03-08 | 31-2242 | — |
| XVZ13DL/DN Venture Royale | 84-85 | 31-2218 | — |
| XVZ13DS/DSC Venture Royale | 1986 | 31-2218 | — |
| XVZ13DT/DTC Venture Royale | 1987 | 31-2218 | — |
| XVZ13T/TC/U/UC Venture | 87-88 | 31-2218 | — |
| XVZ13D Venture Royale | 89-93 | 31-2218 | — |
| XVZ13 Royal Star, All | 96-06 | 31-2218 | — |
| XV1600 Road Star | 99-01 | 31-2218 | — |
| XV1600 Road Star Silverado | 99-01 | 31-2218 | — |
| XV1600 Road Star Limited | 2000 | 31-2218 | — |
| XV17A/AT/AM | 2004 | 31-2218 | — |

YAMAHA ATV

| | | | |
|---------------------------|-------|---------|---------------|
| YFA1W Breeze Moto-4 | 1989 | — | 31-4962-(kit) |
| YFA1B~YFA1R Breeze Moto-4 | 91-03 | — | 31-4962-(kit) |
| YT125N Tri-Moto ATV | 1985 | 31-5817 | — |
| YT175J/K Tri-Moto ATV | 82-83 | 31-5817 | — |
| YF5200U~R Blaster | 88-03 | — | 31-0830 |
| YFM200DX Moto-4 | 86-89 | — | 31-0825 |
| YTM200K Tri-Moto | 1983 | 31-5817 | — |
| YTM200N Tri-Moto | 1984 | 31-5832 | — |
| YFM225S/T/U Moto-4 | 86-88 | — | 31-0825 |
| YTM225D Tri-Moto | 83-85 | 31-5817 | 31-0825 |
| YTM225D Tri-Moto | 85-86 | 31-5832 | 31-0825 |
| YFB250D Timberwolf | 92-95 | — | 31-0825 |
| YFB250FW Timberwolf | 94-95 | — | 31-0825 |
| YFM250W/A/B Moto-4 | 89-91 | — | 31-0825 |
| YFM350ER Moto-4 | 87-95 | — | 31-0825 |
| YFM350FW Big Bear | 87-96 | — | 31-0825 |
| YFM350FX Wolverine | 1995 | — | 31-0825 |
| YFM350X Warrior | 87-03 | — | 31-0830 |
| YFP350U Terrapro | 1988 | — | 31-0830 |
| YFZ350 Banshee | 87-03 | — | 31-0830 |
| YFM400F Kodiak | 93-95 | — | 31-0825 |

YAMAHA Dual Sport/Offroad

| | | | |
|--------------------------|-------|---------|---|
| DT50U/W/A | 88-90 | 31-5817 | — |
| YZ50G | 1980 | 31-5817 | — |
| JT2/JT2MX-60 | 1972 | 31-5817 | — |
| YZ60H/J/K | 81-83 | 31-5817 | — |
| BW80S/T/U/A | 86-90 | 31-5817 | — |
| DT80H/J/K | 81-83 | 31-5817 | — |
| GT80A~G | 74-80 | 31-5817 | — |
| GT1/GTMX-80 | 1973 | 31-5817 | — |
| GTMXA/MXB/MXC-80 | 74-76 | 31-5817 | — |
| GTMXD/MXE/MXF-80 | 77-79 | 31-5817 | — |
| MX80G/H/J | 80-82 | 31-5817 | — |
| TY80A/B Trials | 74-75 | 31-5817 | — |
| YZ80 | 74-83 | 31-5817 | — |
| HT1/HT1B/HT1BM-90 Enduro | 70-71 | 31-5817 | — |
| DT100A~K | 74-83 | 31-5817 | — |
| LT2/LT3-100 | 72-73 | 31-5817 | — |
| LT2M/LT2MX-100 | 72-73 | 31-5817 | — |
| MX100A/B | 74-75 | 31-5817 | — |
| MX100F/G/H/J/K | 79-83 | 31-5817 | — |
| RS100B/C | 75-76 | 31-5817 | — |
| RT100A~M | 90-00 | 31-5817 | — |
| YZ100 | 76-81 | 31-5817 | — |


STEERING STEM & SWINGARM BEARING/BUSHINGS

| YAMAHA Dual Sport/Offroad Application | Year | Steering Bearings | Swingarm Bearings |
|---------------------------------------|-------|-------------------|-------------------|
| YZ100J/K | 82-83 | 31-2218 | — |
| AT1M/AT1MB-125 | 69-70 | 31-5817 | — |
| AT1MX MX-125 | 71-73 | 31-5817 | — |
| AT1-125 Enduro | 69-71 | 31-5817 | — |
| AT2/AT3-125 Enduro | 72-73 | 31-5817 | — |
| DT125A~H Enduro | 74-81 | 31-5817 | — |
| IT125G/H | 80-81 | 31-5817 | — |
| MX125A/B/C | 74-76 | 31-5817 | — |
| XT125J/K/KC Dual Sport | 82-83 | 31-5817 | — |
| YZ125A/B/C/X | 74-76 | 31-5817 | — |
| YZ125 | 77-82 | 31-2218 | — |
| YZ125K/L/N/S | 83-86 | 31-2218 | 31-0830 |
| YZ125T/U/W/A/B/D1 | 87-92 | 31-2227 | 31-0831 |
| YZ125E1/F1/G1 | 93-95 | 31-2241 | 31-0831 |
| YZ125 | 96-08 | 31-2246 | 31-0831 |
| CT1/B/C/CT2/CT3-175 Enduro | 69-73 | 31-5817 | — |
| DT175A/B/C | 74-76 | 31-5817 | — |
| DT175F/G/H | 79-81 | 31-5817 | — |
| IT175D/E/F/G/H/J/K | 77-83 | 31-2218 | — |
| MX175A/B | 74-75 | 31-5817 | — |
| MX175G/H/J | 79-81 | 31-5817 | — |
| TY175B/C Trials | 75-76 | 31-5817 | — |
| YZ175C | 1976 | 31-5817 | — |
| BW200N/S/ES/ET/EU | 85-88 | 31-5817 | — |
| IT200L/N/S | 84-86 | 31-2218 | 31-0830 |
| TW200T/TC~N/NC Trailway | 87-01 | 31-5817 | — |
| WR200RD | 1992 | 31-2227 | 31-0830 |
| XT200J/K/KC Dual Sport | 82-83 | 31-5817 | — |
| DT1 250 Enduro | 68-79 | 31-5817 | — |
| DT1CMX/DT1MX-250 | 1971 | 31-5817 | — |
| DT2MX-250 | 1972 | 31-5817 | — |
| IT250D/E/F/G/H/J | 77-82 | 31-2218 | — |
| IT250K | 1983 | 31-2218 | 31-0830 |
| MX250/A/B | 73-75 | 31-5817 | — |
| TT250G/H/J Offroad | 80-82 | 31-5817 | — |
| TT250RL/RLC Offroad | 1999 | 31-2241 | — |
| TT-R250N/NC/P/PC Offroad | 01-02 | 31-2241 | — |
| TY250A/C/D Trials | 74-77 | 31-5817 | — |
| WR250ZB/ZD/ZE Offroad | 91-93 | 31-2227 | 31-0831 |
| WR250ZF/ZG/ZH/ZJ Offroad | 94-97 | 31-2241 | 31-0831 |
| WR250F Offroad | 02-05 | 31-2246 | — |
| XT250G/H/J/K/KC Dual Sport | 80-83 | 31-5817 | — |
| XT250L/LC Dual Sport | 1984 | 31-2218 | — |
| YZ250A/B/C | 74-76 | 31-5817 | — |
| YZ250D/E/F/G/H/J | 77-82 | 31-2218 | — |
| YZ250K/L/N/S | 83-86 | 31-2218 | 31-0830 |
| YZ250T/U/W/A1/B1/D1 | 87-92 | 31-2227 | 31-0831 |
| YZ250E1/F1/G1 | 93-95 | 31-2241 | 31-0831 |
| YZ250 Offroad 2-stroke | 96-06 | 31-2246 | 31-0831 |
| YZ250F Offroad 4-stroke | 07-08 | 31-2246 | 31-0831 |
| YZ250WRW/WRA | 89-90 | 31-2227 | 31-0831 |
| TT350S/T Offroad | 86-87 | 31-2218 | 31-0830 |
| XT350N/NC~M/MC Dual Sport | 85-00 | 31-2218 | 31-0830 |
| RT1M/RT1/RT2MX-360 | 70-72 | 31-5817 | — |
| MX360/A | 73-74 | 31-5817 | — |
| RT1-RT 360 Enduro | 70-73 | 31-5817 | — |
| DT360A | 1974 | 31-5817 | — |
| YZ360A/B | 74-75 | 31-5817 | — |
| DT400B/C/D/E | 75-78 | 31-5817 | — |
| IT400C | 1976 | 31-5817 | — |
| IT400D/E/F | 77-79 | 31-2218 | — |
| MX400B | 1975 | 31-5817 | — |
| YZ400C | 1976 | 31-5817 | — |
| YZ400D/E/F | 77-79 | 31-2218 | — |
| YZ400FK/FL Offroad 4-stroke | 98-99 | — | 31-0831 |
| WR400F Offroad 4-stroke | 98-02 | 31-2246 | 31-0831 |

| YAMAHA Dual Sport/Offroad Application | Year | Steering Bearings | Swingarm Bearings |
|---------------------------------------|-------|-------------------|-------------------|
| IT425G | 1980 | 31-2218 | — |
| WR426F Offroad 4-stroke | 01-02 | 31-2246 | 31-0831 |
| YZ426FM/FN/FP Offroad 4-stroke | 00-02 | 31-2246 | 31-0831 |
| WR450F Offroad 4-stroke | 05-07 | 31-2246 | 31-0831 |
| YZ450F Offroad 4-stroke | 03-08 | 31-2246 | 31-0831 |
| IT465H/J | 81-82 | 31-2218 | — |
| YZ465G/H | 80-81 | 31-2218 | — |
| IT490K/L | 83-84 | 31-2218 | 31-0830 |
| YZ490J | 1982 | 31-2218 | — |
| YZ490K/L/N/S/T | 83-86 | 31-2218 | 31-0830 |
| YZ490T (requires 2 pks) | 1987 | 31-2218 | 31-0830 |
| YZ490U/W/A (inner) | 88-90 | 31-2218 | 31-0831 |
| SC500/A Scrambler | 73-74 | 31-5817 | — |
| TT500C/D/E/F/G/H Offroad | 76-81 | 31-5817 | — |
| XT500C/D/E/F/G/H Dual Sport | 76-81 | 31-5817 | — |
| WR500ZD/ZE | 92-93 | 31-2227 | 31-0831 |
| XT550J/K Dual Sport | 82-83 | 31-2218 | — |
| TT600K/L/N/S Offroad | 83-86 | 31-2218 | 31-0830 |
| XT600L/LC~G/GC | 84-95 | 31-2218 | 31-0830 |

KTM

| | | | |
|--------------------|-------|---------|---|
| 85CC | 1986 | 31-6077 | — |
| 125CC | 84-05 | 31-6077 | — |
| 200CC | 98-05 | 31-6077 | — |
| 240CC | 86-89 | 31-6077 | — |
| 250CC | 84-05 | 31-6077 | — |
| 300CC | 87-05 | 31-6077 | — |
| 350CC | 86-95 | 31-6077 | — |
| 360CC | 96-97 | 31-6077 | — |
| 380CC | 98-02 | 31-6077 | — |
| 400CC | 94-95 | 31-6077 | — |
| 420CC | 84-96 | 31-6077 | — |
| 440CC | 94-95 | 31-6077 | — |
| 495CC | 1984 | 31-6077 | — |
| 500CC | 83-02 | 31-6077 | — |
| 520CC-540CC | 90-99 | 31-6077 | — |
| 525CC | 2005 | 31-6077 | — |
| 550CC | 92-96 | 31-6077 | — |
| 600CC | 84-92 | 31-6077 | — |
| 620CC | 84-02 | 31-6077 | — |
| 625CC | 2005 | 31-6077 | — |
| 640CC | 84-05 | 31-6077 | — |
| 950 Super Enduro R | 2008 | 31-6077 | — |



MOTION PRO SWINGARM BEARING TOOL

This tool is designed for installation of the swingarm bearings on late model Japanese motorcycles. Using the correct size insert (various sizes included in kit) and the puller, the bearing can be installed into the swingarm. Sold as a kit.

35-0213 Motion Pro Swingarm Bearing Tool

SHOP EQUIP & TOOLS

HARD PARTS

CARB & FUEL

IGNITION/ELECTRICAL

CONTROL

SUSPENSION

ACCESSORIES

SWINGARM KITS, ATV BEARING SETS & WHEEL BEARINGS

SHOP EQUIP & TOOLS



SWINGARM BUSHINGS

Bronze replacement bushings. *Made in Japan* to OEM specifications. Sold 2 per kit.

KAWASAKI

| | |
|--|-------|
| 31-8083 Kit# GBSY0650-OEM 33033-009 | |
| S1B/C-250 (2 stroke triple) | 74-75 |
| S2-350 (2 stroke triple) | 1973 |
| S3/S3A-400 (2 stroke triple) | 74-78 |
| H1B/E/F-500 (2 stroke triple) | 72-76 |
| KZ650B1/C1 | 1977 |
| H2B/H2C-750 (2 stroke triple) | 74-75 |
| Z1/A/B/B1 900 | 73-76 |

YAMAHA

| | |
|---|-------|
| 31-8083 Kit# GBSY0650-OEM 90386-22029-00 | |
| XS360D/2D | 1977 |
| XS400 | 77-80 |
| TX/XS650, All | 73-81 |

HARD PARTS

CARB & FUEL



SWINGARM BEARING KITS

Replacement shaft and bearings reduce wear, improve handling. *Made in Japan.*

HONDA

| | |
|--|-------|
| 31-6923 Kit# SNBH0750 | |
| Contains two Needle Bearings, two Thrust Washers, one Shaft. | |
| CB500/K1/K2 | 71-73 |
| CB550/K1 | 74-75 |
| CB550K | 76-78 |
| CB550F Super Sport | 75-77 |
| CB750A Automatic | 76-78 |
| CB750K | 71-76 |
| CB750K | 75-78 |
| CB750F Super Sport | 75-78 |

| | |
|--|------|
| 31-6926 Kit# SNBH105 | |
| Contains two Needle Bearings, two Thrust Washers, one Shaft. | |
| CBX1000 | 1979 |

IGNITION/ELECTRICAL

CONTROL

SUSPENSION

KAWASAKI

| | |
|--|-------|
| 31-6924 Kit# SNBK0900 | |
| Contains four Needle Bearings, two Thrust Washers, one Shaft, two Spacers. | |
| Z1/A/B-900 | 73-75 |
| KZ900A4/A5 | 76-77 |
| KZ900B1 LTD | 1976 |

YAMAHA

| | |
|---|-------|
| 31-0905 Kit# SNBY0650 | |
| Contains four Needle Bearings, two Thrust Washers, one Shaft. | |
| RD250/A/B | 73-75 |
| RD350/A/B | 73-75 |
| RD400C/D/E/F | 76-79 |
| XS400 | 77-81 |
| XJ550H/J/K Maxim | 81-83 |
| XJ550RH/RJ/RK Seca | 81-83 |
| XS650 (all) | 76-83 |

Note: Does not fit XS400 Seca/Maxim models 82-83

ACCESSORIES



WHEEL SEALS FOR ATVS

Sold pk/4.
80-6523 Rear Seal 52 x 62 x 7mm 91252-HA2-003 Honda TRX250R

WHEEL BEARINGS

Japanese-made single row ball bearings. Sold each. "Z" indicates single metal-shielded bearing "ZZ" indicates double metal-shielded bearing, "2RS" indicates double rubber sealed bearing. No letter designation indicates Unshielded Bearing. *Made in Japan.*


| K&L P/N | BEARING# | SIZE | NOTES |
|----------------|----------|----------|-----------------------|
| 00-0843 | 6003-ZZ | 17x35x10 | Double Metal Shielded |
| 31-5697 | 6004-ZZ | 20x42x12 | Double Metal Shielded |
| 31-5694 | 6004-2RS | 20x42x12 | Double Rubber Sealed |
| 31-5710 | 6007-ZZ | 35x62x14 | Double Metal Shielded |
| 31-5690 | 6007-2RS | 35x62x14 | Double Rubber Sealed |
| 31-5693 | 6008-2RS | 40x68x15 | Double Rubber Sealed |
| 31-5689 | 6202-2RS | 15x35x11 | Double Rubber Sealed |
| 31-5712 | 6203-ZZ | 17x40x12 | Double Metal Shielded |
| 31-5688 | 6203-2RS | 17x40x12 | Double Rubber Sealed |
| 31-5687 | 6205-2RS | 25x52x15 | Double Rubber Sealed |
| 31-5721 | 6301Z | 12x37x12 | Single Metal Shielded |
| 31-5722 | 6302Z | 15x42x13 | Single Metal Shielded |
| 31-5733 | 6302-ZZ | 15x42x13 | Double Metal Shielded |
| 31-5686 | 6302-2RS | 15x42x13 | Double Rubber Sealed |
| 31-5723 | 6303Z | 17x47x14 | Single Metal Shielded |
| 31-5724 | 6304Z | 20x52x15 | Single Metal Shielded |
| 31-5736 | 6904-2RS | 20x37x9 | Double Rubber Sealed |
| 31-5829 | 6908-2RS | 40x62x12 | Double Rubber Sealed |

REAR WHEEL NEEDLE BEARING/BUSHING KITS

High-quality kits include replacement needle bearings and bushings, plus oil seals where applicable. *Made in Japan*

YAMAHA


| | | | |
|--------------------------|---------|---|-------|
| 31-2468 | DNB-201 | Qt 1 bearing, Qt 1 Bushing | |
| YZF-R6 | | | 99-02 |
| YZF-R7 | | | 99-00 |
| YZF-R1 | | | 98-06 |
| XJR-1300 | | | 04-06 |
| FZS1000 Fazer | | | 2005 |
| 31-2470 | DNB-202 | Qt 1 bearing, Qt 1 Bushing | |
| YZF-R6 | | | 03-06 |
| FZ6-N | | | 04-05 |
| FZ6-NS | | | 2005 |
| FZ6-Fazer | | | 04-06 |
| 31-2472 | DNB-204 | Qt 1 bearing, Qt 1 Bushing, Qt 1 Oil Seal | |
| XV1700 Road Star | | | 04-06 |
| XV1700 Road Star Warrior | | | 02-06 |
| 31-2473 | DNB-205 | Qt 1 bearing, Qt 1 Bushing, Qt 1 Oil Seal | |
| XVZ13 Royal Star | | | 96-06 |
| 31-2474 | DNB-206 | Qt 1 bearing, Qt 1 Bushing, Qt 1 Oil Seal | |
| VMX1200 V-Max | | | 86-06 |
| XV12TD | | | 1988 |
| XV13TD | | | 89-90 |



NISSIN MASTER CYLINDERS

Nissin remote reservoir master cylinders have powerful stopping performance. Lever angle is adjustable to four different positions. Three different color combinations now available. *Made in Japan.*

- 33-1043** Brake Master Cylinder 14mm piston silver
- 33-1133** Brake Master Cylinder 14mm piston black
- 33-1129** Brake Master Cylinder 5/8" piston silver
- 33-1130** Brake Master Cylinder 5/8" piston black
- 33-1131** Brake Master Cylinder 5/8" piston gold
- 33-1126** Clutch Master Cylinder 14mm piston gold



REPLACEMENT PARTS

- 33-1044** Clutch Master Cylinder Rebuild Kit 14mm
- 33-1076** Brake Master Cylinder Rebuild Kit 14mm
- 33-1077** Clutch Master Cylinder Reservoir Tank & Hose
- 33-1091** Brake Master Cylinder Reservoir Tank & Hose
- 33-1098** Clutch Lever
- 33-1108** Brake Lever



NISSIN RADIAL MASTER CYLINDERS

Radial master cylinder body lets the lever flow fluid directly through the vertical master cylinder giving precise and powerful brake feel. The lever is adjustable to five different positions. (Banjo bolt required, use M10x P1.25.)

Note: It is also necessary to change the brake line.

- 33-1138** Radial Brake Master Cylinder. Black body w/ Silver lever
- 33-1139** Radial Brake Master Cylinder. Black body w/ Black lever
- 33-1144** Radial Brake Master Cylinder. Gold body w/ Silver lever



29-2252



29-2255

SUPER STREET GRIPS

Grips are constructed from durasoft foam. Sold in pairs.

- 29-2252** Super Cruiser 7/8" with chrome end
- 29-2255** Super Track foam

MASTER CYLINDER CONNECTING SET

This *Made in Japan* kit allows repair or replacement of these commonly crash damaged components; and contains one each the following. Connector, Dust Cover, O-Ring, and Snap Ring

- 32-7601** Master Cylinder Connecting Set



| HONDA Street | |
|--------------|-------|
| Application | Year |
| CBR600RR | 2007 |
| CBR900RR | 92-03 |
| CBR1000RR | 04-07 |
| VTX1800C | 02-07 |

| HONDA Dirt | |
|------------|-------|
| CR80R/RB | 96-02 |
| CR85R | 03-07 |
| CR80RB | 03-07 |
| CR125R | 94-97 |
| CR250R | 92-96 |


| YAMAHA Street | |
|---------------|-------|
| FZR600R | 94-95 |
| YZF600R | 96-02 |
| YZF-R6 LTD | 2006 |
| YZF-R6 | 99-07 |
| FZR1000 | 91-95 |
| YZF-R1 | 98-03 |

| YAMAHA Dirt | |
|-------------|-------|
| WR250F | 01-02 |
| WR400F | 98-00 |
| WR426F | 01-02 |
| YZ250F | 01-02 |
| YZ400F | 00-01 |
| YZ426F | 00-01 |

| SUZUKI Street | |
|----------------|-------|
| Application | Year |
| GSX-R600V-Y | 97-07 |
| SV650X-K7 | 99-07 |
| GSX-R750J-M | 88-07 |
| GSX-R1000K1-K7 | 01-07 |
| SV1000K3-K7 | 03-07 |
| TL1000W-Y | 98-00 |
| TL1000SV-K1 | 97-01 |

| SUZUKI Dirt | |
|-------------|-------|
| RM125N-S | 92-95 |
| RM125K1-K6 | 01-06 |
| RM250P-S | 93-95 |
| RM250K1-K6 | 01-06 |
| DR350S | 90-98 |

| KAWASAKI Street | |
|------------------|-------|
| ZX600G1/G2 ZX-6R | 98-01 |
| ZX600 ZX-6RR | 03-05 |
| ZX636A1P ZX-6R | 02-06 |
| ZX750P1-P7 ZX-7R | 96-02 |
| ZX750N1 ZX-7RR | 96-98 |
| ZX750J1/J2 ZXR | 91-95 |
| ZX750M1/M2 ZXR | 93-94 |
| ZX900 ZX-9R | 98-03 |
| ZX1000 ZX-10R | 04-07 |
| ZX1400 | 06-07 |



EBC DOT 4 BRAKE FLUID

Sold in 8.8 oz. bottle.

35-7123 Dot 4

Tool Up for Profit™
www.klsupply.com

MASTER CYLINDER RESERVOIR DIAPHRAGMS

K&L MASTER CYLINDER RESERVOIR DIAPHRAGMS

Here is the fix for leaking Master Cylinder reservoirs. These **Made in Japan** diaphragms are available for many popular applications, be sure to check the Interchange Guide below if your bike is not listed. This is the easiest way to stop bikes (and owners) from weeping, make sure to order a selection for your Parts and Service Departments today!
Sold in packs of Two Diaphragms.



PART INTERCHANGE GUIDE

Note: O.E. #'s listed for reference use only

| K&L# | MFG | REPLACES |
|---------|----------|-----------------|
| 32-7621 | Honda | 45520-MM5-006 |
| 32-7633 | Honda | 45520-MG7-006 |
| 32-7634 | Honda | 45520-300-000 |
| 32-7638 | Honda | 45520-371-01 |
| 32-7639 | Honda | 45520-KV3-006 |
| 32-7640 | Honda | 45520-MA5-672 |
| 32-7641 | Honda | 45520-422-026 |
| 32-7662 | Kawasaki | 43028-1058 |
| 32-7702 | Kawasaki | 43028-1057 |
| 32-7703 | Kawasaki | 43028-1067 |
| 32-7704 | Suzuki | 59667-49460 |
| 32-7705 | Suzuki | 59667-18441 |
| 32-7709 | Suzuki | 59667-04700 |
| 32-7706 | Yamaha | 4L0-25854-00-00 |
| 32-7707 | Yamaha | 4HM-25854-00-00 |
| 32-7708 | Yamaha | 56A-25854-00-00 |

HONDA

| Application | Year | Front | Rear | Clutch |
|----------------------|-------|---------|---------|---------|
| CMX250 Rebel | 96-03 | 32-7633 | — | — |
| XR250R | 90-95 | 32-7633 | — | — |
| CB550 S.O.H.C. | 74-78 | 32-7634 | — | — |
| CBR600F2 | 91-94 | 32-7621 | 32-7634 | — |
| CBR600F3 | 95-98 | 32-7621 | 32-7634 | — |
| CBR600F4 | 99-04 | 32-7621 | 32-7634 | — |
| XR600R | 90-00 | 32-7633 | — | — |
| XR650R | 04-07 | 32-7633 | — | — |
| VT600 | 88-89 | 32-7621 | — | — |
| CB750 D.O.H.C. | 79-83 | 32-7640 | — | — |
| CB750K S.O.H.C. | 69-78 | 32-7634 | — | — |
| VF750C Magna | 93-01 | 32-7621 | — | — |
| VFR750F | 90-97 | 32-7621 | 32-7634 | 32-7621 |
| VT750 Shadow | 98-07 | 32-7621 | — | — |
| VFR800FI Interceptor | 98-06 | 32-7621 | 32-7634 | 32-7621 |
| CBR900RR | 93-99 | 32-7639 | 32-7634 | — |
| CBR1000RR | 04-05 | 32-7639 | — | — |
| CBR1000RR | 06-07 | 32-7634 | — | — |
| CBX1000 | 79-80 | 32-7641 | — | — |
| GL1000K Goldwing | 75-78 | 32-7638 | — | — |
| CBR1100XX Blackbird | 97-06 | 32-7621 | 32-7634 | 32-7621 |
| GL1100 Goldwing | 80-81 | 32-7641 | — | — |
| GL1100 Goldwing | 82-83 | 32-7640 | — | — |
| ST1100 | 91-02 | 32-7621 | — | 32-7621 |
| VT1100C2 Shadow | 95-05 | 32-7621 | — | — |
| GL1200 Goldwing | 84-87 | 32-7640 | — | 32-7640 |
| ST1300A | 02-06 | 32-7621 | 32-7634 | 32-7621 |
| VTX1300A | 03-07 | 32-7621 | — | — |
| GL1500 Goldwing | 88-03 | 32-7621 | 32-7638 | 32-7621 |
| GL1500C Valkyrie | 97-00 | 32-7621 | 32-7633 | 32-7621 |
| GL1800C Goldwing | 01-07 | 32-7621 | — | 32-7621 |
| VTX1800 | 02-06 | 32-7621 | — | 32-7621 |

KAWASAKI

| | | | | |
|--------------|-------|---------|---------|---|
| EX250 Ninja | 86-02 | 32-7662 | 32-7702 | — |
| EX500 Ninja | 87-03 | 32-7662 | — | — |
| ZX600C Ninja | 88-96 | 32-7662 | — | — |
| ZX600E Ninja | 93-03 | 32-7662 | 32-7702 | — |

KAWASAKI

| | | | | |
|-----------------|-------|---------|---------|---------|
| ZX600 ZX-6RR | 03-05 | 32-7702 | 32-7702 | — |
| ZX636 ZX-6R | 02-06 | 32-7702 | 32-7702 | — |
| ZX900 ZX-9R | 98-03 | 32-7702 | — | — |
| ZG1000 Concours | 86-98 | 32-7662 | 32-7702 | 32-7662 |
| ZX1000 ZX-10R | 04-07 | 32-7702 | 32-7702 | — |
| ZX1100 ZX-11 | 90-99 | 32-7662 | 32-7702 | — |
| ZX1200 ZX-12R | 00-06 | 32-7662 | 32-7702 | — |

KAWASAKI Off-Road

| | | | | |
|--------|-------|---------|---------|---|
| KX65 | 00-07 | 32-7703 | 32-7703 | — |
| KX85 | 01-07 | 32-7703 | 32-7703 | — |
| KX125 | 94-07 | 32-7703 | 32-7703 | — |
| KX250 | 94-07 | 32-7703 | 32-7703 | — |
| KLX300 | 97-03 | 32-7703 | 32-7703 | — |
| KX450F | 06-07 | 32-7703 | 32-7703 | — |
| KX500 | 92-01 | 32-7703 | 32-7703 | — |
| KLX650 | 93-01 | 32-7703 | 32-7703 | — |

SUZUKI

| | | | | |
|--------------------|-------|---------|---------|---------|
| GS500 | 89-02 | 32-7704 | — | — |
| GSF600 Bandit | 95-04 | 32-7704 | 32-7709 | — |
| GSX600F Katana | 88-06 | 32-7704 | — | — |
| GSX-R600 | 97-07 | 32-7705 | — | — |
| RF600R | 93-96 | 32-7704 | 32-7709 | — |
| SV650X | 99-07 | 32-7704 | 32-7709 | — |
| SV650S | 99-07 | 32-7705 | — | — |
| GSX750F Katana | 89-06 | 32-7704 | — | — |
| GSX-R750 | 88-07 | 32-7705 | 32-7709 | — |
| VL800 | 01-07 | 32-7704 | — | — |
| RF900R | 94-97 | 32-7704 | — | — |
| DL1000 V-Strom | 02-07 | 32-7704 | 32-7709 | 32-7704 |
| GSX-R1000 | 01-07 | 32-7705 | — | — |
| SV1000S | 03-07 | 32-7705 | — | — |
| TL1000S | 98-00 | 32-7705 | 32-7709 | — |
| TL1000R | 97-01 | 32-7705 | 32-7709 | — |
| GSX1100F Katana | 88-93 | 32-7704 | — | 32-7704 |
| GSX-R1100 | 86-98 | 32-7704 | — | 32-7704 |
| GSF1200 Bandit | 96-06 | 32-7704 | 32-7709 | 32-7704 |
| GSX-R1300 Hayabusa | 99-07 | 32-7704 | 32-7709 | 32-7704 |
| VS1400 Intruder | 87-98 | 32-7704 | 32-7709 | 32-7704 |
| VL1500 Intruder | 98-07 | 32-7704 | — | 32-7704 |

YAMAHA Street

| | | | | |
|---------------|-------|---------|---|---|
| XV250 Virago | 88-99 | 32-7706 | — | — |
| XT350 | 88-98 | 32-7706 | — | — |
| XJ550 Maxim | 89-02 | 32-7706 | — | — |
| XJ550 Seca | 89-02 | 32-7706 | — | — |
| XT600 | 84-02 | 32-7706 | — | — |
| XJ650 Maxim | 80-83 | 32-7706 | — | — |
| XJ700 Maxim | 85-86 | 32-7707 | — | — |
| XJ700 Maxim X | 85-86 | 32-7707 | — | — |
| XV700 Virago | 84-87 | 32-7707 | — | — |
| XJ750 Maxim | 82-83 | 32-7707 | — | — |
| XV750 Virago | 81-83 | 32-7706 | — | — |
| XV750 Virago | 88-97 | 32-7707 | — | — |
| FZ1000S FZ1 | 01-05 | 32-7707 | — | — |

YAMAHA Off-Road

| | | | | |
|--------|-------|---------|---------|---|
| YZ80 | 93-96 | 32-7708 | — | — |
| YZ85 | 02-04 | 32-7708 | — | — |
| YZ125 | 94-95 | 32-7708 | — | — |
| YZ125 | 02-03 | 32-7708 | — | — |
| YZ250 | 94-95 | 32-7708 | — | — |
| YZ250 | 02-03 | 32-7708 | — | — |
| YZ250F | 01-03 | 32-7708 | 32-7708 | — |
| WR250 | 95-96 | 32-7708 | — | — |
| WR250F | 01-03 | 32-7708 | 32-7708 | — |
| WR426F | 01-02 | 32-7708 | — | — |
| YZ426F | 01-02 | 32-7708 | 32-7708 | — |
| WR450F | 2003 | 32-7708 | — | — |
| YZ450F | 2003 | 32-7708 | — | — |

SHOP EQUIP & TOOLS

HARD PARTS

CARB & FUEL


IGNITION/ELECTRICAL

CONTROL

SUSPENSION

ACCESSORIES

MASTER CYLINDER RESERVOIR KITS AND PUSHROD SETS



K&L MASTER CYLINDER RESERVOIR REBUILD KITS

Kits include mounting o-ring, plastic reservoir (oil cup), diaphragm, reservoir cap and reservoir cap screws. *Made in Japan.*

HONDA

32-8043 RVR-101

| Qty | OEM Ref P/N | Description |
|-----|----------------|-----------------------------|
| 1 | 45511-463-006 | Reservoir (Oil Cup) |
| 1 | 45520-422-026 | Diaphragm |
| 1 | 45513-422-672 | Reservoir Cap (Oil Cup Cap) |
| 1 | 45516-422-006 | O-Ring-39.7 x 3.5mm |
| 4 | 93600-04037-1G | Reservoir Cap Screw 4x37mm |
| 4 | 90137-422-006 | Reservoir Cap Screw 4x35mm |

| Application | Year |
|------------------|-------|
| CB/CM400 | 79-80 |
| CX500 | 79-80 |
| CB650 | 79-80 |
| CB750 D.O.H.C. | 79-80 |
| CB900C Custom | 80-81 |
| CBX Super Sport | 79-80 |
| GL1000K Goldwing | 1979 |
| GL1100 Gold Wing | 80-81 |

32-1317 RVR-103

| Qty | OEM Ref P/N | Description |
|-----|---------------|---------------------|
| 1 | 45511-371-003 | Reservoir (Oil Cup) |
| 1 | 45520-371-003 | Diaphragm |
| 1 | 45516-371-003 | O-Ring |
| 2 | 45509-371-003 | Inner Reservoir Cap |

| Application | Year |
|-------------------|-------|
| GL1000K Gold Wing | 75-78 |

32-8047 RVR-102

| Qty | OEM Ref P/N | Description |
|-----|----------------|-----------------------------|
| 1 | 45511-MA5-671 | Reservoir (Oil Cup) |
| 1 | 45520-MA5-672 | Diaphragm |
| 1 | 45513-MA5-671 | Reservoir Cap (Oil Cup Cap) |
| 1 | 45516-166-006 | O-Ring |
| 4 | 93600-04045-1G | Reservoir Cap Screw 4x45mm |

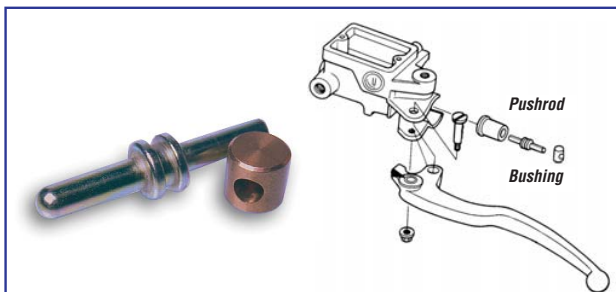
| Application | Year |
|------------------|-------|
| CB/CM400 | 1981 |
| CB/CM450 | 82-83 |
| CX500 | 81-82 |
| CB650 | 81-82 |
| CB750 D.O.H.C. | 81-83 |
| CB900F/C | 81-82 |
| GL1100 Gold Wing | 82-83 |

SUZUKI

32-8059 RVR-301

| Qty | OEM Ref P/N | Description |
|-----|-------------|-----------------------------|
| 1 | 59687-45100 | Reservoir (Oil Cup) |
| 1 | 59667-45100 | Diaphragm |
| 1 | 59669-45130 | Reservoir Cap (Oil Cup Cap) |
| 1 | 59686-45100 | O-Ring |
| 4 | 59691-45100 | Reservoir Cap Screw 4x45mm |

| Application | Year |
|-------------|-------|
| GN400XT/XX | 80-81 |
| GS450 | 80-83 |
| GS750ET/EX | 80-81 |
| GS850GT/GX | 80-81 |
| GS1000GT/GX | 80-81 |



K&L CLUTCH MASTER CYLINDER PUSHROD & BUSHING SET

3 piece set includes pushrod, bushing, and rubber boot. Numerous Applications, see partial listing below. If your application is not listed see reference numbers below. *Made in Japan.*

| HONDA | Reference# | Description |
|---------|---------------|--------------------------------|
| 32-1125 | 22884-MB0-006 | Clutch Master Cylinder Pushrod |
| | 22885-MB0-006 | Bushing |
| | 45504-410-003 | Rubber Boot |

| KAWASAKI | Reference# | Description |
|----------|------------|--------------------------------|
| 32-1125 | 13116-1110 | Clutch Master Cylinder Pushrod |
| | 92028-1310 | Bushing |
| | 49016-1044 | Rubber Boot |

| SUZUKI | Reference# | Description |
|---------|-------------|--------------------------------|
| 32-1125 | 59871-08A00 | Clutch Master Cylinder Pushrod |
| | 59892-08A00 | Bushing |
| | 59666-44300 | Rubber Boot |

HONDA

| | |
|---|-------|
| CB550/650/700 Nighthawk | 83-85 |
| VF/VFR 500, 750, 1000, 1100 Magna Sabre & Interceptor | 83 on |
| RC30/RC45 | All |
| VT700/750/800/1100 Shadow | 83 on |
| VFR800 Interceptor | 83 on |
| PC800 Pacific Coast | All |
| CB/CBR1000, 1100 | 87 on |
| VTR1000 Superhawk | 98 on |
| ST1100,1300 | 91 on |
| GL1200, 1500, 1800 Goldwing, Valkyrie, Rune | 84 on |

KAWASAKI

| | |
|-------------------------------|-------|
| ZX750 Ninja, ZX7, ZX7R | 87 on |
| ZL900, 1000 Eliminator | 84 on |
| ZX900 Ninja, 900 ZX9R | 84 on |
| ZX1000 Ninja 1000R | 86 on |
| ZG1000 Concours | 86 on |
| ZX1000, 1100 Ninja ZX10, ZX11 | 88 on |
| ZR1100, 1200 | 92 on |
| ZX1200 ZZR1200 | 02 on |
| ZG1200 Voyager | 86 on |
| VN1500, 1600 Vulcan | 87 on |

SUZUKI

| | |
|------------------------|-------|
| GV700GLF/GLF2 Madura | 1985 |
| VS700/750/800 Intruder | 86 on |
| GSX-R750G/H | 86-87 |
| RF900RR | 94-97 |
| DL1000 V-Strom | 02-05 |
| SV/TL1000 | 00-03 |
| GSX-R1100 | 86-98 |
| GSX1100F Katana | 88-93 |
| GSX1100GM/GN/GP Shaft | 91-93 |
| GSF1200 Bandit | 97-04 |
| GV1200 Madura | 85-86 |
| GSX1300R Hayabusa | 99-on |
| GV1400G Cavalcade | 86-88 |
| VS1400 Intruder | 87 on |
| VL1500 Intruder | 98-04 |

SHOP EQUIP & TOOLS

HARD PARTS

CARB & FUEL

IGNITION/ELECTRICAL

CONTROL

SUSPENSION

ACCESSORIES

MASTER CYLINDER REBUILD KITS



K&L MASTER CYLINDER REBUILD KITS

These attractively packaged high quality kits are sourced directly from the OEM manufacturers. Contains all the necessary components to completely rebuild the master cylinder. *Made in Japan.*

SHOP EQUIP & TOOLS

HARD PARTS

CARB & FUEL

IGNITION/ELECTRICAL

CONTROL

SUSPENSION

ACCESSORIES

| HONDA Street | | | | |
|-----------------------|-------|---------|---------|---------|
| Application | Year | Front | Rear | Clutch |
| CB125TT | 1990 | 32-1079 | — | — |
| CMX250C Rebel 250 | 85-87 | 32-1078 | — | — |
| CMX250C | 96-04 | 32-1078 | — | — |
| CMX250C2 | 99-00 | 32-1078 | — | — |
| CMX250CD Rebel 250 | 1986 | 32-1078 | — | — |
| CN250 Helix (Scooter) | 86-87 | 32-1079 | — | — |
| CN250 Helix (Scooter) | 92-94 | 32-1079 | — | — |
| NSS250 Reflex (RH) | 01-03 | 32-1078 | — | — |
| (LH) | | 32-1079 | — | — |
| NX250 | 88-90 | 32-1474 | — | — |
| VTR250R Interceptor | 88-90 | 32-1078 | — | — |
| CB360/G | 73-74 | 32-1101 | — | — |
| CB360T | 75-76 | 32-1101 | — | — |
| CB400F Super Sport | 75-77 | 32-1101 | — | — |
| CB400F CB1 | 89-90 | 32-1474 | 32-4236 | — |
| CB400TII Hawk II | 1979 | 32-1464 | — | — |
| CB400T Hawk | 1980 | 32-1464 | — | — |
| CB400T Hawk | 1981 | 32-1079 | — | — |
| CM400A Automatic | 79-80 | 32-1464 | — | — |
| CM400A Automatic | 1981 | 32-1079 | — | — |
| CM400C Custom | 1981 | 32-1079 | — | — |
| CM400T | 79-80 | 32-1464 | — | — |
| CM400T | 1981 | 32-1079 | — | — |
| CB450SC Nighthawk | 82-83 | 32-1079 | — | — |
| CB450SC Nighthawk | 85-86 | 32-1079 | — | — |
| CB450T Hawk | 1982 | 32-1079 | — | — |
| CM450A Automatic | 82-83 | 32-1079 | — | — |
| CM450C Custom | 82-83 | 32-1079 | — | — |
| CMX450C Rebel | 86-87 | 32-1078 | — | — |
| CB500T | 75-76 | 32-1101 | — | — |
| CX500 | 1979 | 32-1464 | — | — |
| CX500C Custom | 1979 | 32-1464 | — | — |
| CX500C Custom | 1980 | 32-1102 | — | — |
| CX500C Custom | 81-82 | 32-1079 | — | — |
| CX500D Deluxe | 79-80 | 32-1464 | — | — |
| CX500D Deluxe | 1981 | 32-1079 | — | — |
| CX500TC | 1982 | 32-1100 | 32-1075 | — |
| FT500 Ascot (Single) | 82-83 | 32-1079 | 32-1075 | — |
| GB500 | 89-90 | 32-1078 | — | — |
| GL500 Silver Wing | 81-82 | 32-1079 | — | — |
| GL500I Interstate | 81-82 | 32-1100 | — | — |
| VF500C Magna | 84-85 | 32-1079 | — | 32-1081 |
| VF500F Interceptor | 84-86 | 32-1100 | 32-1080 | 32-1081 |
| VT500C Shadow | 83-86 | 32-1079 | — | — |
| VT500FT Ascot | 83-84 | 32-1079 | — | — |
| CB550F Super Sport | 75-76 | 32-1101 | — | — |
| CB550K | 1976 | 32-1101 | — | — |
| CB550SC Nighthawk | 1983 | 32-1079 | — | 32-1081 |
| CB600F | 2004 | 32-1078 | 32-4236 | — |
| CBR600F Hurricane | 87-90 | 32-1079 | 32-1080 | — |
| CBR600F2 Hurricane | 91-94 | 32-1078 | 32-1080 | — |
| CBR600F3 Hurricane | 95-98 | 32-1078 | 32-4236 | — |

| HONDA Street | | | | |
|------------------------|-------|---------|---------|---------|
| Application | Year | Front | Rear | Clutch |
| CBR600F4 Hurricane | 99-03 | 32-1100 | 32-4236 | — |
| CBR600F | 04-05 | 32-1100 | 32-4236 | — |
| CBR600RR | 03-04 | — | 32-4249 | — |
| CBR600SE | 1998 | 32-1078 | 32-4236 | — |
| CBR600SJR Replica | 1996 | 32-1078 | 32-4236 | — |
| VT600C Shadow VLX | 88-93 | 32-4247 | — | — |
| VT600C Shadow VLX | 94-97 | 32-1474 | — | — |
| VT600C Shadow | 99-04 | 32-1474 | — | — |
| VT600CD Shadow Deluxe | 1993 | 32-4247 | — | — |
| VT600CD Shadow Deluxe | 94-04 | 32-1474 | — | — |
| CB650 | 79-80 | 32-1464 | — | — |
| CB650 | 81-82 | 32-1079 | — | — |
| CB650C Custom | 1980 | 32-1464 | — | — |
| CB650C Custom | 1981 | 32-1100 | — | — |
| CB650SC Nighthawk | 1982 | 32-1100 | — | — |
| CB650SC Nighthawk | 83-85 | 32-1100 | — | 32-1081 |
| CX650C Custom | 1983 | 32-1079 | — | — |
| CX650T Turbo | 1983 | 32-1100 | 32-1075 | — |
| GL650 Silver Wing | 1983 | 32-1100 | — | — |
| NT650 Hawk GT | 88-91 | 32-1078 | 32-1080 | — |
| NX650 | 88-89 | 32-1474 | — | — |
| XR650L Dual Sport | 93-04 | 32-4234 | 32-1080 | — |
| CB700SC Nighthawk | 84-86 | 32-1100 | — | 32-1081 |
| VF700C Magna | 84-86 | 32-1100 | — | 32-1081 |
| VF700C Magna | 1987 | 32-1078 | — | 32-1081 |
| VF700F Interceptor | 84-85 | 32-1100 | 32-4236 | 32-1081 |
| VFR700F/F2 Interceptor | 86-87 | 32-1100 | 32-1080 | 32-1081 |
| VF700S Sabre | 84-85 | 32-1100 | — | 32-1081 |
| VT700C Shadow | 84-85 | 32-1100 | — | 32-1081 |
| VT700C Shadow | 86-87 | 32-1079 | — | 32-1081 |
| CB750 Nighthawk | 91-93 | 32-1474 | — | — |
| CB750 Nighthawk | 95-03 | 32-1474 | — | — |
| CB750A Automatic | 1976 | 32-1101 | — | — |
| CB750C Custom | 1980 | 32-1464 | — | — |
| CB750C Custom | 81-82 | 32-1100 | — | — |
| CB750F Super Sport | 75-76 | 32-1101 | — | — |
| CB750F Super Sport | 79-80 | 32-1102 | 32-1458 | — |
| CB750F Super Sport | 81-82 | 32-1100 | 32-1075 | — |
| CB750K0/K1/K2 | 69-72 | 32-1101 | — | — |
| CB750K3/K4/K5 | 73-75 | 32-1101 | — | — |
| CB750K | 1976 | 32-1101 | — | — |
| CB750K | 79-80 | 32-1464 | — | — |
| CB750K | 81-82 | 32-1079 | — | — |
| CB750L LTD | 1979 | 32-1464 | — | — |
| CB750SC Nighthawk | 82-83 | 32-1100 | — | — |

Toll Free: 800-727-6767
www.klsupply.com

MASTER CYLINDER REBUILD KITS

| HONDA Street | | | | |
|-----------------------------|-------|---------|---------|---------|
| Application | Year | Front | Rear | Clutch |
| RVF750R (RC45) | 1994 | — | 32-4236 | 32-1081 |
| VF750C Magna | 82-83 | 32-1100 | — | 32-1081 |
| VF750C Magna | 1988 | 32-1078 | — | 32-1081 |
| VF750C Magna | 94-03 | 32-1474 | — | — |
| VF750CD Magna Deluxe | 95-96 | 32-1474 | — | — |
| VF750C2 Magna Deluxe | 97-00 | 32-1474 | — | — |
| VF750F Interceptor | 83-84 | 32-1100 | 32-4236 | 32-1081 |
| VFR750F Interceptor | 1986 | 32-1100 | 32-1080 | 32-1081 |
| VFR750F | 90-97 | 32-1078 | 32-1080 | 32-1081 |
| VFR750R (RC30) | 1990 | — | 32-4236 | 32-1081 |
| VF750S Sabre | 82-83 | 32-1100 | — | 32-1081 |
| VT750C Shadow | 1983 | 32-1100 | — | 32-1081 |
| VT750 Shadow | 98-00 | 32-1474 | — | — |
| VT750 Shadow Deluxe | 98-01 | 32-1474 | — | — |
| VT750 Shadow ACE Deluxe | 02-03 | 32-1474 | — | — |
| VT750 Shadow Spirit 750 | 01-03 | 32-1474 | — | — |
| PC800 Pacific Coast | 89-90 | 32-1079 | — | 32-1081 |
| PC800 Pacific Coast | 94-98 | 32-1079 | — | 32-1081 |
| VFR800FI Interceptor | 98-99 | 32-7561 | — | 32-1081 |
| Piston Set, Second Master | | 32-7563 | | |
| VT800C Shadow | 1988 | 32-1078 | — | 32-1081 |
| CB900C Custom | 1980 | 32-1102 | 32-1458 | — |
| CB900C Custom | 1981 | 32-1102 | 32-1075 | — |
| CB900C Custom | 1982 | 32-1100 | 32-1075 | — |
| CB900F Super Sport | 81-82 | 32-1100 | 32-1075 | — |
| CB900F (919) | 02-04 | 32-1079 | 32-1080 | — |
| CBR900RR | 93-97 | 32-7564 | 32-4249 | — |
| CBR900RR | 98-99 | 32-7573 | 32-4249 | — |
| CBR929RE | 2001 | — | 32-4249 | — |
| CBR929RR | 00-01 | — | 32-4249 | — |
| CBR954RR | 02-03 | — | 32-4249 | — |
| CB1000 | 94-95 | 32-1079 | 32-4236 | 32-1081 |
| CB1000C Custom | 1983 | 32-1100 | 32-1075 | — |
| CBR1000F Hurricane | 87-88 | 32-1100 | 32-1080 | 32-1081 |
| CBR1000F Hurricane | 90-91 | 32-1079 | 32-1080 | 32-1081 |
| CBR1000F Hurricane | 93-96 | 32-4245 | — | 32-1081 |
| CBR1000RR | 04-08 | 32-7590 | 32-4249 | — |
| CBX1000 | 79-80 | 32-1102 | 32-1458 | — |
| CBX1000 | 81-82 | 32-1100 | 32-1075 | — |
| GL1000K Goldwing | 75-77 | 32-1341 | — | — |
| GL1000K Goldwing | 1978 | 32-1324 | 32-4267 | — |
| GL1000K Goldwing | 1979 | 32-1102 | 32-4267 | — |
| GL1000L Goldwing LTD | 1976 | 32-1341 | — | — |
| RVT1000R (RC51) | 00-05 | — | 32-4236 | — |
| VF1000F Interceptor | 1984 | 32-1100 | 32-4236 | 32-1081 |
| VF1000R | 85-86 | 32-1100 | 32-1080 | 32-1081 |
| VTR1000F Super Hawk | 98-04 | 32-7564 | 32-4236 | 32-1081 |
| CB1100F Super Sport | 1983 | 32-1100 | 32-1075 | — |
| CBR1100XX Blackbird | 97-98 | 32-7561 | 32-7494 | 32-1081 |
| Piston Set, Second Master | | 32-7574 | | |
| CBR1100XX Blackbird | 99-06 | 32-7561 | 32-7496 | — |
| Piston Set, Second Master | | 32-7574 | | |
| GL1100 Goldwing | 80-81 | 32-1102 | 32-4268 | — |
| GL1100 Goldwing | 1982 | 32-1100 | 32-4271 | — |
| GL1100 Goldwing | 1983 | 32-1079 | 32-4271 | — |
| GL1100A Aspencade | 1982 | 32-1100 | 32-4271 | — |
| GL1100A Aspencade | 1983 | 32-1079 | 32-4272 | — |
| GL1100I Interstate | 80-81 | 32-1102 | 32-4268 | — |
| GL1100I Goldwing Interstate | 1982 | 32-1100 | 32-4271 | — |
| GL1100I Goldwing Interstate | 1983 | 32-1079 | 32-4272 | — |
| ST1100 | 91-02 | 32-1079 | 32-1080 | 32-1081 |
| ST1100A (ABS) | 92-98 | 32-1079 | 32-1080 | 32-1081 |
| ST1100A (ABS) | 99-02 | — | 32-1080 | 32-1081 |
| VF1100C Magna | 83-86 | 32-1100 | 32-1075 | 32-4250 |
| VF1100S Sabre | 84-85 | 32-1100 | — | 32-4250 |
| VT1100C Shadow | 87-90 | 32-4247 | — | — |
| VT1100C Shadow | 92-96 | 32-4247 | — | — |
| VT1100C Shadow Spirit | 97-04 | 32-1078 | — | — |
| VT1100C2 Shadow 1100 ACE | 95-99 | 32-1078 | 32-1080 | — |

| HONDA Street | | | | |
|---------------------------|-------|---------|---------|---------|
| Application | Year | Front | Rear | Clutch |
| VT1100C2 Shadow Sabre | 00-04 | 32-1078 | 32-1080 | — |
| VT1100C3 Shadow Aero | 98-02 | 32-1078 | 32-1080 | — |
| VT1100 Shadow 1100 ACE | 98-01 | 32-1078 | 32-1080 | — |
| GL1200 Goldwing | 1984 | 32-1079 | 32-4249 | 32-4250 |
| GL1200A Aspencade | 84-87 | 32-1078 | 32-4249 | 32-4250 |
| GL1200I Interstate | 84-87 | 32-1078 | 32-4249 | 32-4250 |
| GL1200L Goldwing LTD | 1985 | 32-4245 | 32-4249 | 32-4250 |
| GL1200SEi | 1986 | 32-4245 | 32-4249 | 32-4250 |
| ST1300A | 03-08 | 32-7561 | 32-7498 | 32-7557 |
| VTX1300C | 2004 | 32-1474 | 32-1080 | — |
| VTX1300S | 03-05 | 32-1078 | 32-1080 | — |
| GL1500 Goldwing | 88-90 | 32-4245 | 32-4249 | 32-4250 |
| GL1500A Aspencade | 91-00 | 32-4245 | 32-4249 | 32-4250 |
| GL1500I Interstate | 91-96 | 32-4245 | 32-4249 | 32-4250 |
| GL1500SE | 90-00 | 32-4245 | 32-4249 | 32-4250 |
| GL1500C Valkyrie | 97-00 | 32-1079 | 32-4236 | 32-4250 |
| GL1500CF Interstate | 01-03 | 32-1079 | 32-4236 | 32-4250 |
| GL1500CT Tourer | 99-00 | 32-1079 | 32-4236 | 32-4250 |
| GL1800 Goldwing | 01-06 | — | — | — |
| Piston Set, Second Master | | 32-7574 | | |
| VTX1800C | 02-05 | 32-1079 | 32-7496 | — |
| VTX1800R/S | 02-05 | 32-1079 | 32-7496 | — |

| HONDA ATV | | | | |
|----------------------------|-------|---------|---------|--------|
| Application | Year | Front | Rear | Clutch |
| ATC200X | 83-85 | — | 32-1094 | — |
| ATC200X | 86-87 | 32-1078 | 32-4236 | — |
| TRX200 Fourtrax 200 | 1984 | 32-1078 | — | — |
| TRX200 Fourtrax 200 | 90-91 | 32-1078 | — | — |
| TRX200D Fourtrax Type II | 91-97 | 32-1078 | — | — |
| TRX200SX Fourtrax | 86-88 | 32-1078 | — | — |
| ATC250R | 83-84 | — | 32-1094 | — |
| ATC250R | 85-86 | 32-1078 | 32-1094 | — |
| TRX250 Fourtrax 250 | 85-86 | 32-1078 | — | — |
| TRX250 Recon | 97-01 | 32-1078 | — | — |
| TRX250EX Sportrax 250EX | 01-04 | 32-1078 | — | — |
| TRX250R Fourtrax 250R | 1986 | — | 32-4236 | — |
| TRX250R Fourtrax 250R | 87-89 | 32-4234 | 32-4236 | — |
| TRX250TE Fourtrax Recon ES | 02-03 | 32-1078 | — | — |
| TRX250TM Fourtrax Recon | 2002 | 32-1078 | — | — |
| TRX250X Fourtrax 250X | 87-88 | 32-4234 | 32-1080 | — |
| TRX250X Fourtrax 250X | 91-92 | 32-4234 | 32-1080 | — |
| TRX300 Fourtrax 300 | 88-00 | 32-1078 | — | — |
| TRX300EX Fourtrax 300EX | 93-00 | 32-4234 | 32-1080 | — |
| TRX300EX Sportrax 300EX | 01-03 | 32-4234 | 32-1080 | — |
| TRX300FW Fourtrax 300 4x4 | 1988 | 32-1476 | — | — |
| TRX300FW Fourtrax 300 4x4 | 90-00 | 32-1476 | — | — |
| ATC350X | 85-86 | 32-1078 | — | — |
| TRX350 Fourtrax 4x4 | 86-87 | 32-1078 | — | — |
| TRX350D Foreman 4x4 | 1987 | 32-1078 | — | — |
| TRX350 Rancher 4x4 / ES | 00-05 | 32-1078 | — | — |
| TRX350TM Fourtrax Rancher | 00-05 | 32-1078 | — | — |
| TRX400EX Fourtrax 400 EX | 99-00 | 32-1078 | 32-4236 | — |
| TRX400EX Sportrax 400 EX | 01-03 | 32-1078 | 32-4236 | — |
| TRX400FW Foreman 4x4 | 95-00 | 32-1476 | — | — |
| TRX400FW Foreman | 2003 | 32-1476 | — | — |
| TRX450 Foreman ES | 98-05 | 32-1476 | — | — |
| TRX450FM Foreman S | 02-05 | 32-1476 | — | — |
| TRX450R Fourtrax 450R | 2004 | — | 32-1080 | — |
| TRX450S Foreman S | 98-01 | 32-1476 | — | — |
| TRX500FA Rubicon | 01-03 | 32-1476 | — | — |

SHOP EQUIP & TOOLS

HARD PARTS

CARB & FUEL

IGNITION/ELECTRICAL

CONTROL

SUSPENSION

ACCESSORIES

Tool Up for Profit™
www.klsupply.com

MASTER CYLINDER REBUILD KITS

| HONDA Dual Sport/Offroad | | | | |
|---------------------------------|-------|---------|---------|--------|
| Application | Year | Front | Rear | Clutch |
| CR80R | 92-97 | — | 32-1080 | — |
| CR80R | 98-99 | 32-1150 | 32-1080 | — |
| CR80R | 00-02 | 32-4188 | 32-1080 | — |
| CR80RB Expert | 98-99 | 32-1150 | 32-1080 | — |
| CR80RB Expert | 00-02 | 32-4188 | 32-1080 | — |
| CR85R/RB | 03-05 | 32-4188 | 32-1080 | — |
| CR125R | 1986 | 32-1150 | — | — |
| CR125R | 87-99 | 32-1150 | 32-1080 | — |
| CR125R | 00-01 | 32-4188 | 32-1080 | — |
| CR125R | 02-05 | 32-4188 | — | — |
| CR250R | 1986 | 32-1150 | — | — |
| CR250R | 87-99 | 32-1150 | 32-1080 | — |
| CR250R | 00-01 | 32-4188 | 32-1080 | — |
| CR250R | 02-04 | 32-4188 | — | — |
| CRF250R | 04-05 | 32-4188 | — | — |
| CRF250X | 04-05 | 32-4188 | — | — |
| NX250 | 88-90 | 32-1474 | — | — |
| XR250L Dual Sport | 91-96 | 32-4234 | 32-4236 | — |
| XR250R | 86-89 | 32-4232 | — | — |
| XR250R | 90-95 | 32-4232 | 32-1080 | — |
| XR250R | 96-99 | 32-1150 | 32-4236 | — |
| XR250R | 00-05 | 32-4188 | 32-4236 | — |
| XR350R | 1985 | 32-1150 | — | — |
| XR400R | 96-99 | 32-1150 | 32-1080 | — |
| XR400R | 00-05 | 32-4188 | 32-1080 | — |
| CRF450R | 02-05 | 32-4188 | — | — |
| CR500R | 1986 | 32-1150 | — | — |
| CR500R | 87-99 | 32-1150 | 32-1080 | — |
| CR500R | 00-01 | 32-4188 | 32-1080 | — |
| XR600R | 1985 | 32-1150 | — | — |
| XR600R | 86-90 | 32-4232 | — | — |
| XR600R | 91-00 | 32-4232 | 32-1080 | — |
| NX650 | 88-89 | 32-1474 | — | — |
| XR650L Dual Sport | 93-05 | 32-4234 | 32-1080 | — |
| XR650R | 00-04 | 32-4188 | 32-1080 | — |

| KAWASAKI Street | | | | |
|----------------------------|-------|---------|---------|---|
| EL250B2/B3 Eliminator | 88-89 | 32-0853 | — | — |
| EL250E1~E4 Eliminator | 91-94 | 32-0853 | — | — |
| EX250E1/E2 Ninja 250R | 86-87 | 32-0853 | 32-4228 | — |
| EX250F2~F19 Ninja 250R | 88-05 | 32-0853 | 32-4228 | — |
| S2/S2A-350 2-stroke triple | 72-73 | 32-8048 | — | — |
| S3/S3A-400 2-stroke triple | 74-75 | 32-8048 | — | — |
| KH400A3/A4 2-stroke triple | 76-77 | 32-8048 | — | — |
| KLX400 Dual Sport | 2003 | 32-4188 | 32-4222 | — |
| KZ400A1/A2 | 77-78 | 32-8048 | — | — |
| KZ400/D/D3/D4 | 74-77 | 32-8048 | — | — |
| EN500A1~A7 Vulcan | 90-96 | 32-0853 | — | — |
| EN500 Vulcan 500 LTD | 96-05 | 32-0853 | — | — |
| EX500A1~A7 | 87-93 | 32-0853 | — | — |
| EX500D1~D12 Ninja 500R | 94-05 | 32-8056 | 32-4230 | — |
| H1B 500 2-stroke triple | 1972 | 32-8048 | — | — |
| H1 500 2-stroke triple | 73-75 | 32-8048 | — | — |
| KH500A8 2-stroke triple | 1976 | 32-8048 | — | — |
| KZ550D1 GPz | 1981 | 32-8052 | — | — |
| KZ550H1/H2 GPz | 82-83 | 32-8061 | 32-8053 | — |
| ZX550A1/A2/A3 GPz | 84-86 | 32-8061 | — | — |
| ZR550B1/B2 Zephyr | 90-91 | 32-1096 | 32-4230 | — |
| ZR550B3/B4 (Canada) | 92-93 | 32-1096 | 32-4230 | — |
| ZL600A1/A2 Eliminator | 85-86 | 32-0853 | — | — |
| ZL600B2/B3 Eliminator | 96-97 | 32-0853 | — | — |
| ZX600 Ninja 600R | 85-87 | 32-1096 | 32-4228 | — |
| ZX600B1 Ninja 600RX | 1987 | 32-1096 | 32-4228 | — |
| ZX600C1~C10 Ninja 600R | 88-97 | 32-1096 | 32-4228 | — |
| ZX600 Ninja ZX-6 | 90-93 | 32-1096 | 32-4228 | — |
| ZX600E1~E10 Ninja ZX-6 | 93-02 | 32-1096 | 32-4230 | — |
| ZX600E11/E12 ZZR600 | 03-04 | 32-1096 | 32-4230 | — |
| ZX600 Ninja ZX-6R | 95-97 | 32-1096 | 32-4230 | — |
| ZX600G1 Ninja ZX-6R | 1998 | 32-1096 | 32-4230 | — |

| KAWASAKI Street | | | | |
|--------------------------------|-------|---------|---------|---------|
| Application | Year | Front | Rear | Clutch |
| ZX600G2 Ninja ZX-6R | 1999 | 32-1096 | — | — |
| ZX600J1/J2/J3 Ninja ZX-6R | 00-02 | 32-1096 | — | — |
| ZX600J4 Ninja ZX-6R | 2005 | 32-1096 | — | — |
| ZX600K1 Ninja ZX-6RR | 2003 | 32-8056 | — | — |
| ZX600M1 Ninja ZX-6R | 2004 | 32-8056 | — | — |
| ZX636B1/B2 Ninja ZX-6R | 03-04 | 32-8056 | — | — |
| EJ650A2/A3 W650 | 00-01 | 32-0853 | — | — |
| KL650A1~A19 KLR650 | 87-05 | 32-0853 | 32-4230 | — |
| KL650B2/B3 Tengai KLR | 90-91 | 32-8056 | 32-4230 | — |
| KZ650B1 | 1977 | 32-8048 | — | — |
| KZ700A1 | 1984 | 32-8061 | — | — |
| VN700A1 Vulcan | 1985 | 32-8061 | — | — |
| ZN700A1/A2 LTD Shaft | 84-85 | 32-8061 | — | — |
| H2/A/B/C-750 2-stroke triple | 72-76 | 32-8048 | — | — |
| KZ750E1/E2/E3 | 80-82 | 32-8052 | 32-8053 | — |
| KZ750F1 LTD Shaft (4-cyl.) | 1983 | 32-8061 | — | — |
| KZ750H1/H2/H3/H4 LTD (4-cyl.) | 80-83 | 32-8052 | 32-8053 | — |
| KZ750L3 | 1983 | 32-8061 | — | — |
| KZ750N1/N2 Spectre | 82-83 | 32-8061 | 32-8053 | — |
| KZ750R1 GPz | 1982 | 32-8061 | 32-8053 | — |
| VN750A2~A6 Vulcan | 86-90 | 32-8061 | — | — |
| VN750A7~A21 Vulcan | 91-05 | 32-1096 | — | — |
| ZR750C1/C2/C3 Zephyr | 91-93 | 32-1096 | — | — |
| ZR750F2 ZR-7 | 2000 | 32-1096 | 32-4228 | — |
| ZR750H1/H2/H3 ZR-7S | 00-03 | 32-1096 | 32-4228 | — |
| ZX750A1/A2/A3 GPz | 83-85 | 32-8061 | — | — |
| ZX750E1/E2 GPz Turbo | 84-85 | 32-8061 | — | — |
| ZX750F1/E2/F3/F4 Ninja 750R | 87-90 | 32-1096 | — | 32-1095 |
| ZX750H1/H2 Ninja ZX-7 | 89-90 | 32-1096 | 32-4228 | 32-1095 |
| ZX750J1/J2 Ninja ZX-7 | 91-92 | 32-1096 | 32-4230 | 32-1095 |
| ZX750K1/K2 Ninja ZX-7R | 91-92 | 32-1096 | 32-4230 | 32-1095 |
| ZX750L1/L2/L3 Ninja ZX-7 | 93-95 | 32-1096 | 32-4230 | 32-1095 |
| ZX750M1/M2 Ninja ZX-7R | 93-94 | 32-1096 | 32-4230 | 32-1095 |
| ZX750N1/N2 Ninja ZX-7RR | 96-97 | 32-1096 | 32-4228 | 32-1095 |
| ZX750P1~P8 Ninja ZX-7R | 96-03 | 32-1096 | 32-4228 | 32-1095 |
| VN800A1~A11 Vulcan 800 | 95-05 | 32-0853 | — | — |
| VN800B1~B10 Vulcan 800 Classic | 96-05 | 32-0853 | — | — |
| VN800C1/C2 Vulcan 800 Drifter | 99-00 | 32-8056 | 32-4228 | — |
| VN800E1~E5 Vulcan 800 Drifter | 01-05 | 32-8056 | 32-4228 | — |
| Z1/Z1A/Z1B-900 | 73-75 | 32-8048 | — | — |
| KZ900A4/A5 | 76-77 | 32-8048 | — | — |
| ZL900A1/A2 Eliminator | 85-86 | 32-1096 | 32-4228 | 32-1095 |
| ZX900A1/A2/A3 Ninja 900R | 84-86 | 32-1096 | 32-4228 | 32-1095 |
| ZX900B1/B2/B3/B4 Ninja ZX-9R | 94-97 | 32-1096 | 32-4230 | 32-1095 |
| ZX900C1/C2 Ninja ZX-9R | 98-99 | 32-1096 | 32-4230 | — |
| ZX900E1/E2 Ninja ZX-9R | 00-01 | 32-1096 | 32-4230 | — |
| ZX900F1/F2 Ninja ZX-9R | 02-03 | 32-1096 | 32-4230 | — |
| KZ1000A1 | 1977 | 32-8048 | — | — |
| KZ1000A3/A3A/A4 MK II | 79-80 | 32-8052 | — | — |
| KZ1000B2/B3/B4 LTD | 78-80 | 32-8052 | — | — |
| KZ1000C1/C1A~C4 Police | 78-81 | 32-8052 | — | — |
| KZ1000E1/E2 Shaft ST | 79-80 | 32-8052 | — | — |
| KZ1000G1 LTD Classic | 1980 | 32-8052 | — | — |
| KZ1000J1/J2 | 81-82 | 32-8052 | 32-8053 | — |
| KZ1000J3 | 1983 | 32-8061 | — | — |
| KZ1000K1/K2 LTD | 81-82 | 32-8052 | 32-8053 | — |
| KZ1000M1/M2 CSR | 81-82 | 32-8052 | 32-8053 | — |
| KZ1000P1~P10 Police | 82-91 | 32-8052 | 32-8053 | — |
| KZ1000P11~P20 Police | 92-01 | 32-1096 | — | — |
| KZ1000P21 Police | 2002 | 32-1096 | 32-4228 | — |
| KZ1000P24 Police | 2005 | 32-1096 | 32-4228 | — |
| KZ1000R1 Replica | 1982 | 32-8061 | 32-8053 | — |
| KZ1000R2 Replica | 1983 | 32-8061 | — | — |
| ZG1000A1~A20 Concours | 86-05 | 32-1096 | — | 32-1095 |
| ZL1000A1 Eliminator | 1987 | 32-1096 | 32-4228 | 32-1095 |
| ZR1000A1/A2/A3 Z1000 | 03-05 | 32-1096 | 32-4230 | — |
| ZX1000A1/A2 Ninja 1000R | 86-87 | 32-1096 | 32-4228 | 32-1095 |
| ZX1000B1/B2/B3 Ninja ZX-10 | 88-90 | 32-1096 | — | 32-1095 |
| ZX1000C1/C2 Ninja ZX-10R | 04-05 | 32-1096 | 32-4228 | — |

MASTER CYLINDER REBUILD KITS

| KAWASAKI Street | | | | |
|-----------------------------------|-------|---------|---------|---------|
| Application | Year | Front | Rear | Clutch |
| KZ1100A1 / A2 Shaft | 81-82 | 32-8052 | 32-8053 | _____ |
| KZ1100A3 Shaft | 1983 | 32-8052 | _____ | _____ |
| KZ1100B1 GPz | 1981 | 32-8052 | 32-8053 | _____ |
| KZ1100B2 GPz | 1982 | 32-8061 | _____ | _____ |
| KZ1100D1 Spectre | 1982 | 32-8061 | 32-8053 | _____ |
| KZ1100D2 Spectre | 1983 | 32-8061 | _____ | _____ |
| KZ1100L1 LTD | 1983 | 32-8061 | _____ | _____ |
| ZN1100B1 / B2 LTD Shaft | 84-85 | 32-8061 | _____ | _____ |
| ZR1100A1 / A2 / A3 / A4 ZR1100 | 92-95 | 32-1096 | _____ | 32-1095 |
| ZR1100C3 / C4 ZRX1100 | 99-00 | 32-1096 | 32-4228 | 32-1095 |
| ZX1100A1 / A2 GPz | 83-84 | 32-8061 | _____ | _____ |
| ZX1100C1~C4 Ninja ZX-11 | 90-93 | 32-1096 | _____ | 32-1095 |
| ZX1100D1~D9 Ninja ZX-11 | 93-01 | 32-1096 | 32-4228 | 32-1095 |
| ZX1100E1 / E2 / E3 GPz | 95-97 | 32-1096 | 32-4230 | 32-1095 |
| ZX1100F1 GPz (ABS) | 1996 | 32-1096 | 32-4230 | 32-1095 |
| ZG1200A1 / B1~B17 Voyager XII | 86-03 | 32-1096 | 32-4228 | 32-1095 |
| ZR1200A1~A5 ZRX1200 | 01-05 | 32-1096 | 32-4228 | 32-1095 |
| ZX1200A1 / A2 Ninja ZX-12R | 00-01 | 32-1096 | 32-4228 | _____ |
| ZX1200B1~B4 Ninja ZX-12R | 02-05 | 32-1096 | 32-4228 | _____ |
| ZX1200C1 / C2 / C3 / C4 ZZR1200 | 02-05 | 32-1096 | 32-4228 | 32-1095 |
| KZ1300A1 / A2 / A3 / A4 | 79-82 | 32-8052 | _____ | _____ |
| KZ1300B2 Tourer | 1980 | 32-8052 | _____ | _____ |
| ZN1300A1 / A2 / A3 / A4 Voyager | 83-86 | 32-8061 | _____ | _____ |
| ZN1300A5 / A6 Voyager | 87-88 | 32-1096 | _____ | _____ |
| VN1500A1~A9 Vulcan 88 | 87-95 | 32-0853 | 32-4228 | 32-1095 |
| VN1500A10~A12 Vulcan 1500 | 96-98 | 32-0853 | 32-4228 | 32-1095 |
| VN1500B1~B4 Vulcan 88 SE | 87-90 | 32-0853 | 32-4228 | 32-1095 |
| VN1500C3 / C4 Vulcan 1500L | 96-97 | 32-0853 | 32-4228 | 32-1095 |
| VN1500D Vulcan 1500 Classic | 96-97 | 32-0853 | 32-4228 | 32-1095 |
| VN1500E1~E3 Vulcan 1500 Classic | 98-00 | 32-0853 | 32-4228 | 32-1095 |
| VN1500E4~E7 Vulcan 1500 Classic | 01-04 | 32-8056 | 32-4228 | 32-1095 |
| VN1500G Vulcan 1500 Nomad | 99-01 | 32-1096 | 32-4228 | 32-1095 |
| VN1500J1 / J2 Vulcan 1500 Drifter | 99-00 | 32-8056 | 32-4228 | 32-1095 |
| VN1500L1~L5 Vulcan Nomad F.I. | 00-04 | 32-1096 | 32-4228 | 32-1095 |
| VN1500N1 / N2 Vulcan Classic F.I. | 00-01 | 32-8056 | 32-4228 | 32-1095 |
| VN1500P1 / P2 Vulcan Mean Streak | 02-03 | 32-1096 | 32-4228 | 32-1095 |
| VN1500R1~R4 Vulcan 1500 Drifter | 01-04 | 32-8056 | 32-4228 | 32-1095 |
| VN1600A Vulcan 1600 Classic | 03-05 | 32-1096 | 32-4228 | 32-1095 |
| VN1600B Vulcan 1600 Mean Streak | 04-05 | 32-1096 | 32-4228 | 32-1095 |
| VN2000A1 / A2 Vulcan 2000 | 04-05 | 32-1096 | 32-4228 | _____ |

| KAWASAKI ATV | | | | |
|--------------------------------|-------|---------|---------|--------|
| Application | Year | Front | Rear | Clutch |
| KSF250A1 Mojave | 1987 | 32-0853 | 32-4230 | _____ |
| KSF250A2~A17 Mojave | 88-03 | 32-8056 | _____ | _____ |
| KSF250A18 KFX250 Mojave | 2004 | 32-8056 | _____ | _____ |
| KXF250A1 / A2 Tecate 4 | 87-88 | 32-0853 | _____ | _____ |
| KXT250B2 Tecate 3 | 1987 | 32-0853 | _____ | _____ |
| KEF300A1~A6 Lakota 300 | 95-02 | 32-8056 | 32-4230 | _____ |
| KEF300B1 / B2 Lakota Sport | 01-02 | 32-8056 | 32-4230 | _____ |
| KLF300A1 / A2 Bayou | 86-87 | 32-8056 | _____ | _____ |
| KLF300B1~B17 Bayou 300 | 88-04 | 32-8056 | _____ | _____ |
| KLF300C1~C16 Bayou 300 4x4 | 89-04 | 32-8056 | _____ | _____ |
| KVF300A1~A4 Prairie 300 4x4 | 99-02 | 32-8056 | _____ | _____ |
| KVF300B1~B4 Prairie 300 | 99-02 | 32-8056 | _____ | _____ |
| KVF360A1~A3 Prairie 360 4x4 | 03-05 | 32-8056 | _____ | _____ |
| KVF360B1 / B2 / B3 Prairie 360 | 03-05 | 32-8056 | _____ | _____ |
| KVF360C1 Prairie 360 | 2003 | 32-8056 | _____ | _____ |
| 4x4 Advantage | | | | |
| KVF360C2 / C3 Prairie 360 | 04-05 | 32-8056 | _____ | _____ |
| 4x4 Hardwoods | | | | |
| KLF400B1~B7 Bayou 4x4 | 93-99 | 32-8056 | _____ | _____ |
| KSF400A1 / A2 / A3 KFX400 | 03-05 | 32-1082 | _____ | _____ |
| KVF400A1~A4 Prairie 400 4x4 | 96-99 | 32-8056 | _____ | _____ |
| KVF400B1 Prairie 400 2x4 | 1998 | 32-8056 | _____ | _____ |
| KVF400C1~C4 Prairie 400 4x4 | 99-02 | 32-8056 | _____ | _____ |
| KVF400D1~D4 Prairie 400 | 99-02 | 32-8056 | _____ | _____ |
| KVF650A1 / A2 Prairie 650 4x4 | 02-03 | 32-8056 | _____ | _____ |
| KVF650B1 / B2 Prairie 650 4x4 | 02-03 | 32-8056 | _____ | _____ |
| Advantage | | | | |
| KSV700A1 / A2 KFX700 V-Force | 04-05 | 32-8056 | _____ | _____ |

| KAWASAKI ATV | | | | |
|------------------------|-------|---------|-------|--------|
| Application | Year | Front | Rear | Clutch |
| KSV700B V-Force | 04-05 | 32-8056 | _____ | _____ |
| KVF700 Prairie 700 4x4 | 04-05 | 32-8056 | _____ | _____ |

| KAWASAKI Dual Sport/Offroad | | | | |
|------------------------------------|-------|---------|---------|--------|
| Application | Year | Front | Rear | Clutch |
| KX65 | 00-05 | _____ | 32-4230 | _____ |
| KX80 | 88-90 | 32-4063 | 32-4230 | _____ |
| KX80 | 88-90 | 32-4063 | 32-4230 | _____ |
| KX80 | 91-93 | 32-4063 | 32-4230 | _____ |
| KX80 | 91-93 | 32-4063 | 32-4230 | _____ |
| KX80 | 94-97 | _____ | 32-4230 | _____ |
| KX80 | 98-00 | _____ | 32-4230 | _____ |
| KX85 | 01-05 | _____ | 32-4230 | _____ |
| KX100 | 95-97 | _____ | 32-4230 | _____ |
| KX100 | 98-00 | _____ | 32-4230 | _____ |
| KX100 | 01-05 | _____ | 32-4230 | _____ |
| KX125 | 1986 | _____ | 32-4230 | _____ |
| KX125 | 87-90 | 32-4063 | 32-4230 | _____ |
| KX125 | 91-92 | 32-4063 | 32-4228 | _____ |
| KX125 | 1993 | _____ | 32-4228 | _____ |
| KX125 | 94-96 | _____ | 32-4230 | _____ |
| KX125 | 97-99 | 32-4159 | 32-4230 | _____ |
| KX125 | 00-05 | _____ | 32-4230 | _____ |
| KDX200 | 89-94 | 32-4063 | 32-4230 | _____ |
| KDX200 | 95-05 | _____ | 32-4230 | _____ |
| KDX220 | 97-05 | _____ | 32-4230 | _____ |
| KDX250 Offroad | 91-94 | 32-4063 | 32-4228 | _____ |
| KL250G4~G7 Super Sherpa | 00-03 | _____ | 32-4230 | _____ |
| KLX250D2 / D3 / D4 offroad | 94-96 | _____ | 32-4228 | _____ |
| KX250 | 1986 | _____ | 32-4230 | _____ |
| KX250 | 87-89 | 32-4063 | 32-4230 | _____ |
| KX250 | 90-91 | 32-4063 | 32-4230 | _____ |
| KX250 | 1992 | 32-4063 | 32-4228 | _____ |
| KX250 | 1993 | _____ | 32-4228 | _____ |
| KX250 | 94-96 | _____ | 32-4230 | _____ |
| KX250 | 97-99 | 32-4159 | 32-4230 | _____ |
| KX250 | 00-02 | _____ | 32-4230 | _____ |
| KX250 | 03-05 | _____ | 32-4230 | _____ |
| KX250F 4 Stroke Offroad | 04-05 | _____ | 32-4230 | _____ |
| KLX300A2~A10 | 97-05 | _____ | 32-4230 | _____ |
| KLX400 Dual Sport | 2003 | 32-4188 | 32-4222 | _____ |
| KLX400 Offroad | 2003 | 32-4188 | 32-4222 | _____ |
| KX500 | 1986 | _____ | 32-4230 | _____ |
| KX500 | 87-88 | 32-4063 | 32-4230 | _____ |
| KX500 | 89-90 | 32-4063 | 32-4230 | _____ |
| KX500 | 91-93 | 32-4063 | 32-4228 | _____ |
| KX500 | 94-05 | _____ | 32-4230 | _____ |
| KLR650 | 87-05 | 32-0853 | 32-4230 | _____ |
| KL650 Tengai KLR650 | 90-91 | 32-8056 | 32-4230 | _____ |
| KLX650 KLX650R | 93-95 | _____ | 32-4228 | _____ |
| KLX650 Dual Sport | 93-96 | _____ | 32-4230 | _____ |
| KLX650D1 KLX650R Offroad | 1996 | _____ | 32-4230 | _____ |

| SUZUKI Street | | | | |
|---------------------------|-------|---------|---------|--------|
| Application | Year | Front | Rear | Clutch |
| GN125EV | 1997 | 32-1082 | _____ | _____ |
| GN250J | 1988 | 32-1118 | _____ | _____ |
| GZ250X / Y / K1 / K2 / K3 | 99-03 | 32-1082 | _____ | _____ |
| GSF400M / N / P Bandit | 91-93 | 32-1082 | 32-4222 | _____ |
| GN400TZ | 1982 | 32-1118 | _____ | _____ |
| GS450GAF | 1985 | 32-1118 | _____ | _____ |
| GS450LD | 1983 | 32-1118 | _____ | _____ |
| GS450LF / LG / LH / LJ | 85-88 | 32-1118 | _____ | _____ |
| GS500EK~K2 | 89-02 | 32-1082 | 32-4222 | _____ |
| GS550EC / EN / ET | 79-81 | _____ | 32-1097 | _____ |
| GS550LN / LT / LX | 79-81 | _____ | 32-1097 | _____ |
| GS550LD | 1983 | 32-1082 | _____ | _____ |
| GS550LF / LG | 85-86 | 32-1082 | _____ | _____ |

SHOP EQUIP & TOOLS
HARD PARTS
CARB & FUEL
IGNITION/ELECTRICAL
CONTROL
SUSPENSION
ACCESSORIES

MASTER CYLINDER REBUILD KITS

SHOP EQUIP & TOOLS

HARD PARTS

CARB & FUEL

IGNITION/ELECTRICAL

CONTROL

SUSPENSION

ACCESSORIES

| SUZUKI Street | | | | |
|--------------------------|-------|---------|---------|--------|
| Application | Year | Front | Rear | Clutch |
| GS550MZ | 1982 | — | 32-1097 | — |
| GS550TX | 1981 | — | 32-1097 | — |
| GSF600S Bandit | 96-99 | 32-1118 | 32-4222 | — |
| GSF600S Bandit | 00-03 | 32-1122 | 32-4222 | — |
| GSX600F Katana | 88-02 | 32-1118 | 32-4222 | — |
| GSX-R600WN/WP | 92-93 | 32-1122 | 32-4222 | — |
| GSX-R600V/W/X/Y | 97-00 | 32-1118 | 32-4222 | — |
| GSX-R600K1/K2/K3 | 01-03 | 32-1122 | 32-4222 | — |
| RF600RR/RS/RT | 94-96 | 32-1082 | 32-4222 | — |
| DR650S | 90-95 | 32-1118 | — | — |
| DR650SE Dual Sport | 96-04 | 32-1082 | 32-4222 | — |
| GS650EX/EZ | 81-82 | — | 32-1097 | — |
| GS650GLD | 1983 | 32-1118 | — | — |
| LS650FG/FH Savage | 86-87 | 32-1082 | — | — |
| LS650PG/PH/PJ Savage | 86-88 | 32-1082 | — | — |
| LS650PS~PK3 Savage | 95-03 | 32-1082 | — | — |
| SV650X (square) | 99-03 | — | 32-4222 | — |
| SV650SX (round) | 99-03 | 32-1122 | 32-4222 | — |
| GS700EF 16-Valve | 1985 | 32-1083 | — | — |
| GS700ESF 16-Valve | 1985 | 32-1122 | — | — |
| GV700G Madura | 1985 | 32-1122 | — | — |
| VS700G Intruder | 86-87 | 32-1118 | — | — |
| GS750 8-Valve | 77-79 | — | 32-1097 | — |
| GS750E 16-Valve | 80-82 | 32-1083 | — | — |
| GS750ED 16-Valve | 1983 | 32-1083 | — | — |
| GS750ESD 16-Valve | 1983 | 32-1122 | — | — |
| GS750L | 80-81 | — | 32-1097 | — |
| GS750SD Katana | 1983 | — | 32-1097 | — |
| GSX750F Katana | 89-03 | 32-1118 | 32-4222 | — |
| GSX-R750 | 86-87 | 32-1122 | 32-4219 | — |
| GSX-R750 | 1986 | 32-1122 | 32-4219 | — |
| GSX-R750 | 88-89 | 32-1118 | 32-4219 | — |
| GSX-R750 | 90-92 | 32-1122 | 32-4219 | — |
| GSX-R750 | 93-95 | 32-1122 | 32-4222 | — |
| GSX-R750 | 96-03 | 32-1122 | 32-4222 | — |
| VS750G Intruder | 88-91 | 32-1082 | — | — |
| VL800 Intruder Volusia | 01-03 | 32-1082 | — | — |
| VS800G Intruder | 92-03 | 32-1082 | — | — |
| VX800 | 90-93 | 32-1082 | — | — |
| VZ800V Marauder | 97-00 | 32-1082 | — | — |
| VZ800K Marauder | 2003 | 32-1082 | — | — |
| GS850GT/GX | 80-81 | 32-1083 | 32-1097 | — |
| GS850G | 80-81 | — | 32-1097 | — |
| GS850G | 82-83 | 32-1083 | 32-1097 | — |
| RF900RR | 94-97 | 32-1122 | 32-4222 | — |
| DL1000 V-Strom | 02-04 | 32-1122 | — | — |
| GS1000 8-Valve | 78-79 | — | 32-1097 | — |
| GS1000S 8-Valve | 79-80 | — | 32-1097 | — |
| GS1000G8-Valve | 80-81 | 32-1083 | 32-1097 | — |
| GS1000GL 8-Valve | 80-81 | — | 32-1097 | — |
| GS1000SZ Katana | 1982 | 32-1083 | 32-1097 | — |
| GSX-R1000 | 01-02 | 32-1122 | 32-4222 | — |
| TL1000RW | 98-00 | 32-1122 | 32-4222 | — |
| TL1000RK | 01-04 | 32-1122 | 32-4222 | — |
| TL1000SV | 97-01 | 32-1118 | 32-4222 | — |
| GS1100LT 8-Valve | 1980 | — | 32-1097 | — |
| GS1100E 16-Valve | 80-82 | — | 32-1097 | — |
| GS1100ED/ESD 16-Valve | 1983 | — | 32-1097 | — |
| GS1100GZ/GD 8-Valve | 82-83 | 32-1083 | 32-1097 | — |
| GS1100GL 8-Valve | 82-83 | 32-1083 | 32-1097 | — |
| GS1100GK 8-Valve | 82-84 | 32-1083 | 32-1097 | — |
| GS1100SD Katana 16-Valve | 1983 | 32-1083 | 32-1097 | — |
| GSX1100G Shaft 8-Valve | 91-93 | 32-1122 | 32-4222 | — |
| GSX1100FJ~FP Katana | 88-93 | 32-1118 | 32-4222 | — |
| GSX-R1100G/H/J | 86-88 | 32-1122 | 32-4219 | — |
| GSX-R1100K/L/M/N | 89-92 | 32-1118 | 32-4219 | — |
| GSX-R1100WP~WW | 93-98 | 32-1122 | 32-4222 | — |
| GS1150ES3/ESE/ESF | 83-85 | 32-1122 | 32-1097 | — |
| GS1150EF/EF2/EG/ESG | 85-86 | 32-1083 | — | — |

| SUZUKI Street | | | | |
|----------------------|-------|---------|---------|--------|
| Application | Year | Front | Rear | Clutch |
| GSF1200SV~SK3 Bandit | 97-05 | 32-1122 | 32-4222 | — |
| GSF1200SAV Bandit | 1997 | — | 32-4222 | — |
| GV1200G Madura | 85-86 | 32-1122 | 32-4219 | — |
| GSX1300R Hayabusa | 99-05 | 32-1122 | 32-4222 | — |
| GV1400G Cavalcade | 86-88 | 32-1122 | 32-4222 | — |
| VS1400G Intruder | 87-02 | 32-1082 | — | — |
| VL1500 Intruder | 98-01 | 32-1082 | 32-4222 | — |
| VL1500 Intruder | 02-03 | 32-1122 | 32-4222 | — |

| SUZUKI ATV | | | | |
|---------------------|-------|---------|---------|--------|
| Application | Year | Front | Rear | Clutch |
| LT230E Quadrunner | 87-93 | 32-1082 | 32-4222 | — |
| LT230GE Quadrunner | 85-86 | 32-1082 | — | — |
| LT230SF Quadsport | 85-88 | 32-1082 | 32-4219 | — |
| LTF230G Quadrunner | 86-87 | 32-1082 | — | — |
| LT250E Quadrunner | 85-86 | 32-1118 | — | — |
| LT250R Quad Racer | 85-92 | 32-1082 | 32-4219 | — |
| LT250S Quadrunner | 89-90 | 32-1082 | 32-4219 | — |
| LT-F250F | 99-02 | 32-1118 | — | — |
| LT-F250K | 02-04 | 32-1118 | — | — |
| LT-F250F Ozark | 02-03 | 32-1118 | — | — |
| LT-F250 Quadrunner | 88-01 | 32-1118 | — | — |
| LT-Z250 Quadsport | 2004 | 32-1082 | — | — |
| LT-F300F King Quad | 99-01 | 32-1118 | — | — |
| LT300E Quadrunner | 87-89 | 32-1082 | — | — |
| LT-4WDH Quadrunner | 1987 | 32-1082 | — | — |
| LT-4WDJ Quadrunner | 88-98 | 32-1118 | — | — |
| LT-F4WD King Quad | 91-98 | 32-1118 | — | — |
| LT-A400 Eiger 2WD | 02-04 | 32-1118 | — | — |
| LT-A400 Eiger 4WD | 02-04 | 32-1118 | — | — |
| LT-F400 Eiger 2WD | 02-04 | 32-1118 | — | — |
| LT-F400F Eiger 4WD | 02-04 | 32-1118 | — | — |
| LT-Z400K Quadsport | 03-05 | 32-1082 | — | — |
| LT-A500F Vinson 4WD | 00-03 | 32-1118 | — | — |
| LT-F500F | 98-02 | 32-1118 | — | — |
| LT500R Quad Racer | 87-90 | 32-1082 | 32-4219 | — |

| SUZUKI Dual Sport/Offroad | | | | |
|---------------------------|-------|---------|---------|--------|
| Application | Year | Front | Rear | Clutch |
| RM80 | 1989 | — | — | — |
| RM80 | 90-01 | — | 32-4222 | — |
| RM85 | 02-05 | — | 32-4222 | — |
| RM85 | 02-05 | — | 32-4222 | — |
| RM125 | 1988 | — | 32-4219 | — |
| RM125 | 89-91 | — | 32-4219 | — |
| RM125 | 1992 | — | 32-4222 | — |
| RM125 | 93-95 | — | — | — |
| RM125 | 96-03 | 32-4188 | 32-4222 | — |
| RM125 | 04-05 | — | 32-4222 | — |
| DR250 Offroad | 90-93 | — | 32-4222 | — |
| DR250S Dual Sport | 90-95 | — | 32-4222 | — |
| DR-Z250 Offroad | 01-05 | — | — | — |
| RM250 | 89-95 | — | — | — |
| RM250 | 96-05 | 32-4188 | 32-4222 | — |
| RM250K4 | 2004 | — | 32-4222 | — |
| RMX250 | 89-98 | — | — | — |
| RM-Z250K4 | 04-05 | — | 32-4230 | — |
| DR350L Offroad | 90-99 | — | 32-4222 | — |
| DR350 Dual Sport | 90-99 | — | 32-4222 | — |
| DR-Z400 Offroad | 00-05 | 32-4188 | 32-4222 | — |
| DR-Z400 Dual Sport | 00-05 | — | 32-4222 | — |
| DR-Z400E | 00-03 | 32-4188 | 32-4222 | — |
| DR650S | 90-95 | 32-1118 | — | — |
| DR650S Dual Sport | 96-04 | 32-1082 | 32-4222 | — |

| YAMAHA Street | | | | |
|-------------------------|-------|---------|------|--------|
| Application | Year | Front | Rear | Clutch |
| RX50K/L Special | 83-84 | 32-1084 | — | — |
| RX50MK Midnight Special | 1983 | 32-1084 | — | — |
| YSR50T/U/W/A/B/D | 87-92 | 32-1088 | — | — |
| SRX250T/TC | 1987 | 32-1089 | — | — |
| XV250 | 88-90 | 32-1089 | — | — |

MASTER CYLINDER REBUILD KITS

| YAMAHA Street | | | | |
|-----------------------------|-------|---------|---------|---------|
| Application | Year | Front | Rear | Clutch |
| XV250 Route 66 | 95-98 | 32-1089 | — | — |
| XV250 Virago 250 | 1999 | 32-1089 | — | — |
| XV250 Virago 250 | 02-05 | 32-1089 | — | — |
| RZ350 | 84-85 | 32-1480 | 32-4021 | — |
| XS360C/D | 76-77 | 32-4008 | — | — |
| FZR400 | 88-90 | — | 32-7549 | — |
| XS400D/E/F | 77-79 | 32-4008 | — | — |
| XS400J/K Maxim | 82-83 | 32-1089 | — | — |
| XS400RJ/RK Seca | 82-83 | 32-1089 | — | — |
| XS400SG/SH Special | 80-81 | 32-4008 | — | — |
| SR500E/F/G/H | 78-81 | 32-4008 | — | — |
| XS500C/D/E | 76-78 | 32-4008 | 32-4031 | — |
| XV500K Virago | 1983 | 32-1089 | — | — |
| XV535 Virago | 87-99 | 32-1084 | — | — |
| XJ550H/J/K Maxim | 81-83 | 32-1089 | — | — |
| XJ550RH/RJ/RK Seca | 81-83 | 32-1089 | — | — |
| XZ550RJ Vision | 1982 | 32-1089 | — | — |
| XZ550RK Vision | 1983 | 32-1480 | — | — |
| FZR600 | 86-88 | — | 32-7499 | — |
| FZR600 | 89-99 | — | 32-7549 | — |
| YZF600RG/RGC/RH/RHC | 95-96 | — | — | — |
| YZF-R6N/P/R/S | 01-08 | 32-7594 | — | — |
| XJ650 Maxim | 80-83 | 32-1084 | — | — |
| XJ650LJ/LK Seca Turbo | 82-83 | 32-1480 | — | — |
| XJ650RJ Seca | 1982 | 32-1480 | — | — |
| XS650D/E/F/2F | 77-79 | 32-4008 | — | — |
| XS650G/H Special II | 80-81 | 32-4008 | — | — |
| XS650SE/SF/SG Special | 78-80 | 32-4008 | 32-4031 | — |
| XS650SH Heritage | 1981 | 32-4008 | — | — |
| XS650SJ/SK Heritage Special | 82-83 | 32-4008 | — | — |
| FZ700T/TC | 1987 | — | — | 32-4146 |
| FZX700 Fazer | 86-87 | — | — | 32-4146 |
| XJ700N Maxim | 85-86 | 32-1480 | — | — |
| XV700 Virago | 84-85 | 32-1480 | — | — |
| XV700 Virago | 86-87 | 32-1480 | — | — |
| XV700 Virago | 1986 | 32-1480 | — | — |
| FZ750N | 85-86 | — | — | 32-4146 |
| FZ750U/UC | 1988 | — | — | 32-4146 |
| FZR750RT/RU | 87-88 | — | 32-4025 | 32-4146 |
| XJ750J/K Maxim | 82-83 | 32-1480 | — | — |
| XJ750MK Midnight Maxim | 1983 | 32-1480 | — | — |
| XS750D/2D/E/F | 77-79 | 32-1085 | 32-4031 | — |
| XS750SE/SF Special | 78-79 | 32-1085 | 32-4031 | — |
| XV750 Virago | 81-83 | 32-1084 | — | — |
| XV750 Virago | 88-97 | 32-1480 | — | — |
| YZF750R | 1994 | — | — | 32-4153 |
| YZF750R | 96-97 | — | — | 32-4153 |
| YZF750R | 1998 | — | — | 32-4153 |
| XS850 | 80-81 | 32-1085 | 32-4031 | — |
| XS850 Midnight Special | 80-81 | 32-1085 | 32-4031 | — |
| XS850SG/SH Special | 80-81 | 32-1085 | 32-4031 | — |
| XJ900RK Seca | 1983 | 32-1480 | — | — |
| XV920J Virago | 1982 | 32-1480 | — | — |
| XV920K/MK Virago | 1983 | 32-1084 | — | — |
| XV920RH/RJ | 81-82 | 32-1480 | — | — |
| FZR1000T/TC/U/UC | 87-88 | 32-1480 | 32-4025 | 32-4146 |
| FZR1000W/WC/A/AC | 89-90 | 32-1480 | — | 32-4153 |
| FZR1000B/BC-G/GC | 91-95 | — | — | 32-4153 |
| FZS1000N FZ-1 | 01-05 | 32-7592 | — | — |
| FZ1GTS1000A | 93-94 | — | — | 32-4153 |
| YZF1000R | 96-01 | 32-2299 | — | — |
| YZF-R1 | 98-02 | 32-2299 | — | — |
| XV1000 Virago | 84-85 | 32-1480 | — | — |
| FJ1100L/LC/N/NC | 84-85 | — | — | — |
| XJ1100J Maxim | 1982 | 32-1084 | — | — |
| XS1100E/F/G/H | 78-81 | 32-1085 | 32-4033 | — |
| XS1100LG Midnight Special | 1980 | 32-1085 | 32-4033 | — |
| XS1100LH Midnight Special | 1981 | 32-1084 | — | — |
| XS1100S Special | 79-81 | 32-1085 | 32-4033 | — |

| YAMAHA Street | | | | |
|----------------------------|-------|---------|---------|---------|
| Application | Year | Front | Rear | Clutch |
| XV1100S Virago | 86-99 | 32-1480 | — | — |
| FJ1200 All | 86-93 | — | — | 32-4146 |
| VMX12N V-Max | 85-86 | — | 32-4034 | 32-4146 |
| VMX12U | 88-05 | — | 32-4034 | 32-4146 |
| XVZ12 Venture | 83-85 | 32-1089 | — | 32-4146 |
| XVZ13T Venture | 87-88 | — | — | 32-4146 |
| XVZ13D Royale | 86-93 | — | — | 32-4146 |
| XVZ13 Royal Star | 96-00 | 32-1480 | 32-4034 | 32-4153 |
| XVZ1300 Royal Star Venture | 99-04 | 32-1480 | — | — |
| XVZ1300T | 02-04 | 32-1480 | — | — |
| XV1600 Road Star | 99-03 | 32-1480 | — | — |
| XV1600ALER/ALERC | 2003 | 32-1480 | — | — |
| Road Star Limited Edition | — | — | — | — |
| XV1600 Road Star, All | 01-03 | 32-1480 | — | — |
| XV17P Road Star Series | 02-08 | 32-7593 | 32-4034 | — |
| XV1900 RoadLiner | 06-08 | 32-7593 | 32-4034 | — |
| XV1900 StratoLiner | 06-08 | 32-7593 | 32-4034 | — |
| XV1900 Raider | 2008 | 32-7593 | 32-4034 | — |

| YAMAHA ATV | | | | |
|-------------------------|-------|---------|---------|--------|
| Application | Year | Front | Rear | Clutch |
| YTZ250N Tri-Moto | 1985 | 32-1089 | 32-4021 | — |
| YTZ250S Tri-Moto | 1986 | — | 32-4021 | — |
| YFM350FHL/FHLC | 1999 | 32-1480 | — | — |
| Big Bear 4WD Hunter | — | — | — | — |
| YFM350FWBL/FWBLC | 1999 | 32-1480 | — | — |
| Big Bear 4WD | — | — | — | — |
| YFM350F Wolverine 4WD | 95-01 | — | — | — |
| YFM350F Wolverine 4WD | 02-03 | — | 32-4025 | — |
| YFM350XT/XU/XW Warrior | 87-89 | — | 32-4021 | — |
| YFM350XA~XS/XSC Warrior | 90-04 | — | — | — |
| YFM350U Big Bear 2x4 | 1999 | 32-1480 | — | — |
| YFZ350T~N Banshee | 87-01 | — | 32-4021 | — |
| YFM400FWL/FWLC Kodiak | 1999 | 32-1480 | — | — |
| YFM600F Grizzly All | 98-01 | 32-1480 | — | — |

| YAMAHA Dual Sport/Offroad | | | | |
|---------------------------|-------|---------|---------|--------|
| Application | Year | Front | Rear | Clutch |
| YZ80S/T/U/W/A/B/D | 86-92 | 32-1088 | — | — |
| YZ80E1/F1/G1/H1 | 93-96 | 32-1088 | 32-4034 | — |
| YZ80J1/K1/L1/M1/N1 | 97-01 | — | 32-4034 | — |
| YZ85P/R/S/T | 02-05 | — | 32-4034 | — |
| YZ125N/S/T | 85-87 | 32-1088 | — | — |
| YZ125U/W | 88-89 | 32-1088 | 32-4034 | — |
| YZ125A/B/D1/E1/F1/G1 | 90-95 | 32-7591 | 32-4034 | — |
| YZ125H1/J1/K1/L1/M1/N1/P | 96-02 | — | 32-4204 | — |
| RT180K | 1998 | 32-1088 | — | — |
| IT200S | 1986 | 32-1088 | — | — |
| WR200RD | 1992 | — | 32-4034 | — |
| TT225L/LC/RM/RMC | 99-00 | 32-1088 | — | — |
| TT-R225N/NC~S/SC | 01-04 | 32-1088 | — | — |
| TT250RL/RLC | 1999 | — | 32-4021 | — |
| TT-R250M/MC/N/NC/P/PC | 00-02 | — | 32-4021 | — |
| TT-R250R/RC/S/SC/T/TC | 03-05 | — | 32-4021 | — |
| YZ250N/S/T | 85-87 | 32-1088 | — | — |
| YZ250U/W | 88-89 | 32-1088 | 32-4034 | — |
| YZ250A/B/D1/E1/F1/G1 | 90-95 | 32-7591 | 32-4034 | — |
| YZ250H1/J1/K1/L1/M1/N1/P | 96-02 | — | 32-4204 | — |
| YZ250FN/FP | 01-02 | — | 32-4204 | — |
| YZ250WRW | 1989 | 32-1088 | 32-4034 | — |
| YZ250WRA | 1990 | — | 32-4034 | — |
| WR250ZB~ZJ | 91-97 | — | 32-4034 | — |
| WR250FN/FP | 01-02 | — | 32-4204 | — |
| TT350S/T | 86-87 | 32-1088 | — | — |
| YT350N/NC~M/MC Dual Sport | 85-00 | 32-1088 | — | — |
| WR400FM | 2000 | — | 32-4204 | — |
| WR426FN/FP | 01-02 | — | 32-4204 | — |
| YZ426FM/FN/FP | 00-02 | — | 32-4204 | — |
| YZ490N/S/T/U/W/A | 85-90 | 32-1088 | — | — |
| WR500ZD/ZE | 92-93 | — | 32-4034 | — |
| TT600N/S Offroad | 85-86 | 32-1088 | — | — |

SHOP EQUIP & TOOLS

HARD PARTS

CARB & FUEL

IGNITION/ELECTRICAL

CONTROL

SUSPENSION

ACCESSORIES

MASTER CYLINDER & BRAKE CALIPER KIT X-REF.

SHOP EQUIP & TOOLS

HARD PARTS

CARB & FUEL

IGNITION/ELECTRICAL

CONTROL

SUSPENSION

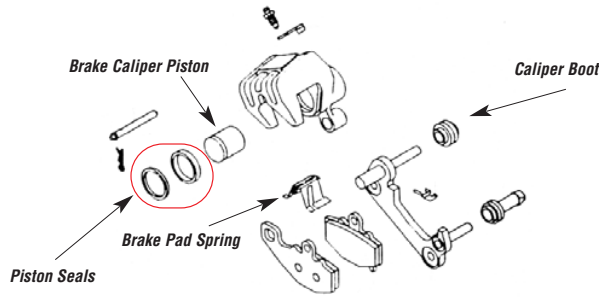
ACCESSORIES

| PART INTERCHANGE GUIDE | | |
|--|----------|-----------------|
| Note: O.E. #'s listed for reference use only | | |
| K&L# | MFG | REPLACES |
| HONDA | | |
| 32-1075 | Honda | 43520-461-771 |
| 32-1078 | Honda | 45530-471-831 |
| 32-1079 | Honda | 45530-MA4-671 |
| 32-1080 | Honda | 43520-MJ6-305 |
| 32-1081 | Honda | 22886-MBO-305 |
| 32-1100 | Honda | 45530-MA5-671 |
| 32-1101 | Honda | 45530-377-305 |
| 32-1102 | Honda | 45530-463-305 |
| 32-1150 | Honda | 45530-KN5-305 |
| 32-1324 | Honda | 45530-410-305 |
| 32-1341 | Honda | 45530-371-305 |
| 32-1458 | Honda | 43520-422-305 |
| 32-1464 | Honda | 45530-442-315 |
| 32-1474 | Honda | 45530-MN9-305 |
| 32-1476 | Honda | 45530-HC5-006 |
| 32-4188 | Honda | 45530-KCE-671 |
| 32-4232 | Honda | 45530-MK2-305 |
| 32-4234 | Honda | 45530-KJ1-701 |
| 32-4236 | Honda | 43520-MB2-305 |
| 32-4245 | Honda | 45530-MG9-951 |
| 32-4247 | Honda | 45530-MM8-671 |
| 32-4249 | Honda | 43520-MG9-305 |
| 32-4250 | Honda | 22886-MB4-305 |
| 32-4267 | Honda | 43530-410-305 |
| 32-4268 | Honda | 43520-463-315 |
| 32-7494 | Honda | 43520-MZ2-305 |
| 32-7496 | Honda | 43520-MAT-E01 |
| 32-7498 | Honda | 43520-MCS-G01 |
| 32-7557 | Honda | 22886-MCS-G01 |
| 32-7561 | Honda | 45530-MAJ-G41 |
| 32-7563 | Honda | 45620-MBG-026 |
| 32-7564 | Honda | 45530-KV3-305 |
| 32-7573 | Honda | 45530-MR7-305 |
| 32-7574 | Honda | 43520-MAJ-G41 |
| 32-7575 | Honda | 45530-KJ1-702 |
| 32-7590 | Honda | 45530-MEL-006 |
| KAWASAKI | | |
| 32-0853 | Kawasaki | 43020-1098 |
| 32-1095 | Kawasaki | 43020-1055 |
| 32-1096 | Kawasaki | 43020-1054 |
| 32-4063 | Kawasaki | 43020-1071 |
| 32-4159 | Kawasaki | 43020-1112 |
| 32-4188 | Kawasaki | 43020-5008 |
| 32-4228 | Kawasaki | 43020-1057 |
| 32-4230 | Kawasaki | 43020-1094 |
| 32-8048 | Kawasaki | 43073-001 |
| 32-8052 | Kawasaki | 43020-1023 |
| 32-8053 | Kawasaki | 43020-1019 |
| 32-8056 | Kawasaki | 43020-1056 |
| 32-8061 | Kawasaki | 43020-1079 |
| SUZUKI | | |
| 32-1082 | Suzuki | 59600-36820 |
| 32-1083 | Suzuki | 59600-45831 |
| 32-1097 | Suzuki | 69600-45820 |
| 32-1118 | Suzuki | 59600-45850 |
| 32-1122 | Suzuki | 59600-45860 |
| 32-4188 | Suzuki | 59600-36830 |
| 32-4219 | Suzuki | 69600-04810 |
| 32-4222 | Suzuki | 69600-04820 |
| YAMAHA | | |
| 32-1084 | Yamaha | 4H7-W0041-00-00 |
| 32-1085 | Yamaha | 1J3-W0041-20-00 |
| 32-1088 | Yamaha | 56A-W0041-00-00 |

| PART INTERCHANGE GUIDE | | |
|--|--------|-----------------|
| Note: O.E. #'s listed for reference use only | | |
| K&L# | MFG | REPLACES |
| YAMAHA | | |
| 32-1089 | Yamaha | 23L-W0041-00-00 |
| 32-1480 | Yamaha | 4K0-W0041-00-00 |
| 32-2299 | Yamaha | 4SV-W0041-00-00 |
| 32-4008 | Yamaha | 535-W0041-60-00 |
| 32-4021 | Yamaha | 29L-W0042-50-00 |
| 32-4025 | Yamaha | 2GH-W0042-50-00 |
| 32-4031 | Yamaha | 1J3-W0042-50-00 |
| 32-4034 | Yamaha | 1FK-W0042-50-00 |
| 32-4146 | Yamaha | 2KW-W0099-00-00 |
| 32-4153 | Yamaha | 3GM-W0099-00-00 |
| 32-4204 | Yamaha | 4SS-W0042-50-00 |
| 32-7499 | Yamaha | 2AX-W0042-50-00 |
| 32-7549 | Yamaha | 1WG-W0042-50-00 |
| 32-7591 | Yamaha | 3SP-W0041-00-00 |
| 32-7592 | Yamaha | 5DM-W0041-50-00 |
| 32-7593 | Yamaha | 5PX-W0041-00-00 |
| 32-7594 | Yamaha | 5MT-W0041-00-00 |

| BRAKE CALIPER KITS | | |
|--------------------|-----------|------------|
| HONDA | | |
| 32-1443 | ACH-151 | 6 pc. kit |
| 32-1445 | ACH-152 | 8 pc. kit |
| 32-1446 | ACH-153 | 7 pc. kit |
| 32-1584 | ACH-154 | 8 pc. kit |
| 32-1152 | BCF-101K | 6 pc. kit |
| 32-1153 | BCF-102K | 8 pc. kit |
| 32-1155 | BCF-103K | 6 pc. kit |
| 32-1156 | BCF-104K | 6 pc. kit |
| 32-1157 | BCF-105K | 8 pc. kit |
| 32-1154 | BCF-106 | 6 pc. kit |
| 32-7352 | BCF-107RK | 7 pc. kit |
| 32-1159 | BCF-108 | 8 pc. kit |
| 32-1163 | BCF-109 | 6 pc. kit |
| 32-1166 | BCF-110 | 8 pc. kit |
| 32-1177 | BCF-111RH | 8 pc. kit |
| 32-1182 | BCF-111LH | 8 pc. kit |
| 32-7595 | BCF-119K | |
| 32-7357 | BCF-121RH | 10 pc. kit |
| 32-7358 | BCF-121LH | 10 pc. kit |
| 32-7354 | BCF-127RH | 9 pc. kit |
| 32-7356 | BCF-127LH | 9 pc. kit |
| 32-7362 | BCF-130RH | 10 pc. kit |
| 32-7363 | BCF-130LH | 10 pc. kit |
| 32-7360 | BCF-131RH | 10 pc. kit |
| 32-7361 | BCF-131LH | 10 pc. kit |
| 32-7364 | BCF-132 | 5 pc. kit |
| 32-7353 | BCF-133K | 7 pc. kit |
| 32-1185 | BCR-101 | 6 pc. kit |
| 32-1197 | BCR-102 | 8 pc. kit |
| 32-1199 | BCR-103 | 7 pc. kit |
| 32-1202 | BCR-104 | 7 pc. kit |
| 32-1203 | BCR-105 | 6 pc. kit |
| 32-1207 | BCF-116 | 8 pc. kit |
| 32-4229 | BCR-112 | 8 pc. kit |
| 32-1227 | BCR-113 | 5 pc. kit |
| 32-7479 | BCR-114 | 10 pc. kit |
| 32-7480 | BCR-118 | 10 pc. kit |
| 32-7478 | BCR-119 | 5 pc. kit |
| KAWASAKI | | |
| 32-1599 | ACK-456 | 7 pc. kit |
| 32-1286 | BCF-401K | 5 pc. kit |
| 32-1289 | BCF-402 | 11 pc. kit |
| 32-1315 | BCF-405K | 8 pc. kit |
| 32-1319 | BCF-408K | 5 pc. kit |
| 32-7374 | BCF-413 | 7 pc. kit |
| KAWASAKI | | |
| 32-7365 | BCF-417K | 15 pc. kit |
| 32-7367 | BCF-416K | 11 pc. kit |
| 32-7366 | BCF-415K | 11 pc. kit |
| 32-7377 | BCF-418K | 11 pc. kit |
| 32-7376 | BCF-419K | 7 pc. kit |
| 32-7596 | BCR-120 | 7 pc. kit |
| 32-1335 | BCR-402K | 5 pc. kit |
| 32-1359 | BCF-405 | 7 pc. kit |
| 32-1361 | BCR-406 | 5 pc. kit |
| 32-7487 | BCR-409 | 7 pc. kit |
| SUZUKI | | |
| 32-1450 | ACS-352 | 7 pc. kit |
| 32-1594 | ACS-354 | 5 pc. kit |
| 32-1596 | ACS-355 | 5 pc. kit |
| 32-1418 | BCF-303K | 5 pc. kit |
| 32-1434 | BCF-307 | 5 pc. kit |
| 32-7378 | BCF-310K | 12 pc. kit |
| 32-7382 | BCF-311K | 12 pc. kit |
| 32-7380 | BCF-312K | 11 pc. kit |
| 32-7385 | BCF-313K | 16 pc. kit |
| 32-7381 | BCF-318K | 11 pc. kit |
| 32-7390 | BCF-320K | 15 pc. kit |
| 32-7379 | BCF-321K | 7 pc. kit |
| 32-7395 | BCF-325K | 7 pc. kit |
| 32-7598 | BCF-326K | 12 pc. kit |
| 32-7597 | BCF-327K | 11 pc. kit |
| 32-1425 | BCR-301K | 7 pc. kit |
| 32-0887 | BCR-302K | 7 pc. kit |
| 32-0732 | BCR-303 | 7 pc. kit |
| 32-0751 | BCR-304K | 7 pc. kit |
| 32-7492 | BCR-410 | 5 pc. kit |
| YAMAHA | | |
| 32-1586 | ACY-251 | 3 pc. kit |
| 32-1587 | ACY-252 | 4 pc. kit |
| 32-1589 | ACY-253 | 5 pc. kit |
| 32-1250 | BCF-201 | 4 pc. kit |
| 32-1602 | BCF-203 | 3 pc. kit |
| 32-1605 | BCF-205 | 3 pc. kit |
| 32-1606 | BCF-207K | 5 pc. kit |
| 32-1608 | BCR-202 | 6 pc. kit |
| 32-7476 | BCF-212K | 9 pc. kit |
| 32-7599 | BCF-213K | |
| 32-7477 | BCF-214K | 9 pc. kit |

BRAKE CALIPER REBUILD KITS, PISTONS & PAD SPRINGS



K&L BRAKE CALIPER REBUILD KITS

No need to look up each individual part. These kits contain all necessary replacement parts to rebuild one Brake Caliper Assembly. **Made in Japan.**
Note: Front Brake Calipers (1) or (2) after part number indicates number of kits required to do complete job. Order as required. All rear use one kit only.
Brake Caliper Piston and Brake Caliper Pad Spring not Included in kits.

K&L BRAKE CALIPER PISTONS

OEM replacement Brake Caliper Pistons. Sold each.
Made in Japan.
Note: Piston (1), (2) or (4) after part number indicates number of Brake Caliper Pistons required to do complete job. Order as required.

| HONDA Street Application | Year | Front Caliper Rebuild Kit | Front Caliper Piston-each | Front Caliper Pad Springs pk/2 | Rear Caliper Rebuild Kit | Rear Caliper Piston-each | Rear Caliper Springs pk/2 |
|--|-------|---------------------------|---------------------------|--------------------------------|--------------------------|--------------------------|---------------------------|
| CB125TT | 1990 | 32-1163-(1) | — | — | — | — | — |
| CMX250C Rebel 250, All | 85-04 | 32-1446-(1) | — | — | — | — | — |
| NX250 | 88-90 | 32-1207-(1) | 32-2304-(2) | — | — | — | — |
| VTR250 Interceptor | 1990 | 32-1163-(1) | — | — | — | — | — |
| CB400T Hawk | 1981 | 32-1166-(1) | 32-1176-(2) | — | — | — | — |
| CM400C Custom | 1981 | 32-1166-(1) | 32-1176-(2) | — | — | — | — |
| CB450SC Nighthawk | 1986 | 32-1166-(1) | 32-1176-(2) | — | — | — | — |
| CMX450C Rebel | 86-87 | 32-1166-(1) | 32-1176-(2) | — | — | — | — |
| CX500/ Custom | 78-79 | 32-1154-(1) | 32-1167-(1) | — | — | — | — |
| CX500C Custom -- | 1982 | 32-1166-(1) | 32-1176-(2) | — | — | — | — |
| CX500D Deluxe | 79-81 | 32-1154-(1) | 32-1167-(1) | — | — | — | — |
| CX500TC Turbo | 1982 | 32-1153-(2) | 32-1176-(4) | — | 32-1166 | 32-1176-(2) | — |
| FT500 Ascot (Single Cylinder) | 82-83 | 32-1166-(1) | 32-1176-(2) | — | 32-1197 | 32-4187-(2) | — |
| GB500 | 89-90 | 32-1166-(1) | 32-1176-(2) | — | — | — | — |
| GL500 Silverwing (1 caliper) | 81-82 | 32-1166-(1) | 32-1176-(2) | — | — | — | — |
| GL500I Silverwing Interstate (2 caliper) | 81-82 | 32-1153-(2) | 32-1176-(4) | — | — | — | — |
| VF500C Magna | 84-85 | 32-1159-(1) | 32-1174-(2) | — | — | — | — |
| VF500F Interceptor | 84-86 | 32-1153-(2) | 32-1176-(4) | — | 32-1166 | 32-1176-(2) | — |
| VT500C Shadow 500 | 83-86 | 32-1159-(1) | 32-1174-(2) | — | — | — | — |
| VT500FT Ascot (V-Twin) | 83-84 | 32-1159-(1) | 32-1174-(2) | — | — | — | — |
| CB550SC Nighthawk | 1983 | 32-1159-(1) | 32-1174-(2) | — | — | — | — |
| CB600F CB599 Naked Bike | 00-06 | 32-7595-(2) | — | — | 32-1227 | — | — |
| CBR600F Hurricane | 87-90 | 32-1207-(2) | — | — | 32-1197 | 32-4187-(2) | — |
| CBR600F2 Hurricane | 91-94 | 32-7595-(2) | — | — | 32-1227 | — | — |
| CBR600F3 Hurricane | 95-98 | 32-7595-(2) | — | — | 32-1227 | — | — |
| CBR600SE | 1998 | — | — | — | 32-1227 | — | — |
| VT600C Shadow, All | 88-93 | 32-1163-(1) | — | — | — | — | — |
| VT600C Shadow, All | 94-04 | 32-1207-(1) | — | — | — | — | — |
| CB650SC Nighthawk | 83-85 | 32-1153-(2) | 32-1176-(4) | — | — | — | — |
| CX650C Custom | 1983 | 32-1159-(1) | 32-1174-(2) | — | — | — | — |
| CX650T Turbo | 1983 | 32-1157-(2) | 32-1174-(4) | — | 32-1166 | 32-1176-(2) | — |
| GL650 Silver Wing | 1983 | 32-1153-(2) | 32-1174-(4) | — | — | — | — |

K&L BRAKE CALIPER PISTON SIZING CHART

| HONDA | KAWASAKI | KAWASAKI | SUZUKI |
|---------------------------|--------------------------|---------------------------|----------------------------|
| 32-1167 BCP-103 43x41mm | 32-4045 BCP-408 38x40mm | 32-4117 BCP-416B 34x31mm | 32-4185 BCP-306 27x23mm |
| 32-1168 BCP-102 38x35mm | 32-4047 BCP-410 24x29mm | 32-4122 BCP-418 38x28mm | 32-2304 CPK-901-P 27x25mm |
| 32-1174 BCP-106 32x35mm | 32-4048 BCP-411 43x33mm | 32-2304 CPK-901-P 27x25mm | YAMAHA |
| 32-1176 BCP-107 30x35mm | 32-4049 BCP-412 38x23mm | 32-2310 CPK-906-P 30x29mm | 32-2332 CPK-202 42.75x21mm |
| 32-4187 BCP-114 27x35mm | 32-4071 BCP-413 38x23mm | SUZUKI | 32-2324 CPK-203 32x23mm |
| 32-2304 CPK-901-P 27x25mm | 32-4094 BCP-414 30x24mm | 32-4154 BCP-301 34x9mm | 32-2304 CPK-901-P 27x25mm |
| KAWASAKI | 32-4097 BCP-415A 34x24mm | 32-4169 BCP-304 30x39mm | 32-2310 CPK-906-P 30x29mm |
| 32-4039 BCP-404 43x34mm | 32-4098 BCP-415B 27x24mm | 32-4184 BCP-305 38x38mm | |

SHOP EQUIP & TOOLS

HARD PARTS

CARB & FUEL

IGNITION/ELECTRICAL

CONTROL

SUSPENSION

ACCESSORIES

BRAKE CALIPER REBUILD KITS, PISTONS & PAD SPRINGS

| | HONDA Street Application | | | | | | | |
|---------------------|---------------------------------|----------------------------------|----------------------------------|---------------------------------------|---------------------------------|---------------------------------|----------------------------------|-------|
| | Year | Front Caliper Rebuild Kit | Front Caliper Piston-each | Front Caliper Pad Springs pk/2 | Rear Caliper Rebuild Kit | Rear Caliper Piston-each | Rear Caliper Springs pk/2 | |
| SHOP EQUIP & TOOLS | GL650I Silver Wing | 1983 | 32-1153-(2) | 32-1174-(4) | _____ | _____ | _____ | _____ |
| | NT650 Hawk GT | 88-91 | 32-1163-(1) | _____ | _____ | 32-1227 | _____ | _____ |
| | NX650 | 88-90 | 32-1163-(1) | _____ | _____ | _____ | _____ | _____ |
| | CB700SC Nighthawk | 84-86 | 32-1157-(2) | 32-1174-(4) | _____ | _____ | _____ | _____ |
| | VF700C Magna | 84-86 | 32-1153-(2) | 32-1176-(4) | _____ | _____ | _____ | _____ |
| | VF700C Magna | 1987 | 32-1166-(1) | 32-1176-(2) | _____ | _____ | _____ | _____ |
| | VF700F Interceptor | 84-85 | 32-1157-(2) | 32-1174-(4) | _____ | 32-1197 | 32-4187-(2) | _____ |
| | VF700S Sabre | 84-85 | 32-1153-(2) | 32-1176-(4) | _____ | _____ | _____ | _____ |
| | VFR700F/F2 Interceptor | 86-87 | _____ | _____ | _____ | 32-1197 | 32-4187-(2) | _____ |
| | VT700C Shadow | 86-87 | 32-1159-(2) | 32-1174-(2) | _____ | _____ | _____ | _____ |
| HARD PARTS | CB750 Nighthawk | 91-96 | 32-1207-(2) | _____ | _____ | _____ | _____ | _____ |
| | CB750C Custom | 1982 | _____ | 32-1176-(4) | _____ | _____ | _____ | _____ |
| | CB750F Super Sport | 77-80 | 32-1185-(2) | 32-1168-(2) | _____ | 32-1185 | 32-1168-(1) | _____ |
| | CB750F Super Sport | 81-82 | 32-1153-(2) | 32-1176-(4) | _____ | 32-1197 | 32-4187-(2) | _____ |
| | CB750K to frame CM30151 | 1982 | 32-1153-(1) | 32-1176-(2) | _____ | _____ | _____ | _____ |
| | CB750SC Nighthawk | 82-83 | 32-1166-(2) | 32-1176-(4) | _____ | _____ | _____ | _____ |
| | VF750C V45 Magna | 82-83 | 32-1166-(2) | 32-1176-(4) | _____ | _____ | _____ | _____ |
| | VF750C V45 Magna | 1988 | 32-1163-(1) | 32-1176-(2) | _____ | _____ | _____ | _____ |
| | VF750F Interceptor | 83-84 | 32-1157-(2) | 32-1174-(4) | _____ | 32-1197 | 32-4187-(2) | _____ |
| | VF750S Sabre | 82-83 | 32-1153-(2) | 32-1176-(4) | _____ | _____ | _____ | _____ |
| CARB & FUEL | VFR750F Interceptor | 1986 | _____ | _____ | _____ | 32-1197 | 32-4187-(2) | _____ |
| | VFR750 | 88-96 | 32-7595-(2) | _____ | _____ | 32-1207 | _____ | _____ |
| | VT750C Shadow, All | 97-02 | 32-1207-(2) | _____ | _____ | _____ | _____ | _____ |
| | PC800 Pacific Coast | 89-90 | 32-1207-(2) | _____ | _____ | _____ | _____ | _____ |
| | PC800 Pacific Coast | 94-96 | 32-1207-(2) | _____ | _____ | _____ | _____ | _____ |
| | VFR800 LH Caliper | 98-01 | 32-7358-(1) | _____ | _____ | 32-7479 | _____ | _____ |
| | VFR800 RH Caliper | 98-01 | 32-7357-(1) | _____ | _____ | 32-7479 | _____ | _____ |
| | VFR800 LH Caliper | 02-05 | 32-7363-(1) | _____ | _____ | 32-7480 | _____ | _____ |
| | VFR800 RH Caliper | 02-05 | 32-7362-(1) | _____ | _____ | _____ | _____ | _____ |
| | VT800C Shadow | 1988 | 32-1166-(1) | 32-1176-(2) | _____ | _____ | _____ | _____ |
| IGNITION/ELECTRICAL | CB900C Custom | 1980 | 32-1152-(2) | 32-1168-(2) | _____ | 32-1203 | 32-1167-(1) | _____ |
| | CB900C Custom | 1981 | 32-1156-(2) | 32-1167-(2) | _____ | 32-1203 | 32-1167-(1) | _____ |
| | CB900C Custom | 1982 | 32-1153-(2) | 32-1176-(4) | _____ | 32-1166 | 32-1176-(2) | _____ |
| | CB900F Super Sport | 81-82 | 32-1153-(2) | 32-1176-(4) | _____ | 32-1197 | 32-4187-(2) | _____ |
| | CBR900RR | 93-99 | 32-7353-(2) | _____ | _____ | 32-1227 | _____ | _____ |
| | CBR929RR | 00-01 | _____ | _____ | _____ | 32-1227 | _____ | _____ |
| | CB1000C Custom | 1983 | _____ | 32-1176-(4) | _____ | _____ | 32-1176-(2) | _____ |
| | CBR1000F Hurricane | 87-88 | 32-7353-(2) | _____ | _____ | 32-1197 | 32-4187-(2) | _____ |
| | CBR1000F Hurricane | 90-92 | 32-7595-(2) | _____ | _____ | 32-1207 | _____ | _____ |
| | CBR1000F LH Caliper | 93-99 | 32-7356-(1) | _____ | _____ | _____ | _____ | _____ |
| CONTROL | CBR1000F RH Caliper | 93-99 | 32-7354-(1) | _____ | _____ | _____ | _____ | _____ |
| | CBX | 1979 | 32-1156-(2) | 32-1167-(2) | _____ | 32-1185 | 32-1168-(2) | _____ |
| | CBX | 1980 | 32-1156-(2) | 32-1167-(2) | _____ | 32-1185 | _____ | _____ |
| | CBX | 81-82 | 32-1153-(2) | 32-1176-(4) | _____ | 32-1197 | 32-4187-(2) | _____ |
| | GL1000 Goldwing | 75-77 | 32-1152-(2) | _____ | _____ | 32-1202 | _____ | _____ |
| | GL1000L Goldwing LTD | 1976 | 32-1152-(2) | _____ | _____ | 32-1202 | _____ | _____ |
| | GL1000 Goldwing | 1978 | 32-1152-(2) | 32-1168-(2) | _____ | 32-1199 | _____ | _____ |
| | GL1000 Goldwing | 1979 | 32-1155-(2) | 32-1167-(2) | _____ | 32-1199 | _____ | _____ |
| | RVT1000R (RC51) | 00-05 | _____ | _____ | _____ | 32-1227 | _____ | _____ |
| | VF1000F Interceptor | 1984 | 32-1159-(2) | 32-1174-(4) | _____ | 32-1159 | 32-1174-(2) | _____ |
| SUSPENSION | VF1000R | 85-86 | 32-1159-(2) | 32-1174-(4) | _____ | _____ | _____ | _____ |
| | VTR1000F Super Hawk | 98-06 | 32-7353-(2) | _____ | _____ | 32-1227 | _____ | _____ |
| | CB1100F Super Sport | 1983 | _____ | 32-1176-(4) | _____ | 32-1197 | 32-4187-(2) | _____ |
| | GL1100 Goldwing | 80-81 | 32-1156-(2) | 32-1167-(2) | _____ | 32-1203 | 32-1167-(1) | _____ |
| | GL1100 Goldwing | 1982 | 32-1153-(2) | 32-1176-(4) | _____ | 32-1166 | 32-1176-(2) | _____ |
| | GL1100 Goldwing | 1983 | 32-1446-(2) | _____ | _____ | _____ | 32-1174-(2) | _____ |
| | GL1100A Aspencade | 1982 | 32-1153-(2) | 32-1176-(4) | _____ | 32-1166 | _____ | _____ |
| | GL1100A Aspencade | 1983 | 32-1446-(2) | _____ | _____ | 32-1159 | 32-1174-(2) | _____ |
| | GL1100I Goldwing Interstate | 80-81 | 32-1156-(2) | 32-1167-(2) | _____ | 32-1203 | 32-1167-(1) | _____ |
| | GL1100I Goldwing Interstate | 1982 | 32-1153-(2) | 32-1176-(4) | _____ | 32-1166 | 32-1176-(2) | _____ |
| ACCESSORIES | GL1100I Goldwing Interstate | 1983 | 32-1446-(2) | _____ | _____ | 32-1159 | 32-1174-(2) | _____ |
| | ST1100, ST1100A (ABS) | 91-95 | 32-1207-(2) | _____ | _____ | 32-1207 | _____ | _____ |
| | ST1100A (ABS) LH Caliper | 96-02 | 32-7356-(1) | _____ | _____ | 32-7479 | _____ | _____ |
| | ST1100A (ABS) RH Caliper | 96-02 | 32-7354-(1) | _____ | _____ | 32-7479 | _____ | _____ |
| | VF1100C V65 Magna | 83-86 | 32-1157-(2) | 32-1174-(4) | _____ | 32-1166 | 32-1176-(2) | _____ |
| | VF1100S V65 Sabre | 84-85 | 32-1157-(2) | 32-1174-(4) | _____ | 32-1166 | 32-1176-(2) | _____ |
| | VT1100C Shadow 1100 | 85-90 | 32-1166-(2) | 32-1176-(4) | _____ | _____ | _____ | _____ |
| | VT1100C Shadow 1100 | 92-93 | 32-1166-(1) | 32-1176-(2) | _____ | _____ | _____ | _____ |
| | VT1100C Spirit, ACE, Sabre | 94-05 | 32-1207-(1) | _____ | _____ | _____ | _____ | _____ |

BRAKE CALIPER REBUILD KITS, PISTONS & PAD SPRINGS

| HONDA Street Application | | | Year | Front Caliper Rebuild Kit | Front Caliper Piston-each | Front Caliper Pad Springs pk/2 | Rear Caliper Rebuild Kit | Rear Caliper Piston-each | Rear Caliper Springs pk/2 | |
|---------------------------------|--------------|-------|-------------|----------------------------------|----------------------------------|---------------------------------------|---------------------------------|---------------------------------|----------------------------------|--|
| GL1200 Goldwing | (LH Caliper) | 1984 | 32-1182-(1) | _____ | _____ | _____ | 32-1159 | 32-1174-(2) | _____ | |
| | (RH Caliper) | | 32-1177-(1) | _____ | _____ | _____ | _____ | _____ | _____ | |
| GL1200A Aspencade | (LH Caliper) | 84-87 | 32-1182-(1) | _____ | _____ | _____ | 32-1159 | 32-1174-(2) | _____ | |
| | (RH Caliper) | | 32-1177-(1) | _____ | _____ | _____ | _____ | _____ | _____ | |
| GL1200I Interstate | (LH Caliper) | 84-87 | 32-1182-(1) | _____ | _____ | _____ | 32-1159 | 32-1174-(2) | _____ | |
| | (RH Caliper) | | 32-1177-(1) | _____ | _____ | _____ | _____ | _____ | _____ | |
| GL1200L LTD | (LH Caliper) | 1985 | 32-1182-(1) | _____ | _____ | _____ | 32-1159 | 32-1174-(2) | _____ | |
| | (RH Caliper) | | 32-1177-(1) | _____ | _____ | _____ | _____ | _____ | _____ | |
| GL1200SEi Goldwing SEi | (LH Caliper) | 1986 | 32-1182-(1) | _____ | _____ | _____ | 32-1159 | 32-1174-(2) | _____ | |
| | (RH Caliper) | | 32-1177-(1) | _____ | _____ | _____ | _____ | _____ | _____ | |
| VTX1300S3/S4 | | 03-04 | 32-1207-(1) | _____ | _____ | _____ | _____ | _____ | _____ | |
| GL1500 Goldwing | (LH Caliper) | 88-90 | 32-1446-(1) | _____ | _____ | _____ | 32-1159 | 32-1174-(2) | _____ | |
| | (RH Caliper) | | 32-1163-(1) | _____ | _____ | _____ | _____ | _____ | _____ | |
| GL1500A Aspencade | (LH Caliper) | 91-00 | 32-1446-(1) | _____ | _____ | _____ | 32-1159 | 32-1174-(2) | _____ | |
| | (RH Caliper) | | 32-1163-(1) | _____ | _____ | _____ | _____ | _____ | _____ | |
| GL1500I Interstate | (LH Caliper) | 91-96 | 32-1446-(1) | _____ | _____ | _____ | 32-1159 | 32-1174-(2) | _____ | |
| | (RH Caliper) | | 32-1163-(1) | _____ | _____ | _____ | _____ | _____ | _____ | |
| GL1500SE Goldwing SE | (LH Caliper) | 90-00 | 32-1446-(1) | _____ | _____ | _____ | 32-1159 | 32-1174-(2) | _____ | |
| | (RH Caliper) | | 32-1163-(1) | _____ | _____ | _____ | _____ | _____ | _____ | |
| GL1500C Valkyrie. All | | 97-01 | 32-1207-(2) | _____ | _____ | _____ | 32-1207 | _____ | _____ | |
| GL1800 Goldwing | (LH Caliper) | 01-04 | 32-7358-(1) | _____ | _____ | _____ | 32-7479 | _____ | _____ | |
| | (RH Caliper) | | 32-7357-(1) | _____ | _____ | _____ | _____ | _____ | _____ | |
| VTX1800C | (LH Caliper) | 02-05 | 32-7356-(1) | _____ | _____ | _____ | _____ | _____ | _____ | |
| | (RH Caliper) | | 32-7354-(1) | _____ | _____ | _____ | _____ | _____ | _____ | |
| HONDA ATV | | | | | | | | | | |
| ATC200X | | 83-87 | 32-1443-(1) | _____ | _____ | _____ | 32-1445 | _____ | _____ | |
| ATC250R | | 82-84 | 32-1443-(1) | _____ | _____ | _____ | 32-1445 | _____ | _____ | |
| ATC250R | | 85-86 | 32-1446-(1) | _____ | _____ | _____ | 32-1584 | _____ | _____ | |
| TRX250R Four Trax 250R | | 86-89 | 32-1446-(2) | _____ | _____ | _____ | 32-1584 | _____ | _____ | |
| TRX250X Four Trax 250 | | 87-88 | 32-1443-(2) | _____ | _____ | _____ | 32-1445 | _____ | _____ | |
| TRX250X Four Trax 250 | | 91-92 | 32-1443-(2) | _____ | _____ | _____ | 32-1445 | _____ | _____ | |
| TRX300EX Fourtrax 300EX | | 93-00 | 32-1443-(1) | _____ | _____ | _____ | 32-1445 | _____ | _____ | |
| ATC350X | | 85-86 | 32-1446-(1) | _____ | _____ | _____ | 32-1445 | _____ | _____ | |
| TRX450R Four Trax 450R | | 04-05 | 32-1446-(2) | _____ | _____ | _____ | _____ | _____ | _____ | |
| HONDA Dual Sport/Offroad | | | | | | | | | | |
| CR80R/RB Expert | | 96-05 | 32-7364-(1) | _____ | _____ | _____ | 32-4229 | _____ | _____ | |
| CR85R/RB Expert | | 03-06 | 32-7364-(1) | _____ | _____ | _____ | 32-4229 | _____ | _____ | |
| CR125R | | 84-86 | 32-1207-(1) | _____ | _____ | _____ | _____ | _____ | _____ | |
| CR125R | | 87-99 | 32-1207-(1) | 32-2304-(2) | _____ | _____ | 32-4229 | _____ | _____ | |
| CR125R | | 2000 | 32-1207-(1) | _____ | _____ | _____ | 32-4229 | _____ | _____ | |
| CR125R | | 02-06 | 32-1207-(1) | _____ | _____ | _____ | _____ | _____ | _____ | |
| CR250R | | 84-86 | 32-1207-(1) | _____ | _____ | _____ | _____ | _____ | _____ | |
| CR250R | | 87-99 | 32-1207-(1) | 32-2304-(2) | _____ | _____ | 32-4229 | _____ | _____ | |
| CR250R | | 2000 | 32-1207-(1) | _____ | _____ | _____ | 32-4229 | _____ | _____ | |
| CR250R | | 02-06 | 32-1207-(1) | _____ | _____ | _____ | _____ | _____ | _____ | |
| CRF250R/X | | 02-08 | 32-1207-(1) | _____ | _____ | _____ | 32-7478 | _____ | _____ | |
| NX250 | | 88-90 | 32-1207-(1) | 32-2304-(2) | _____ | _____ | _____ | _____ | _____ | |
| XR250L | | 91-96 | 32-1207-(1) | 32-2304-(2) | _____ | _____ | 32-4229 | _____ | _____ | |
| XR250R | | 84-85 | 32-1446-(1) | _____ | _____ | _____ | _____ | _____ | _____ | |
| XR250R | | 86-87 | 32-1207-(1) | _____ | _____ | _____ | _____ | _____ | _____ | |
| XR250R | | 88-89 | 32-1207-(1) | 32-2304-(2) | _____ | _____ | _____ | _____ | _____ | |
| XR250R | | 90-04 | 32-1207-(1) | 32-2304-(2) | _____ | _____ | 32-4229 | _____ | _____ | |
| XL350R | | 84-85 | 32-1446-(1) | _____ | _____ | _____ | _____ | _____ | _____ | |
| XR350R | | 84-85 | 32-1446-(1) | _____ | _____ | _____ | _____ | _____ | _____ | |
| XR400R | | 96-04 | 32-1207-(1) | 32-2304-(2) | _____ | _____ | 32-4229 | _____ | _____ | |
| CRF450R/X | | 02-08 | 32-1207-(1) | _____ | _____ | _____ | 32-7478 | _____ | _____ | |
| CR500R | | 84-86 | 32-1207-(1) | _____ | _____ | _____ | _____ | _____ | _____ | |
| CR500R | | 87-00 | 32-1207-(1) | 32-2304-(2) | _____ | _____ | 32-4229 | _____ | _____ | |
| XR500R | | 83-84 | 32-1446-(1) | _____ | _____ | _____ | _____ | _____ | _____ | |
| XL600R | | 83-87 | 32-1446-(1) | _____ | _____ | _____ | _____ | _____ | _____ | |
| XR600R | | 85-87 | 32-1207-(1) | _____ | _____ | _____ | _____ | _____ | _____ | |
| XR600R | | 88-90 | 32-1207-(1) | 32-2304-(2) | _____ | _____ | _____ | _____ | _____ | |
| XR600R | | 91-00 | 32-1207-(1) | 32-2304-(2) | _____ | _____ | 32-4229 | _____ | _____ | |
| XR650L | | 93-04 | 32-1207-(1) | 32-2304-(2) | _____ | _____ | 32-4229 | _____ | _____ | |
| XR650R | | 00-05 | 32-1207-(1) | _____ | _____ | _____ | 32-4229 | _____ | _____ | |

SHOP EQUIP & TOOLS

HARD PARTS

CARB & FUEL

IGNITION/ELECTRICAL

CONTROL

SUSPENSION

ACCESSORIES

BRAKE CALIPER REBUILD KITS, PISTONS & PAD SPRINGS

KAWASAKI Street

| Application | Year | Front Caliper Rebuild Kit | Front Caliper Piston-each | Front Caliper Pad Springs pk/2 | Rear Caliper Rebuild Kit | Rear Caliper Piston-each | Rear Caliper Springs pk/2 |
|--------------------------------|-------|---------------------------|---------------------------|--------------------------------|--------------------------|--------------------------|---------------------------|
| EL250B2/B3 Eliminator | 88-89 | 32-1319-(1) | 32-4048-(1) | ———— | ———— | ———— | ———— |
| EL250E1/E2/E3/E4 Eliminator HS | 91-94 | 32-1319-(1) | 32-4048-(1) | ———— | ———— | ———— | ———— |
| EX250E1/E2 Ninja 250R | 86-87 | 32-1319-(1) | 32-4048-(1) | ———— | 32-1319 | 32-4048-(1) | ———— |
| EX250F2-F4 Ninja 250R | 88-90 | 32-1315-(1) | ———— | ———— | 32-1359 | 32-4047-(2) | ———— |
| EX250F6-F17 Ninja 250R | 92-05 | 32-1315-(1) | 32-4117-(1) | ———— | 32-1359 | 32-4047-(2) | ———— |
| EX305B1 GPz | 1983 | 32-1319-(1) | 32-4048-(1) | ———— | ———— | ———— | ———— |
| KZ305A1/A2 CSR | 81-82 | 32-1286-(1) | 32-4039-(1) | ———— | ———— | ———— | ———— |
| KZ305B1 CSR Belt | 1983 | 32-1286-(1) | 32-4039-(1) | ———— | ———— | ———— | ———— |
| KZ305B2/B3 LTD Belt | 87-88 | 32-1286-(1) | 32-4039-(1) | ———— | ———— | ———— | ———— |
| KZ440A1/A2/A3 LTD | 80-82 | 32-1289-(1) | ———— | ———— | ———— | ———— | ———— |
| KZ440A4 LTD | 1983 | 32-1286-(1) | 32-4039-(1) | ———— | ———— | ———— | ———— |
| KZ440D1/D2/D3/D4 LTD Belt | 80-82 | 32-1289-(1) | ———— | ———— | ———— | ———— | ———— |
| KZ440D5 LTD Belt | 1983 | 32-1286-(1) | 32-4039-(1) | ———— | ———— | ———— | ———— |
| KZ440G1 | 1982 | 32-1286-(1) | 32-4039-(1) | ———— | ———— | ———— | ———— |
| EN450A1~A6 LTD 454 | 85-90 | 32-1319-(1) | 32-4048-(1) | ———— | ———— | ———— | ———— |
| EN500A1~A7 Vulcan | 90-96 | 32-1319-(1) | 32-4048-(1) | ———— | ———— | ———— | ———— |
| EN500C1~C9 Vulcan 500 LTD | 96-05 | 32-1319-(1) | 32-4048-(1) | ———— | ———— | ———— | ———— |
| EX500A1~A7 Ninja 500R | 87-93 | 32-1315-(1) | ———— | ———— | ———— | ———— | ———— |
| EX500 Ninja 500R | 94-08 | 32-1315-(1) | 32-4117-(1) | ———— | ———— | ———— | ———— |
| KZ550A1 | 1980 | 32-1289-(1) | ———— | ———— | ———— | ———— | ———— |
| KZ550A2/A3/A4 | 81-83 | 32-1286-(1) | 32-4039-(1) | ———— | ———— | ———— | ———— |
| KZ550C1/C2/C3/C4 C4 LTD | 80-83 | 32-1286-(1) | 32-4039-(1) | ———— | ———— | ———— | ———— |
| KZ550D1 GPz | 1981 | 32-1286-(2) | 32-4039-(2) | ———— | 32-1286 | 32-4039-(1) | ———— |
| KZ550F1 Spectre | 1983 | 32-1286-(1) | 32-4039-(1) | ———— | ———— | ———— | ———— |
| KZ550F2 LTD | 1984 | 32-1286-(1) | 32-4039-(1) | ———— | ———— | ———— | ———— |
| KZ550H1/H2 GPz | 82-83 | 32-1286-(2) | 32-4039-(2) | ———— | 32-1286 | 32-4039-(1) | ———— |
| KZ550M1 LTD | 1983 | 32-1286-(1) | 32-4039-(1) | ———— | ———— | ———— | ———— |
| ZR550B1/B2/B3/B4 | 90-93 | 32-1315-(2) | ———— | ———— | 32-1361 | 32-4047-(2) | ———— |
| ZX550A1/A2/A3 GPz | 84-86 | 32-1319-(2) | 32-4048-(2) | ———— | 32-1319 | 32-4048-(1) | ———— |
| ZL600A1/A2 Eliminator | 86-87 | 32-1319-(1) | 32-4048-(1) | ———— | ———— | ———— | ———— |
| ZL600B2/B3 Eliminator | 96-97 | 32-1315-(1) | ———— | ———— | ———— | ———— | ———— |
| ZX600A1/A2/A3 Ninja 600R | 85-87 | 32-1319-(2) | 32-4048-(2) | ———— | 32-1319 | 32-4048-(1) | ———— |
| ZX600B1 Ninja 600RX | 1987 | 32-1319-(2) | 32-4048-(2) | ———— | 32-1319 | 32-4048-(1) | ———— |
| ZX600C1~C10 Ninja 600R | 88-97 | 32-1315-(2) | ———— | ———— | 32-1315 | ———— | ———— |
| ZX600D1/D2/D3/D4 Ninja ZX-6 | 90-93 | 32-7365-(2) | 32-4094-(8) | ———— | 32-1315 | 32-4117-(1) | ———— |
| ZX600E1~E10 Ninja ZX-6 | 93-02 | 32-7365-(2) | ———— | ———— | 32-1361 | 32-4122-(1) | ———— |
| ZX600E11 ZZR600 | 2003 | ———— | ———— | ———— | 32-1361 | 32-4122-(1) | ———— |
| ZX600F1/F2/F3 Ninja ZX-6R | 95-97 | 32-7365-(2) | ———— | ———— | 32-1361 | 32-4122-(1) | ———— |
| ZX600G1/G2 Ninja ZX-6R | 98-99 | 32-7366-(2) | ———— | ———— | 32-1361 | ———— | ———— |
| ZX600J/J2/J3 Ninja ZX-6R | 00-03 | 32-7367-(2) | ———— | ———— | 32-1361 | ———— | ———— |
| ZX600K1 Ninja ZX-6RR | 2003 | ———— | ———— | ———— | 32-1361 | ———— | ———— |
| ZX636B1 Ninja ZX-6R | 2003 | ———— | ———— | ———— | 32-1361 | ———— | ———— |
| KL650A1~A18 KLR650 | 87-05 | ———— | ———— | ———— | ———— | ———— | ———— |
| KL650B2/B3 Tengai KLR | 90-91 | 32-1315-(1) | ———— | ———— | ———— | ———— | ———— |
| KZ650B1/B2/B2A/B3 | 77-79 | 32-1289-(1) | ———— | 32-4117-(1) | ———— | ———— | ———— |
| KZ650C1/C2 (with solid disc) | 77-78 | ———— | 32-4045-(2) | ———— | ———— | ———— | ———— |
| KZ650D1/D1A SR | 1978 | ———— | 32-4045-(2) | ———— | ———— | ———— | ———— |
| KZ650E1 LTD | 1980 | 32-1289-(1) | ———— | ———— | ———— | ———— | ———— |
| KZ650F1 | 1980 | 32-1289-(1) | ———— | ———— | ———— | ———— | ———— |
| KZ650H1/H2/H3 CSR | 81-83 | 32-1286-(1) | 32-4039-(1) | ———— | ———— | ———— | ———— |
| KZ700A1 | 1984 | 32-1286-(2) | 32-4039-(2) | ———— | 32-1286 | 32-4039-(1) | ———— |
| VN700A1 Vulcan | 1985 | 32-1319-(2) | 32-4048-(2) | ———— | ———— | ———— | ———— |
| ZN700A1/A2 LTD | 84-85 | 32-1319-(2) | 32-4048-(2) | ———— | 32-1315 | 32-4048-(1) | ———— |
| KZ750B1 (2-cylinder) | 1976 | 32-1289-(1) | ———— | ———— | ———— | ———— | ———— |
| KZ750B2/B3/B4 (2-cylinder) | 77-79 | 32-1289-(1) | ———— | ———— | ———— | ———— | ———— |
| KZ750E1/E2/E3 | 80-82 | 32-1286-(2) | 32-4039-(2) | ———— | 32-1286 | 32-4039-(1) | ———— |
| KZ750F1 LTD | 1983 | 32-1286-(2) | 32-4039-(2) | ———— | 32-1286 | 32-4039-(1) | ———— |
| KZ750G1 LTD (2-cylinder) | 1980 | 32-1289-(1) | ———— | ———— | ———— | ———— | ———— |
| KZ750H1/H2/H3/H4 LTD | 80-83 | 32-1286-(2) | 32-4039-(2) | ———— | 32-1286 | 32-4039-(1) | ———— |

BRAKE CALIPER REBUILD KITS, PISTONS & PAD SPRINGS

| KAWASAKI Street Application | Year | Front Caliper Rebuild Kit | Front Caliper Piston-each | Front Caliper Pad Springs pk/2 | Rear Caliper Rebuild Kit | Rear Caliper Piston-each | Rear Caliper Springs pk/2 |
|------------------------------------|-------------|----------------------------------|----------------------------------|---------------------------------------|---------------------------------|---------------------------------|----------------------------------|
| KZ750K1/K2 LTD (2-cylinder) | 83-84 | 32-1319-(1) | 32-4048-(1) | _____ | _____ | _____ | _____ |
| KZ750L3 | 1983 | 32-1286-(2) | 32-4039-(2) | _____ | 32-1286 | 32-4039-(1) | _____ |
| KZ750M1 CSR (2-cylinder) | 1982 | 32-1286-(1) | 32-4039-(1) | _____ | _____ | _____ | _____ |
| KZ750N1/N2 Spectre | 82-83 | 32-1286-(2) | 32-4039-(2) | _____ | 32-1286 | 32-4039-(1) | _____ |
| KZ750R1 GPz | 1982 | 32-1286-(2) | 32-4039-(2) | _____ | 32-1286 | 32-4039-(1) | _____ |
| VN750A2~A20 Vulcan 750 | 86-04 | 32-1319-(2) | 32-4048-(2) | _____ | _____ | _____ | _____ |
| ZR750C1/C2/C3 Zephyr | 91-93 | 32-1315-(2) | _____ | _____ | 32-1315 | _____ | _____ |
| | | _____ | 32-4117-(2) | _____ | _____ | 32-4117-(1) | _____ |
| ZX750A1/A2/A3 GPz | 83-85 | 32-1319-(2) | 32-4048-(2) | _____ | 32-1319 | 32-4048-(1) | _____ |
| ZX750E1/E2 GPz Turbo | 84-85 | 32-1319-(2) | 32-4048-(2) | _____ | 32-1319 | 32-4048-(1) | _____ |
| ZX750F1/F2/F3/F4 Ninja 750R | 87-90 | 32-1315-(2) | _____ | _____ | 32-1315 | _____ | _____ |
| | | _____ | 32-4117-(2) | _____ | _____ | 32-4117-(1) | _____ |
| ZX750H1/H2 Ninja ZX-7 | 89-90 | _____ | 32-4097-(4) | _____ | _____ | 32-4049-(2) | _____ |
| | | _____ | 32-4098-(4) | _____ | _____ | _____ | _____ |
| ZX750J1/J2 Ninja ZX-7 | 91-92 | _____ | 32-4097-(4) | _____ | _____ | 32-4049-(2) | _____ |
| | | _____ | 32-4098-(4) | _____ | _____ | _____ | _____ |
| ZX750K1/K2 Ninja ZX-7R | 91-92 | _____ | 32-4097-(4) | _____ | _____ | 32-4049-(2) | _____ |
| | | _____ | 32-4098-(4) | _____ | _____ | _____ | _____ |
| ZX750L1/L2/L3 Ninja ZX-7 | 93-95 | 32-7365-(2) | _____ | _____ | _____ | 32-4071-(2) | _____ |
| ZX750M1/M2 Ninja ZX-7R | 93-94 | _____ | 32-4097-(4) | _____ | _____ | 32-4071-(2) | _____ |
| | | _____ | 32-4098-(4) | _____ | _____ | _____ | _____ |
| VN800A1~A10 Vulcan 800 | 95-04 | 32-1319-(1) | 32-4048-(1) | _____ | _____ | _____ | _____ |
| KZ900A4/A5 | 76-77 | 32-1289-(1) | _____ | _____ | _____ | _____ | _____ |
| KZ900B1 LTD | 1976 | 32-1289-(2) | _____ | _____ | _____ | _____ | _____ |
| ZL900A1/A2 Eliminator | 85-86 | 32-1319-(2) | 32-4048-(2) | _____ | 32-1319 | 32-4048-(1) | _____ |
| ZX900A1/A2/A3 Ninja 900R | 84-86 | 32-1319-(2) | 32-4048-(2) | _____ | 32-1319 | 32-4048-(1) | _____ |
| ZX900B1/B2/B3/B4 Ninja ZX-9R | 94-95 | 32-7365-(2) | _____ | _____ | 32-1361 | 32-4122-(1) | _____ |
| ZX900B1/B2/B3/B4 Ninja ZX-9R | 96-97 | 32-7367-(2) | _____ | _____ | _____ | _____ | _____ |
| ZX900C1/C2 Ninja ZX-9R | 98-99 | 32-7367-(2) | _____ | _____ | 32-1361 | _____ | _____ |
| ZX900E1/E2 Ninja ZX-9R | 00-01 | 32-7367-(2) | _____ | _____ | 32-1361 | _____ | _____ |
| ZX900F1/F2 Ninja ZX-9R | 02-03 | _____ | _____ | _____ | 32-1361 | _____ | _____ |
| KZ1000A1/A2 | 77-78 | 32-1289-(1) | _____ | _____ | 32-1335 | _____ | _____ |
| KZ1000A3/A3A/A4 MKII | 79-80 | 32-1289-(2) | _____ | _____ | 32-1335 | _____ | _____ |
| KZ1000B3/B4 LTD | 79-80 | 32-1289-(2) | _____ | _____ | 32-1335 | _____ | _____ |
| KZ1000C1/C1A Police | 1978 | _____ | 32-4045-(2) | _____ | 32-1335 | _____ | _____ |
| KZ1000C2/C3/C4 Police | 79-81 | 32-1289-(2) | _____ | _____ | 32-1335 | _____ | _____ |
| KZ1000D1 Z1R | 1978 | _____ | 32-4045-(2) | _____ | 32-1335 | _____ | _____ |
| KZ1000D3 Z1R | 1980 | 32-1289-(2) | _____ | _____ | 32-1335 | _____ | _____ |
| KZ1000E1/E2 Shaft ST | 79-80 | 32-1289-(2) | _____ | _____ | 32-1335 | _____ | _____ |
| KZ1000G1 LTD Classic | 1980 | 32-1289-(2) | _____ | _____ | 32-1335 | _____ | _____ |
| KZ1000J1/J2/J3 | 81-83 | 32-1286-(2) | 32-4039-(2) | _____ | 32-1286 | 32-4039-(1) | _____ |
| KZ1000K1/K2 LTD | 81-82 | 32-1286-(2) | 32-4039-(2) | _____ | 32-1286 | 32-4039-(1) | _____ |
| KZ1000M1/M2 LTD | 81-82 | 32-1286-(2) | 32-4039-(2) | _____ | 32-1286 | 32-4039-(1) | _____ |
| KZ1000P1~P20 Police | 82-01 | 32-1286-(2) | 32-4039-(2) | _____ | 32-1286 | 32-4039-(1) | _____ |
| KZ1000R1/R2 Replica | 82-83 | 32-1286-(2) | 32-4039-(2) | _____ | 32-1286 | 32-4039-(1) | _____ |
| ZG1000A1~A8 Concours | 86-93 | 32-1319-(2) | 32-4048-(2) | _____ | 32-1319 | 32-4048-(1) | _____ |
| ZG1000A9~A20 Concours | 94-05 | 32-1315-(2) | _____ | _____ | 32-1319 | 32-4048-(1) | _____ |
| | | _____ | 32-4117-(2) | _____ | _____ | _____ | _____ |
| ZL1000A1 Eliminator | 1987 | 32-1319-(2) | 32-4048-(2) | _____ | 32-1319 | 32-4048-(1) | _____ |
| ZX1000A1/A2 Ninja 1000R | 86-87 | 32-1319-(2) | 32-4048-(2) | _____ | 32-1319 | 32-4048-(1) | _____ |
| ZX1000B1/B2/B3 Ninja ZX-10 | 88-90 | 32-1315-(2) | _____ | _____ | 32-1315 | _____ | _____ |
| | | _____ | 32-4117-(2) | _____ | _____ | 32-4117-(1) | _____ |
| KZ1100A1/A2/A3 Shaft | 81-83 | 32-1286-(2) | 32-4039-(2) | _____ | 32-1286 | 32-4039-(1) | _____ |
| KZ1000B1/B2 GPz | 81-82 | 32-1286-(2) | 32-4039-(2) | _____ | 32-1286 | 32-4039-(1) | _____ |
| KZ1000D1/D2 Spectre | 82-83 | 32-1286-(2) | 32-4039-(2) | _____ | 32-1286 | 32-4039-(1) | _____ |
| KZ1100L1 LTD | 1983 | 32-1286-(2) | 32-4039-(2) | _____ | 32-1286 | 32-4039-(1) | _____ |
| ZN1100B1/B2 LTD | 84-85 | 32-1319-(2) | 32-4048-(2) | _____ | 32-1319 | 32-4048-(1) | _____ |
| ZR1100A1/A3/A3 | 92-94 | 32-7365-(2) | 32-4094-(8) | _____ | 32-1315 | _____ | _____ |
| | | _____ | _____ | _____ | _____ | 32-4117-(1) | _____ |
| ZX1100A1/A2 GPz | 83-84 | 32-1319-(2) | 32-4048-(2) | _____ | 32-1319 | 32-4048-(1) | _____ |
| ZX1100C1/C2/C3/C4 Ninja ZX-11 | 90-93 | 32-7365-(2) | 32-4094-(8) | _____ | 32-1315 | _____ | _____ |
| | | _____ | _____ | _____ | _____ | 32-4117-(1) | _____ |
| ZX1100D1~D9 Ninja ZX-11 | 93-01 | 32-7365-(2) | _____ | _____ | _____ | _____ | _____ |
| ZX1100E1/E2/E3 GPz | 95-97 | _____ | _____ | _____ | 32-1361 | 32-4122-(1) | _____ |
| ZX1100F1 GPz (ABS) | 1996 | _____ | _____ | _____ | 32-1361 | 32-4122-(1) | _____ |
| ZG1200A1 Voyager XII | 1986 | 32-1319-(2) | 32-4048-(2) | _____ | 32-1319 | 32-4048-(1) | _____ |
| ZG1200B1~B17 Voyager XII | 87-03 | 32-1319-(2) | 32-4048-(2) | _____ | 32-1319 | 32-4048-(1) | _____ |
| ZX1200A1/A2 Ninja ZX-12R | 00-01 | 32-7367-(2) | _____ | _____ | _____ | _____ | _____ |

SHOP EQUIP & TOOLS

HARD PARTS

CARB & FUEL


IGNITION/ELECTRICAL

CONTROL

SUSPENSION

ACCESSORIES

BRAKE CALIPER REBUILD KITS, PISTONS & PAD SPRINGS

| | KAWASAKI Street Application | Year | Front Caliper Rebuild Kit | Front Caliper Piston-each | Front Caliper Pad Springs pk/2 | Rear Caliper Rebuild Kit | Rear Caliper Piston-each | Rear Caliper Springs pk/2 | | |
|---------------------------|---------------------------------------|--|----------------------------------|----------------------------------|---------------------------------------|---------------------------------|---------------------------------|----------------------------------|------|--|
| SHOP EQUIP & TOOLS | KZ1300A1/A2/A3/A4 | 79-82 | 32-1289-(2) | ———— | ———— | 32-1335 | ———— | ———— | | |
| | KZ1300B2 Touring | 1980 | 32-1289-(2) | ———— | ———— | 32-1335 | ———— | ———— | | |
| | ZN1300A1~A6 Voyager | 83-88 | 32-1319-(2) | 32-4048-(2) | ———— | 32-1319 | 32-4048-(1) | ———— | | |
| | VN1500A1~A9 Vulcan 88 | 87-95 | 32-1319-(1) | 32-4048-(1) | ———— | 32-1319 | 32-4048-(1) | ———— | | |
| | VN1500A10/A11/A12 Vulcan 1500 | 96-98 | 32-1319-(1) | 32-4048-(1) | ———— | 32-1319 | 32-4048-(1) | ———— | | |
| | VN1500B1/B2/B3/B4 Vulcan 88 SE | 87-90 | 32-1319-(1) | 32-4048-(1) | ———— | 32-1319 | 32-4048-(1) | ———— | | |
| | VN1500C3/C4 Vulcan 1500 L | 96-97 | 32-1319-(1) | 32-4048-(1) | ———— | 32-1319 | 32-4048-(1) | ———— | | |
| | VN1500D1/D2 Vulcan 1500 Classic | 96-97 | 32-1319-(1) | ———— | ———— | 32-1319 | 32-4048-(1) | ———— | | |
| | VN1500E1~E4 Vulcan 1500 Classic | 98-01 | 32-1319-(1) | ———— | ———— | 32-1319 | ———— | ———— | | |
| | VN1500G1~G3 Vulcan Nomad | 99-01 | ———— | ———— | ———— | 32-1319 | ———— | ———— | | |
| HARD PARTS | KAWASAKI ATV | | | | | | | | | |
| | KSF250A1~A17 Mojave 250 | 87-03 | ———— | ———— | 32-8038-(2) | ———— | ———— | ———— | | |
| | KSF250A18 KFX250 Mojave | 2004 | ———— | ———— | 32-8038-(2) | ———— | ———— | ———— | | |
| | KXF250A1/A2 Tecate 4 | 87-88 | ———— | ———— | 32-8038-(2) | ———— | ———— | ———— | | |
| | KXT250A1 Tecate 3 | 1984 | ———— | ———— | ———— | ———— | ———— | 32-8038-(1) | | |
| | KXT250A2 Tecate 3 | 1985 | ———— | ———— | 32-8038-(1) | ———— | ———— | 32-8038-(1) | | |
| | KXT250B1 Tecate 3 | 1986 | ———— | ———— | 32-8038-(1) | ———— | ———— | 32-8038-(1) | | |
| | KXT250B2 Tecate 3 | 1987 | ———— | ———— | 32-8038-(1) | ———— | ———— | 32-8038-(1) | | |
| | KEF300A1/A2/A3/A4/A5/A6 Lakota 300 | 95-00 | ———— | ———— | 32-8038-(2) | ———— | ———— | ———— | | |
| | KEF300B1/B2 Lakota Sport | 01-02 | ———— | ———— | 32-8038-(2) | ———— | ———— | ———— | | |
| CARB & FUEL | KLF300B1~B16 Bayou 300 | 88-03 | ———— | ———— | 32-8038-(2) | ———— | ———— | ———— | | |
| | KLF300C1~C9 Bayou 4x4 | 89-97 | 32-1446-(2) | ———— | ———— | ———— | ———— | ———— | | |
| | KLF300C10~C15 Bayou 300 4x4 | 98-03 | 32-1446-(2) | ———— | ———— | ———— | ———— | ———— | | |
| | KLF400B1/B2/B3/B4/B5/B6/B7 Bayou 4x4 | 93-99 | 32-1446-(2) | ———— | ———— | ———— | ———— | ———— | | |
| | KSV700A1/A2 KFX700 V-Force | 04-05 | 32-1359-(2) | ———— | ———— | ———— | ———— | ———— | | |
| | KVF700A1/A2 Prairie 700 4x4 | 04-05 | 32-1359-(2) | ———— | ———— | ———— | ———— | ———— | | |
| | KVF700B1/B2 Prairie 700 4x4 Hardwoods | 04-05 | 32-1359-(2) | ———— | ———— | ———— | ———— | ———— | | |
| | IGNITION/ELECTRICAL | KAWASAKI Dual Sport/Offroad | | | | | | | | |
| | | KD80N1/N2/N3 | 88-90 | ———— | ———— | 32-8038-(1) | ———— | ———— | ———— | |
| | | KX80E2/E3 /G1/G2 | 84-87 | ———— | ———— | 32-8038-(1) | ———— | ———— | ———— | |
| KX80J2 Big Wheel | | 1987 | ———— | ———— | 32-8038-(1) | ———— | ———— | ———— | | |
| KX80L/KX80N Big Wheel | | 88-90 | ———— | ———— | 32-8038-(1) | ———— | 32-2304-(1) | ———— | | |
| KX80R1/R2/R3/R4/R5/R6 | | 91-96 | ———— | ———— | 32-8038-(1) | ———— | 32-2304-(1) | ———— | | |
| KX80R7 | | 1997 | 32-1359-(1) | ———— | ———— | ———— | 32-2304-(1) | ———— | | |
| KX80T1/T2/T3/T4 Big Wheel | | 91-94 | ———— | ———— | 32-8038-(1) | ———— | 32-2304-(1) | ———— | | |
| KX80W1/W2/W3 | | 98-00 | 32-1359-(1) | ———— | ———— | 32-7596 | 32-2304-(1) | ———— | | |
| KX85A1/A2/A3/A4/A5 | | 01-08 | 32-1359-(1) | ———— | ———— | 32-7596 | 32-2304-(1) | ———— | | |
| CONTROL | KX100B5/B6 | 95-96 | ———— | ———— | 32-8038-(1) | ———— | 32-2304-(1) | ———— | | |
| | KX100B7 | 1997 | 32-1359-(1) | ———— | ———— | ———— | 32-2304-(1) | ———— | | |
| | KX100C1/C2/C3 | 98-00 | 32-1359-(1) | ———— | ———— | ———— | 32-2304-(1) | ———— | | |
| | KX100D1/D2/D3/D4/D5 | 01-05 | 32-1359-(1) | ———— | ———— | ———— | 32-2304-(1) | ———— | | |
| | KX125B1 | 1982 | ———— | ———— | 32-8038-(1) | ———— | ———— | ———— | | |
| | KX125B2/C1/D1 | 83-85 | ———— | ———— | 32-8038-(1) | ———— | ———— | ———— | | |
| | KX125E1 | 1986 | ———— | ———— | 32-8038-(1) | ———— | ———— | 32-8038-(1) | | |
| | KX125F Four-Stroke | 04-06 | 32-1599-(1) | ———— | ———— | ———— | ———— | ———— | | |
| | KX125E2/F1 | 87-88 | ———— | ———— | ———— | ———— | ———— | 32-8038-(1) | | |
| | KX125G1/H1/H2 | 89-91 | 32-1599-(1) | ———— | ———— | ———— | 32-2310-(1) | ———— | | |
| SUSPENSION | KX125J1/J2 | 92-93 | 32-1599-(1) | 32-2304-(2) | ———— | ———— | ———— | ———— | | |
| | KX125K1/K2/K3 | 94-96 | 32-1599-(1) | 32-2304-(2) | ———— | 32-4229 | ———— | ———— | | |
| | KX125M2/R1 | 04-05 | 32-1599-(1) | ———— | ———— | 32-4229 | ———— | ———— | | |
| | KDX200C1/C2/C3 | 86-88 | ———— | ———— | ———— | ———— | ———— | ———— | | |
| | KDX200E1/E2/E3/E4 | 89-92 | ———— | ———— | ———— | ———— | ———— | ———— | | |
| | KDX200E5/E6 | 93-94 | 32-1599-(1) | ———— | ———— | ———— | ———— | ———— | | |
| | KDX200H1~H11 | 95-05 | 32-1599-(1) | 32-2304-(2) | ———— | ———— | ———— | ———— | | |
| | KDX220A4~A12 | 97-05 | 32-1599-(1) | 32-2304-(2) | ———— | ———— | ———— | ———— | | |
| | ACCESSORIES |  | | | | | | | | |

K&L Supply at 2008 Yamaha Dealer Show

BRAKE CALIPER REBUILD KITS, PISTONS & PAD SPRINGS

| KAWASAKI Dual Sport/Offroad | | | | | | | |
|------------------------------------|-------------|----------------------------------|----------------------------------|---------------------------------------|---------------------------------|---------------------------------|----------------------------------|
| Application | Year | Front Caliper Rebuild Kit | Front Caliper Piston-each | Front Caliper Pad Springs pk/2 | Rear Caliper Rebuild Kit | Rear Caliper Piston-each | Rear Caliper Springs pk/2 |
| KDX250D1/D2/D3 | 91-94 | 32-1599-(1) | _____ | _____ | _____ | _____ | _____ |
| KL250D2~D22 KLR250 Dual Sport | 85-05 | _____ | _____ | _____ | _____ | _____ | _____ |
| KL250G4/G5/G6/G7 Super Sherpa | 00-03 | 32-1359 | _____ | _____ | _____ | _____ | _____ |
| KLX250D2/D3/D4 | 94-96 | 32-1599-(1) | 32-2304-(2) | _____ | _____ | 32-2304-(1) | _____ |
| KX250B1 | 1982 | _____ | _____ | _____ | _____ | _____ | _____ |
| KX250C1/C2/D1 | 83-85 | _____ | _____ | _____ | _____ | _____ | _____ |
| KX250D2 | 1986 | _____ | _____ | _____ | _____ | _____ | _____ |
| KX250E1/F1 | 87-88 | _____ | _____ | _____ | _____ | _____ | _____ |
| KX250G1/H1/H2 | 89-91 | 32-1599-(1) | _____ | _____ | _____ | 32-2310-(1) | _____ |
| KX250J1/J2 | 92-93 | 32-1599-(1) | 32-2304-(2) | _____ | _____ | _____ | _____ |
| KX250K1/K2/K3/ | 94-96 | 32-1599-(1) | 32-2304-(2) | _____ | 32-4229 | _____ | _____ |
| KX250L3/L4/M1/M2/R1/R6F | 01-06 | 32-1599-(1) | _____ | _____ | 32-4229 | _____ | _____ |
| KX250 KX250F 4-Stroke | 04-06 | 32-1599-(1) | _____ | _____ | _____ | _____ | _____ |
| KLX300A2~A10 | 97-05 | 32-1599-(1) | 32-2304-(2) | _____ | 32-1594 | _____ | _____ |
| KLX400A1/A2L KLX400SR Dual Sport | 2003 | _____ | 32-2304-(2) | _____ | 32-1594 | _____ | _____ |
| KLX400B1 KLX400R Offroad | 2003 | _____ | 32-2304-(2) | _____ | 32-1594 | _____ | _____ |
| KX500A1/A2/B1 | 83-85 | _____ | _____ | _____ | _____ | _____ | _____ |
| KX500B2 | 1986 | _____ | _____ | _____ | _____ | _____ | _____ |
| KX500C1/D1 | 87-88 | _____ | _____ | _____ | _____ | _____ | _____ |
| KX500E1/E2/E3 | 89-91 | 32-1599-(1) | _____ | _____ | _____ | 32-2310-(1) | _____ |
| KX500E4 | 1992 | 32-1599-(1) | _____ | _____ | _____ | _____ | _____ |
| KX500E5 | 1993 | 32-1599-(1) | 32-2304-(2) | _____ | _____ | _____ | _____ |
| KX500E6~E16 | 94-05 | 32-1599-(1) | 32-2304-(2) | _____ | _____ | _____ | _____ |
| KL600A1/B1/B2 KLR600 Dual Sport | 84-86 | _____ | _____ | _____ | _____ | _____ | _____ |
| KL650A1~A19 KLR650 Dual Sport | 87-05 | _____ | _____ | _____ | _____ | _____ | _____ |
| KL650B2/B3 Tengai KLR650 | 90-91 | 32-1315-(1) | _____ | _____ | _____ | _____ | _____ |
| KLX650A1/A2/A3 Offroad | 93-95 | 32-1599-(1) | 32-2304-(2) | _____ | _____ | _____ | _____ |
| KLX650C1/C2/C3/C4 Dual Sport | 93-96 | 32-1599-(1) | 32-2304-(2) | _____ | _____ | _____ | _____ |
| KLX650D1 Offroad | 1996 | 32-1599-(1) | 32-2304-(2) | _____ | _____ | _____ | _____ |
| SUZUKI Street | | | | | | | |
| GN250J | 1988 | 32-1434-(1) | 32-4184-(1) | _____ | _____ | _____ | _____ |
| GS250TT/TX | 80-81 | _____ | _____ | _____ | _____ | _____ | _____ |
| GN400T | 1980 | 32-1434-(1) | 32-4184-(1) | _____ | _____ | _____ | _____ |
| GN400XT/XX | 80-81 | 32-1434-(1) | 32-4184-(1) | _____ | _____ | _____ | _____ |
| GN400TX/TZ | 81-82 | 32-1434-(1) | 32-4184-(1) | _____ | _____ | _____ | _____ |
| GSF400FM/FN Bandit | 91-92 | _____ | 32-4154-(2) | _____ | 32-0751 | _____ | _____ |
| GSF400FP Bandit | 1993 | _____ | 32-4154-(2) | _____ | 32-0751 | _____ | _____ |
| GS450ET/EX/EZ | 80-82 | _____ | _____ | _____ | _____ | _____ | _____ |
| GS450ST/SX | 80-81 | _____ | _____ | _____ | _____ | _____ | _____ |
| GS450ED | 1983 | _____ | _____ | _____ | _____ | _____ | _____ |
| GS450GAZ/GAD Automatic | 82-83 | _____ | _____ | _____ | _____ | _____ | _____ |
| GS450GAF Automatic | 1985 | _____ | _____ | _____ | _____ | _____ | _____ |
| GS450LT/LX/LZ/LD | 80-83 | _____ | _____ | _____ | _____ | _____ | _____ |
| GS450LF/LG/LH/LJ | 85-88 | _____ | _____ | _____ | _____ | _____ | _____ |
| GS450TX/TZ/TXZ | 81-82 | _____ | _____ | _____ | _____ | _____ | _____ |
| GS500EK/EL/EM/EN | 89-92 | _____ | 32-4154-(2) | _____ | 32-0732 | _____ | _____ |
| GS500EP/ER/ES | 93-95 | _____ | 32-4154-(2) | _____ | 32-0751 | _____ | _____ |
| GS500ET/EV/EW/EX/EY | 96-00 | _____ | _____ | _____ | 32-0751 | _____ | _____ |
| GS550ET | 1980 | _____ | 32-4169-(1) | _____ | 32-1425 | _____ | _____ |
| GS550ED/ESD | 1983 | 32-0732-(2) | _____ | _____ | 32-0732 | _____ | _____ |
| GS550ES3/EF | 83-84 | 32-0732-(2) | _____ | _____ | 32-0732 | _____ | _____ |
| GS550ESE/ESF/ESG | 84-86 | 32-0732-(2) | _____ | _____ | 32-0732 | _____ | _____ |
| GS550LN | 1979 | _____ | _____ | _____ | 32-1425 | _____ | _____ |
| GS550LT | 1980 | _____ | 32-4169-(1) | _____ | 32-1425 | _____ | _____ |
| GS550LX | 1981 | _____ | 32-4169-(1) | _____ | 32-0887 | _____ | _____ |
| GS550LZ | 1982 | _____ | 32-4169-(1) | _____ | _____ | _____ | _____ |
| GS550LD | 1983 | 32-0732-(1) | _____ | _____ | _____ | _____ | _____ |
| GS550LF/LG | 85-86 | 32-0732-(1) | _____ | _____ | _____ | _____ | _____ |
| GS550MZ | 1982 | 32-1418-(2) | 32-4169-(2) | _____ | 32-0887 | _____ | _____ |
| GS550TX | 1981 | _____ | 32-4169-(1) | _____ | 32-0887 | _____ | _____ |
| GSF600ST~SK2 Bandit | 96-02 | _____ | _____ | _____ | 32-0751 | _____ | _____ |
| GSF600S Bandit | 00-03 | 32-7379-(2) | _____ | _____ | 32-0751 | _____ | _____ |

SHOP EQUIP & TOOLS

HARD PARTS

CARB & FUEL

IGNITION/ELECTRICAL

CONTROL

SUSPENSION

ACCESSORIES

BRAKE CALIPER REBUILD KITS, PISTONS & PAD SPRINGS

| SUZUKI Street Application | | Year | Front Caliper Rebuild Kit | Front Caliper Piston-each | Front Caliper Pad Springs pk/2 | Rear Caliper Rebuild Kit | Rear Caliper Piston-each | Rear Caliper Springs pk/2 |
|---------------------------|---------------------------------------|-------|---------------------------|---------------------------|--------------------------------|--------------------------|--------------------------|---------------------------|
| SHOP EQUIP & TOOLS | GSX600FJ/FK/FL/FM/FN Katana | 88-92 | 32-7378-(2) | 32-4185-(4) | ———— | 32-0732 | ———— | ———— |
| | GSX600F Katana | 93-97 | 32-7378-(2) | 32-4185-(4) | ———— | 32-0751 | ———— | ———— |
| | GSX600F Katana | 98-06 | 32-7379-(2) | 32-4185-(4) | ———— | 32-0751 | ———— | ———— |
| | GSX-R600WN/ WP | 92-93 | 32-7379-(2) | ———— | ———— | 32-0751 | ———— | ———— |
| | GSX-R600V/ W/ X/ Y | 97-00 | ———— | ———— | ———— | 32-0751 | ———— | ———— |
| | GSX-R600 | 01-03 | 32-7598-(2) | ———— | ———— | 32-0751 | ———— | ———— |
| | GSX-R600V/ W/ X/ Y | 04-06 | 32-7597-(2) | ———— | ———— | ———— | ———— | ———— |
| | RF600RR/RS/RT | 94-96 | ———— | ———— | ———— | 32-0751 | ———— | ———— |
| | GS650E/ G/ EZ | 81-82 | 32-1418-(2) | 32-4169-(2) | ———— | 32-0887 | ———— | ———— |
| | GS650GX/ GZ/ GD | 81-83 | 32-1418-(2) | 32-4169-(2) | ———— | 32-0887 | ———— | ———— |
| HARD PARTS | GS650GLX/ GLZ/ GLD | 81-83 | ———— | 32-4169-(1) | ———— | 32-0887 | ———— | ———— |
| | GS650MD Katana | 1983 | 32-1418-(2) | 32-4169-(2) | ———— | 32-0887 | ———— | ———— |
| | SV650 | 99-02 | 32-7379-(2) | ———— | ———— | 32-0751 | ———— | ———— |
| | SV650 | 93-08 | 32-7379-(2) | ———— | ———— | ———— | ———— | ———— |
| | GS700EF/ESF | 1984 | 32-1434-(2) | 32-4184-(2) | ———— | 32-0887 | ———— | ———— |
| | GV700GLF/ GLF2 Madura | 85-86 | 32-1434-(2) | 32-4184-(2) | ———— | ———— | ———— | ———— |
| | GS750 | 77-79 | ———— | ———— | ———— | 32-1425 | ———— | ———— |
| | GS750ET/ EX/ EZ | 80-82 | 32-1434-(2) | 32-4184-(2) | ———— | 32-1425 | ———— | ———— |
| | GS750ED/ ESD | 1983 | 32-1434-(2) | 32-4184-(2) | ———— | 32-0887 | ———— | ———— |
| | GS750LT/ LX | 80-81 | 32-1434-(2) | 32-4184-(2) | ———— | 32-1425 | ———— | ———— |
| CARB & FUEL | GS750SD Katana | 1983 | 32-1418-(2) | ———— | ———— | 32-1425 | ———— | ———— |
| | GSX750FK~FN Katana | 89-92 | 32-7378-(2) | 32-4185-(8) | ———— | 32-0732 | ———— | ———— |
| | GSX750FP~FV Katana | 93-97 | 32-7378-(2) | 32-4185-(8) | ———— | 32-0751 | ———— | ———— |
| | GSX750FW~F/ K1 Katana | 98-06 | 32-7379-(2) | ———— | ———— | 32-0751 | ———— | ———— |
| | GSX-R750G/ H/ RG | 86-87 | ———— | ———— | ———— | 32-0732 | ———— | ———— |
| | GSX-R750J/ K/ L/ M/ N | 88-91 | 32-7380-(2) | ———— | ———— | 32-0732 | ———— | ———— |
| | GSX-R750WP | 92-93 | 32-7380-(2) | ———— | ———— | ———— | ———— | ———— |
| | GSX-R750WR/ WS | 94-95 | 32-7385-(2) | 32-4185-(12) | ———— | 32-0751 | ———— | ———— |
| | GSX-R750T/ V/ W/ X | 96-99 | 32-7390-(2) | ———— | ———— | 32-0751 | ———— | ———— |
| | GSX-R750Y | 00-03 | 32-7598-(2) | ———— | ———— | 32-0751 | ———— | ———— |
| IGNITION/ELECTRICAL | GSX-R750 | 04-06 | 32-7597-(2) | ———— | ———— | ———— | ———— | ———— |
| | VX800L/ M/ N/ P | 90-93 | ———— | 32-4154-(2) | ———— | ———— | ———— | ———— |
| | GS850GN | 1979 | ———— | ———— | ———— | 32-1425 | ———— | ———— |
| | GS850GT/ GX | 80-81 | 32-1434-(2) | 32-4184-(2) | ———— | 32-1425 | ———— | ———— |
| | GS850GZ/ GD | 82-83 | 32-1434-(2) | 32-4184-(2) | ———— | 32-0887 | ———— | ———— |
| | GS850GLT/ GLX/ GLZ/ GLD | 80-83 | 32-1434-(2) | 32-4184-(2) | ———— | 32-1425 | ———— | ———— |
| | RF900RR~RT up to frame no.100559 | 94-96 | ———— | ———— | ———— | 32-0751 | ———— | ———— |
| | RF900RZS | 1995 | ———— | ———— | ———— | 32-0751 | ———— | ———— |
| | DL1000S V-Strom | 07-08 | 32-7379-(2) | ———— | ———— | ———— | ———— | ———— |
| | GS1000C/ N (spoke wheel) | 78-79 | ———— | ———— | ———— | 32-1425 | ———— | ———— |
| CONTROL | GS1000EC/ EN (mag wheel) | 78-79 | ———— | ———— | ———— | 32-1425 | ———— | ———— |
| | GS1000ET | 1980 | 32-1418-(2) | ———— | ———— | 32-1425 | ———— | ———— |
| | GS1000GT/ GLT/ GX/ GLX | 80-81 | 32-1434-(2) | 32-4184-(2) | ———— | 32-1425 | ———— | ———— |
| | GS1000LN/ SN | 1979 | ———— | ———— | ———— | 32-1425 | ———— | ———— |
| | GS1000ST | 1980 | 32-1418-(2) | ———— | ———— | 32-1425 | ———— | ———— |
| | GS1000SZ Katana | 1882 | 32-1418-(2) | ———— | ———— | 32-1425 | ———— | ———— |
| | GSX-R1000 | 05-08 | 32-7597-(2) | ———— | ———— | ———— | ———— | ———— |
| | TL1000SV/ SW/ SX/ SY/ SK1 | 97-01 | ———— | ———— | ———— | 32-0751 | ———— | ———— |
| | TL1000RW/ RX/ RY/ RK1/ RK2/ RK3 | 98-03 | 32-7390-(2) | ———— | ———— | 32-0751 | ———— | ———— |
| | GS1100ET/ EX/ EZ/ ED/ ESD | 80-83 | 32-1418-(2) | ———— | ———— | 32-1425 | ———— | ———— |
| SUSPENSION | GS1100GZ/ GD | 82-83 | 32-1434-(2) | 32-4184-(2) | ———— | 32-0887 | ———— | ———— |
| | GS1100GLZ/ GLD | 82-83 | 32-1434-(2) | 32-4184-(2) | ———— | 32-0887 | ———— | ———— |
| | GS1100GKZ/ GK2/ GKD/ GKE | 82-84 | ———— | ———— | ———— | ———— | ———— | ———— |
| | GS1100LT | 1980 | 32-1418-(2) | ———— | ———— | 32-1425 | ———— | ———— |
| | GS1100SD Katana | 1983 | 32-1418-(2) | ———— | ———— | 32-1425 | ———— | ———— |
| | GSX1110FJ~FN Katana | 88-92 | 32-0887-(2) | ———— | ———— | 32-0887 | ———— | ———— |
| | GSX1100FP Katana | 1993 | 32-0751-(2) | ———— | ———— | 32-0751 | ———— | ———— |
| | GSX1100GM/ GN/ GP Shaft | 91-93 | ———— | 32-4154-(2) | ———— | ———— | ———— | ———— |
| | GSX-R1100G/ H/ J | 86-88 | ———— | ———— | ———— | 32-0732 | ———— | ———— |
| | GSX-R1100K/ L/ M/ N | 88-92 | ———— | ———— | ———— | 32-0732 | ———— | ———— |
| ACCESSORIES | GSX-R1100WP/ WR/ WS/ WT/ WV/ WW | 93-98 | ———— | 32-4185-(12) | ———— | 32-0751 | ———— | ———— |
| | GS1150ES3/ ESE/ EF/ ESF/ EF2/ EG/ ESC | 83-86 | 32-0887-(2) | ———— | ———— | 32-0887 | ———— | ———— |
| | GSF1200SV~SK3 Bandit | 96-00 | 32-7380-(2) | ———— | ———— | 32-0751 | ———— | ———— |
| | GSF1200SV~SK3 Bandit | 01-02 | 32-7390-(2) | ———— | ———— | 32-0751 | ———— | ———— |
| | GV1200GLF/ GLF2/ GLG Madura | 85-86 | 32-1434-(2) | 32-4184-(2) | ———— | ———— | ———— | ———— |
| | GSX1300RX~RK3 Hayabusa | 99-02 | 32-7390-(2) | ———— | ———— | 32-0751 | ———— | ———— |
| | VL1500 | 05-08 | 32-7379-(2) | ———— | ———— | ———— | ———— | ———— |

BRAKE CALIPER REBUILD KITS, PISTONS & PAD SPRINGS

| SUZUKI ATV | | | | | | | |
|---|-------|---------------------------|---------------------------|--------------------------------|--------------------------|--------------------------|---------------------------|
| Application | Year | Front Caliper Rebuild Kit | Front Caliper Piston-each | Front Caliper Pad Springs pk/2 | Rear Caliper Rebuild Kit | Rear Caliper Piston-each | Rear Caliper Springs pk/2 |
| LT230EH/EJ/EK/EL/EM/EN/EP Quad | 87-93 | _____ | _____ | _____ | 32-1450 | _____ | _____ |
| LT230SF/SG/SH/SJ Quadsport | 85-88 | _____ | _____ | _____ | 32-1450 | _____ | _____ |
| LT250RF~RN Quadracer | 85-92 | _____ | _____ | _____ | 32-1450 | _____ | _____ |
| LT250SK/SL | 89-90 | _____ | _____ | _____ | 32-1450 | _____ | _____ |
| LT500RH/RJ/RK/RL Quadracer | 87-90 | _____ | _____ | _____ | 32-1450 | _____ | _____ |
| SUZUKI Dual Sport/Offroad | | | | | | | |
| DR125G/H/J | 86-88 | 32-1450-(1) | _____ | _____ | _____ | _____ | _____ |
| DR125SER/S/T | 94-96 | 32-1450-(1) | _____ | _____ | _____ | _____ | _____ |
| RM125H | 1987 | 32-1207-(1) | _____ | _____ | _____ | _____ | _____ |
| RM125J | 1988 | _____ | _____ | _____ | _____ | _____ | _____ |
| RM125K/L | 89-90 | _____ | _____ | _____ | 32-1594 | _____ | _____ |
| RM125M | 1991 | _____ | 32-2304-(2) | _____ | 32-1594 | _____ | _____ |
| RM125N | 1992 | _____ | 32-2304-(2) | _____ | 32-1594 | _____ | _____ |
| RM125P/R/S | 93-95 | _____ | 32-2304-(2) | _____ | 32-1596 | _____ | _____ |
| RM125T/V/W/X/Y/K1/K2/K3/K4 | 96-08 | 32-1207 | 32-2304-(2) | _____ | 32-1594 | _____ | _____ |
| DR200G/H/J | 86-88 | 32-1450-(1) | _____ | _____ | _____ | _____ | _____ |
| DR250F | 1985 | 32-1450-(1) | _____ | _____ | _____ | _____ | _____ |
| DR250L/M | 90-91 | _____ | _____ | _____ | 32-1594 | _____ | _____ |
| DR250N/P | 92-93 | _____ | 32-2304-(2) | _____ | 32-1594 | _____ | _____ |
| DR250SL~SES Dual Sport | 90-95 | _____ | _____ | _____ | 32-1596 | _____ | _____ |
| DR-Z250K1/K2/K3/K4/K5 Offroad | 01-05 | _____ | 32-2304-(2) | _____ | _____ | _____ | _____ |
| RM250H | 1987 | _____ | _____ | _____ | _____ | _____ | _____ |
| RM250J/K/L | 88-90 | _____ | _____ | _____ | _____ | _____ | _____ |
| RM250M/N | 91-92 | _____ | 32-2304-(2) | _____ | _____ | _____ | _____ |
| RM250P/R/S | 93-95 | _____ | 32-2304-(2) | _____ | _____ | _____ | _____ |
| RM250T/V/W/X/Y/K1~K6 | 96-08 | 32-1207-(1) | 32-2304-(2) | _____ | 32-1594 | _____ | _____ |
| RMX250K/L | 89-90 | _____ | _____ | _____ | 32-1594 | _____ | _____ |
| RMX250M | 1991 | _____ | 32-2304-(2) | _____ | 32-1594 | _____ | _____ |
| RMX250N | 1992 | _____ | 32-2304-(2) | _____ | 32-1596 | _____ | _____ |
| RMX250P/R/S/T | 93-96 | _____ | 32-2304-(2) | _____ | 32-1596 | _____ | _____ |
| RMX250V/W | 97-98 | _____ | 32-2304-(2) | _____ | 32-1594 | _____ | _____ |
| RM-Z250K4/K5 4-Stroke | 04-05 | 32-1599-(1) | _____ | _____ | _____ | _____ | _____ |
| DR350L/M Offroad | 90-91 | _____ | _____ | _____ | 32-1594 | _____ | _____ |
| DR350N/P/R/S/T/V/W/X Offroad | 92-99 | _____ | 32-2304-(2) | _____ | 32-1594 | _____ | _____ |
| DR350SL/SM/SN/SP Dual Sport | 90-93 | _____ | _____ | _____ | 32-1596 | _____ | _____ |
| DR350SER/SES/SET/SEV Dual Sport | 94-97 | _____ | _____ | _____ | 32-1596 | _____ | _____ |
| DR350SEW/SEX Dual Sport | 98-99 | _____ | 32-2304-(2) | _____ | 32-1596 | _____ | _____ |
| DR-Z400EY/EK1/EK2/EK3 Offroad | 00-06 | _____ | 32-2304-(2) | _____ | 32-1594 | _____ | _____ |
| DR-Z400SY/SK1/SK2/SK3 Dual Sport | 00-06 | _____ | 32-2304-(2) | _____ | 32-1594 | _____ | _____ |
| DR-Z400Y/K1/K2/K3 Offroad | 00-06 | _____ | 32-2304-(2) | _____ | 32-1594 | _____ | _____ |
| DR650SET~SEK2 Dual Sport | 96-03 | _____ | 32-2304-(2) | _____ | _____ | _____ | _____ |
| YAMAHA Street | | | | | | | |
| FZR400U/SUC/W/SWC | 88-89 | 32-1608-(2) | 32-2332-(2) | _____ | _____ | _____ | _____ |
| FZR400A/SAC | 1990 | 32-7599-(2) | 32-2324-(4) | _____ | _____ | _____ | _____ |
| XS400D/E/F | 77-79 | 32-1250-(1) | _____ | _____ | 32-1250 | _____ | _____ |
| XS400SG/SH Special | 80-81 | 32-1605-(1) | _____ | _____ | _____ | _____ | _____ |
| SR500E/F/G/H | 78-81 | 32-1250-(1) | _____ | _____ | 32-1250 | _____ | _____ |
| XS500C/D/E | 76-78 | 32-1250-(1) | _____ | _____ | 32-1250 | _____ | _____ |
| XJ550 Maxim/Seca | 81-83 | 32-1602-(1) | _____ | _____ | _____ | _____ | _____ |
| FJ600L/LC/N/NC | 84-85 | 32-1608-(2) | 32-2332-(2) | _____ | 32-1606 | _____ | _____ |
| FZ600S/SC/T/TC/U/UC | 86-88 | 32-1608-(2) | 32-2332-(2) | _____ | _____ | _____ | _____ |
| FZR600 | 89-99 | _____ | _____ | _____ | 32-1608 | 32-2332-(2) | _____ |
| YZF600RG/RGC~RT | 00-05 | 32-7477-(2) | _____ | _____ | 32-1608 | _____ | _____ |
| YZF-R6 | 99-00 | 32-7477-(2) | _____ | _____ | _____ | _____ | _____ |
| YX600S/SC~A/AC Radian | 86-90 | 32-1608-(2) | 32-2332-(4) | _____ | _____ | _____ | _____ |
| XJ650G/H/J/K Maxim | 80-83 | 32-1605-(1) | _____ | _____ | _____ | _____ | _____ |
| XJ650LH Midnight Special | 1981 | 32-1605-(1) | _____ | _____ | _____ | _____ | _____ |
| XJ650RJ Seca | 1982 | 32-1250-(1) | _____ | _____ | 32-1250 | _____ | _____ |
| NOTE: 32-1250 does not fit XJ650L/LK Seca Turbo 82-83. Brake caliper kit not available for this application. | | | | | | | |
| XS650 Twins, All | 77-83 | 32-1250-(1) | _____ | _____ | 32-1250 | _____ | _____ |
| FZ700T/TC | 1987 | _____ | _____ | _____ | 32-1608 | 32-2332-(2) | _____ |

SHOP EQUIP & TOOLS

HARD PARTS

CARB & FUEL

IGNITION/ELECTRICAL

CONTROL

SUSPENSION

ACCESSORIES

BRAKE CALIPER REBUILD KITS, PISTONS & PAD SPRINGS

| YAMAHA Street Application | | Year | Front Caliper Rebuild Kit | Front Caliper Piston-each | Front Caliper Pad Springs pk/2 | Rear Caliper Rebuild Kit | Rear Caliper Piston-each | Rear Caliper Springs pk/2 |
|---------------------------|---------------------------------------|----------|---------------------------|---------------------------|--------------------------------|--------------------------|--------------------------|---------------------------|
| SHOP EQUIP & TOOLS | FZX700S/SC/T/TC Fazer | 86-87 | 32-1608-(2) | 32-2332-(4) | ———— | 32-1608 | 32-2332-(2) | ———— |
| | XJ700N/NC/S/SC Maxim | 85-86 | 32-1606-(2) | ———— | ———— | ———— | ———— | ———— |
| | XJ700XN/XNC/XS/XSC Maxim X | 85-86 | 32-1606-(2) | ———— | ———— | ———— | ———— | ———— |
| | XV700L/LC/N/NC Virago | 84-85 | 32-1606-(2) | ———— | ———— | ———— | ———— | ———— |
| | XV700CS/CSC/CT/CTC Virago | 86-87 | 32-1606-(2) | ———— | ———— | ———— | ———— | ———— |
| | XV700SS/SSC Virago | 1986 | 32-1606-(2) | ———— | ———— | ———— | ———— | ———— |
| | FZ750N/S/SC/U/UC | 85-88 | ———— | ———— | ———— | 32-1608 | 32-2332-(2) | ———— |
| | FZR750RT/RU | 87-88 | 32-7599-(2) | 32-2324-(4) | ———— | 32-1608 | 32-2332-(2) | ———— |
| | XJ750J/K Maxim | 82-83 | 32-1602-(2) | ———— | ———— | ———— | ———— | ———— |
| | XJ750MK Midnight Maxim | 1983 | 32-1602-(2) | ———— | ———— | ———— | ———— | ———— |
| HARD PARTS | XJ750RH/RJ/RK Seca | 81-83 | 32-1602-(2) | ———— | ———— | ———— | ———— | ———— |
| | XS750D/2D/E/F | 77-79 | 32-1250-(1) | ———— | ———— | 32-1250 | ———— | ———— |
| | XS750SE/SF Special | 78-79 | 32-1605-(2) | ———— | ———— | 32-1250 | ———— | ———— |
| | XV750H/J/K Virago | 81-83 | 32-1605-(1) | ———— | ———— | ———— | ———— | ———— |
| | XV750MK Midnight Virago | 1983 | 32-1605-(1) | ———— | ———— | ———— | ———— | ———— |
| | XV750U/UC-H/HC Virago | 88-96 | 32-1606-(2) | ———— | ———— | ———— | ———— | ———— |
| | XV750H1/H1C/J1/J1C Virago | 96-97 | 32-1606-(2) | ———— | ———— | ———— | ———— | ———— |
| | YZF750RF/RFC | 1994 | ———— | ———— | ———— | 32-1608 | 32-2332-(2) | ———— |
| | YZF750RH/RHC/RJ/RJC/RK/RKC | 96-98 | ———— | ———— | ———— | 32-1608 | 32-2332-(2) | ———— |
| | TDM850D/DC/E/EC | 92-93 | 32-7599-(2) | 32-2324-(4) | ———— | 32-1608 | 32-2332-(2) | ———— |
| CARB & FUEL | XS850G/H | 80-81 | 32-1250-(2) | ———— | ———— | 32-1250 | ———— | ———— |
| | XS850LG/LH Midnight Special | 80-81 | 32-1605-(2) | ———— | ———— | 32-1250 | ———— | ———— |
| | XS850SG/SH Special | 80-81 | 32-1605-(2) | ———— | ———— | 32-1250 | ———— | ———— |
| | XJ900RK Seca | 1983 | 32-1608-(2) | 32-2332-(2) | ———— | 32-1608 | 32-2332-(2) | ———— |
| | XV920J Virago | 1982 | 32-1602-(2) | ———— | ———— | ———— | ———— | ———— |
| | XV920K Virago | 1983 | 32-1605-(1) | ———— | ———— | ———— | ———— | ———— |
| | XV920MK Midnight Virago | 1983 | 32-1605-(1) | ———— | ———— | ———— | ———— | ———— |
| | XV920RH/RJ | 81-82 | 32-1250-(2) | ———— | ———— | ———— | ———— | ———— |
| | FZR1000T/TC/U/UC | 87-88 | 32-7599-(2) | 32-2324-(4) | ———— | 32-1608 | 32-2332-(2) | ———— |
| | FZR1000W/WC~G/GC | 89-95 | ———— | ———— | ———— | 32-1608 | 32-2332-(2) | ———— |
| IGNITION/ELECTRICAL | FZS1000 | 01-05 | 32-7477-(2) | ———— | ———— | ———— | ———— | ———— |
| | XV1000L/LC/N/NC Virago | 84-85 | 32-1606-(2) | ———— | ———— | ———— | ———— | ———— |
| | GTS1000AE/AEC/AF/AFC | 93-94 | ———— | ———— | ———— | 32-1608 | 32-2332-(2) | ———— |
| | YZF1000RJ/RJC | 1997 | 32-7477-(2) | ———— | ———— | 32-1608 | 32-2332-(2) | ———— |
| | YZF-R1 | 98-01 | 32-7477-(2) | ———— | ———— | ———— | ———— | ———— |
| | FJ1100L/LC/N/NC | 84-85 | 32-1608-(2) | 32-2332-(2) | ———— | 32-1608 | 32-2332-(2) | ———— |
| | XJ1100J Maxim | 1982 | ———— | ———— | ———— | 32-1605 | ———— | ———— |
| | XS1100E/F/G/H | 78-81 | 32-1250-(2) | ———— | ———— | 32-1250 | ———— | ———— |
| | XS1100LG Midnight Special | 1980 | 32-1605-(2) | ———— | ———— | 32-1250 | ———— | ———— |
| | XS1100LH Midnight Special | 1981 | 32-1602-(2) | ———— | ———— | 32-1605 | ———— | ———— |
| CONTROL | XS1100SF/SG/SH Special | 59279-81 | 32-1605-(2) | ———— | ———— | 32-1250 | ———— | ———— |
| | XV1100U/UC~L/LC Virago | 88-99 | 32-1606-(2) | ———— | ———— | ———— | ———— | ———— |
| | XV1100SH/SHC/SJ/SJC Virago | 96-97 | 32-1606-(2) | ———— | ———— | ———— | ———— | ———— |
| | XVS1100AM/AMC~AS/ASC | 00-04 | ———— | ———— | ———— | 32-1608 | 32-2332-(2) | ———— |
| | V-Star 1100 Classic | ———— | ———— | ———— | ———— | ———— | ———— | ———— |
| | XVS1100ATR/ATRC V-Star 1100 Silverado | 2003 | ———— | ———— | ———— | 32-1608 | 32-2332-(2) | ———— |
| | XVS1100ATS/ATSC V-Star 1100 Silverado | 2004 | ———— | ———— | ———— | 32-1608 | 32-2332-(2) | ———— |
| | XVS1100ATT/ATTC V-Star 1100 Silverado | 2005 | ———— | ———— | ———— | 32-1608 | 32-2332-(2) | ———— |
| | XVS1100AWR/AWRC V-Star 1100 Classic | 2003 | ———— | ———— | ———— | 32-1608 | 32-2332-(2) | ———— |
| | XVS1100AWT/AWTC V-Star 1100 Classic | 2005 | ———— | ———— | ———— | 32-1608 | 32-2332-(2) | ———— |
| SUSPENSION | XVS1100L/LC~S/SC V-Star 1100 Custom | 99-04 | ———— | ———— | ———— | 32-1608 | 32-2332-(2) | ———— |
| | FJ1200S/SC/T/TC | 86-87 | 32-1608-(2) | 32-2332-(2) | ———— | 32-1608 | 32-2332-(2) | ———— |
| | FJ1200W/WC/A/AC/B/BC/D/DC | 89-92 | 32-7599-(2) | 32-2324-(4) | ———— | 32-1608 | 32-2332-(2) | ———— |
| | FJ1200AD/ADC/AE/AEC (ABS) | 92-93 | 32-7599-(2) | 32-2324-(4) | ———— | 32-1608 | 32-2332-(2) | ———— |
| | VMX12S/SC-T/TC V-Max | 86-05 | ———— | ———— | ———— | 32-1608 | 32-2332-(2) | ———— |
| | XVZ12TK/DL/KC2 Venture | 83-84 | 32-1606-(2) | ———— | ———— | 32-1608 | 32-2332-(2) | ———— |
| | XVZ12DK/DL/DKC2/DN Venture Royale | 83-85 | 32-1606-(2) | ———— | ———— | 32-1608 | 32-2332-(2) | ———— |
| | FJR1300 | 03-05 | 32-7477-(2) | ———— | ———— | ———— | ———— | ———— |
| | XVZ1300AH/AHC~AK/AKC Royal Star | 96-98 | 32-7599-(2) | 32-2324-(4) | ———— | ———— | ———— | ———— |
| | XVZ1300AL/ALC/AM/AM/AN/ANC | 99-01 | 32-7599-(2) | 32-2324-(4) | ———— | ———— | ———— | ———— |
| ACCESSORIES | Royal Star Boulevard | ———— | ———— | ———— | ———— | ———— | ———— | ———— |
| | XVZ1300ATH/ATHC~ATM/ATMC | 96-00 | 32-7599-(2) | 32-2324-(4) | ———— | ———— | ———— | ———— |
| | Royal Star Tour Classic | ———— | ———— | ———— | ———— | ———— | ———— | ———— |
| | XVZ1300LTJ/LTJC/LTK/LTKC | 97-01 | 32-7599-(2) | 32-2324-(4) | ———— | ———— | ———— | ———— |
| Royal Star Tour Deluxe | ———— | ———— | ———— | ———— | ———— | ———— | ———— | |

BRAKE CALIPER REBUILD KITS, PISTONS & PAD SPRINGS

| YAMAHA ATV | | | | | | | |
|--|-------------|----------------------------------|----------------------------------|---------------------------------------|---------------------------------|---------------------------------|----------------------------------|
| Application | Year | Front Caliper Rebuild Kit | Front Caliper Piston-each | Front Caliper Pad Springs pk/2 | Rear Caliper Rebuild Kit | Rear Caliper Piston-each | Rear Caliper Springs pk/2 |
| YFM250XN / XP / XR / XS Beartracker | 01-05 | 32-1586-(2) | _____ | _____ | _____ | _____ | _____ |
| YFM250XHN / XHP Beartracker | 01-02 | 32-1586-(2) | _____ | _____ | _____ | _____ | _____ |
| Real Tree Hunter | | | | | | | |
| YFM350AS Bruin 350 Auto 2WD | 04-05 | 32-1586-(2) | _____ | _____ | _____ | _____ | _____ |
| YFM350FAHS Bruin 350 Auto 4x4 | 04-05 | 32-1586-(2) | _____ | _____ | _____ | _____ | _____ |
| YFM350FAS Bruin 350 Auto 4x4 | 04-05 | 32-1586-(2) | _____ | _____ | _____ | _____ | _____ |
| YFM350FHL / FHLC Big Bear 4WD Hunting | 1999 | 32-1586-(2) | _____ | _____ | _____ | _____ | _____ |
| YFM350FWBL / FWBLC Big Bear | 1999 | 32-1586-(2) | _____ | _____ | _____ | _____ | _____ |
| YFM350FXG / FXH / FXJ / FXK Wolverine 4WD | 95-98 | 32-1586-(2) | _____ | _____ | 32-1587 | _____ | _____ |
| YFM350FXL / FXLC / FXM / FXMC Wolverine | 99-00 | 32-1586-(2) | _____ | _____ | 32-1587 | _____ | _____ |
| YFM350FXN / FXNC / FXP / FXR / FXS Wolverine | 01-05 | 32-1586-(2) | _____ | _____ | 32-1587 | _____ | _____ |
| YFM350UL / ULC Big Bear | 1999 | 32-1586-(2) | _____ | _____ | _____ | _____ | _____ |
| YFM350XT / XU Warrior | 87-88 | _____ | _____ | _____ | 32-1587 | _____ | _____ |
| YFM350XW / XA / XB / XD / XE / XF Warrior | 89-94 | 32-1586-(2) | _____ | _____ | 32-1587 | _____ | _____ |
| YFM350XG / XH / XJ / XK / XKC / XL / XLC | 95-99 | 32-1586-(2) | _____ | _____ | 32-1587 | _____ | _____ |
| YFM350XM / XMC ~ XS / XSC Warrior | 00-05 | 32-1586-(2) | _____ | _____ | 32-1587 | _____ | _____ |
| YFM350S / RT Raptor | 04-05 | 32-1586-(2) | _____ | _____ | _____ | _____ | _____ |
| YFZ350T / U / W Banshee | 87-89 | _____ | _____ | _____ | 32-1587 | _____ | _____ |
| YFZ350A ~ T Banshee | 90-05 | 32-1586-(2) | _____ | _____ | 32-1587 | _____ | _____ |
| YFM400AM / AMC / AN / ANC Kodiak 2WD Auto | 00-01 | 32-1586-(2) | _____ | _____ | 32-1586 | _____ | _____ |
| YFM400FWL / FWLC Kodiak | 1999 | 32-1586-(2) | _____ | _____ | _____ | _____ | _____ |
| YFM400FAH Kodiak 4WD Auto | 00-01 | 32-1586-(2) | _____ | _____ | 32-1586 | _____ | _____ |
| YFM400FA Kodiak 4WD Automatic | 00-01 | 32-1586-(2) | _____ | _____ | 32-1586 | _____ | _____ |
| YFM400FVN Big Bear 4WD | 00-01 | 32-1586-(2) | _____ | _____ | _____ | _____ | _____ |
| YFM400FVNH Big Bear Buckmaster 4WD | 00-01 | 32-1586-(2) | _____ | _____ | _____ | _____ | _____ |
| YFM400NM / NMC / NN / NNC Big Bear 2WD | 00-01 | 32-1586-(2) | _____ | _____ | _____ | _____ | _____ |
| YFM600FWAK / FWAL / FWALC Grizzly | 98-99 | 32-1586-(2) | _____ | _____ | _____ | _____ | _____ |
| YFM600FWAM Grizzly | 00-01 | 32-1586-(2) | _____ | _____ | _____ | _____ | _____ |
| YFM600HM / HMC / HN / HNC Grizz. Hunting | 00-01 | 32-1586-(2) | _____ | _____ | _____ | _____ | _____ |
| YFM660RN / RNC / RP / RR / RS / RT Raptor | 01-05 | 32-1586-(2) | _____ | _____ | _____ | _____ | _____ |
| YFM660RPB / RRB Raptor Limited Edition | 02-03 | 32-1586-(2) | _____ | _____ | _____ | _____ | _____ |
| YFM660RLER Raptor Black Limited Edition | 2003 | 32-1586-(2) | _____ | _____ | _____ | _____ | _____ |
| YAMAHA Dual Sport/Offroad | | | | | | | |
| YZ125W | 1989 | 32-1589-(1) | _____ | _____ | _____ | _____ | _____ |
| YZ125A / B / D1 | 90-92 | 32-1589-(1) | _____ | _____ | _____ | 32-2310-(1) | _____ |
| YZ125E1 / F1 / G1 / H1 / J1 | 93-97 | 32-1589-(1) | 32-2304-(2) | _____ | _____ | 32-2310-(1) | _____ |
| YZ125K1 | 1998 | 32-1589-(1) | 32-2304-(2) | _____ | 32-1589 | _____ | _____ |
| YZ125L1 / M1 / N1 / P | 99-02 | 32-1589-(1) | 32-2304-(2) | _____ | _____ | _____ | _____ |
| YZ125R / S1 / T1 | 03-05 | 32-1589-(1) | _____ | _____ | _____ | _____ | _____ |
| WR200RD | 1992 | 32-1589-(1) | _____ | _____ | _____ | 32-2310-(1) | _____ |
| TT-R250L / LC / M / MC / N / NC 4-Stroke Offroad | 99-01 | 32-1589-(1) | 32-2304-(2) | _____ | _____ | 32-2310-(1) | _____ |
| TT-R250P / PC / R / RC / S / SC / T / TC | 02-05 | 32-1589-(1) | 32-2304-(2) | _____ | _____ | 32-2310-(1) | _____ |
| WR250ZB / ZD / ZE | 91-93 | 32-1589-(1) | _____ | _____ | _____ | 32-2310-(1) | _____ |
| WR250ZF / ZG / ZH / ZJ | 94-97 | 32-1589-(1) | 32-2304-(2) | _____ | _____ | 32-2310-(1) | _____ |
| WR250FN / FP 4-Stroke Offroad | 01-02 | 32-1589-(1) | 32-2304-(2) | _____ | _____ | _____ | _____ |
| YZ250W | 1989 | 32-1589-(1) | _____ | _____ | _____ | _____ | _____ |
| YZ250A1 / B1 / D1 | 90-92 | 32-1589-(1) | _____ | _____ | _____ | 32-2310-(1) | _____ |
| YZ250E1 / F1 / G1 / H1 / J1 | 93-97 | 32-1589-(1) | 32-2304-(2) | _____ | _____ | 32-2310-(1) | _____ |
| YZ250K1 | 1998 | 32-1589-(1) | 32-2304-(2) | _____ | 32-1589 | _____ | _____ |
| YZ250L1 / M1 / N1 / P | 99-02 | 32-1589-(1) | 32-2304-(2) | _____ | _____ | _____ | _____ |
| YZ250R / S1 / T1 | 03-05 | 32-1589-(1) | _____ | _____ | _____ | _____ | _____ |
| YZ250FN / FP 4-Stroke Offroad | 01-02 | 32-1589-(1) | 32-2304-(2) | _____ | _____ | _____ | _____ |
| YZ250FR / FS 4-Stroke Offroad | 03-04 | 32-1589-(1) | _____ | _____ | _____ | _____ | _____ |
| YZ250WRW / WRA | 89-90 | 32-1589-(1) | _____ | _____ | _____ | _____ | _____ |
| WR400FK 4-Stroke Offroad | 1998 | 32-1589-(1) | 32-2304-(2) | _____ | _____ | 32-2310-(1) | _____ |
| WR400FL / FM 4-Stroke Offroad | 99-00 | 32-1589-(1) | 32-2304-(2) | _____ | _____ | _____ | _____ |
| YZ400FK 4-Stroke Offroad | 1998 | 32-1589-(1) | 32-2304-(2) | _____ | _____ | 32-2310-(1) | _____ |
| YZ400FL 4-Stroke Offroad | 1999 | 32-1589-(1) | 32-2304-(2) | _____ | 32-1589 | _____ | _____ |
| WR426FN / FP 4-Stroke Offroad | 01-02 | 32-1589-(1) | 32-2304-(2) | _____ | _____ | _____ | _____ |
| YZ426FM / FN / FP 4-Stroke Offroad | 00-02 | 32-1589-(1) | 32-2304-(2) | _____ | _____ | _____ | _____ |
| WR450FR / FS 4-Stroke Offroad | 03-04 | 32-1589-(1) | _____ | _____ | _____ | _____ | _____ |
| YZ450FR / FS 4-Stroke Offroad | 03-04 | 32-1589-(1) | _____ | _____ | _____ | _____ | _____ |
| WR500ZD / ZE | 92-93 | 32-1589-(1) | _____ | _____ | _____ | 32-2310-(1) | _____ |

SHOP EQUIP & TOOLS

HARD PARTS

CARB & FUEL

IGNITION/ELECTRICAL

CONTROL

SUSPENSION

ACCESSORIES

SHOP EQUIP & TOOLS

HARD PARTS

CARB & FUEL

IGNITION/ELECTRICAL

CONTROL

SUSPENSION

ACCESSORIES



GOODRIDGE



BANJO HOSE END, STRAIGHT
32-6665 10mm Banjo End



BANJO HOSE END, 15 DEGREE
32-6666 10mm Banjo End



BANJO HOSE END, 15 DEGREE BEND
32-6683 10mm Banjo End



BANJO HOSE END, 45 DEGREE
32-6667 10mm Banjo End

GOODRIDGE BRAKE LINES & FITTINGS

With over 30 years experience in motorsports at all levels, Goodridge has firmly established themselves as the leaders in brakeline technology. Top AMA and WERA teams rely on Goodridge products, and now so can you. Stopping distances from 100 mph can be reduced in excess of 20 feet, allowing you to brake later and accelerate sooner. Goodridge brakelines pass a 9-point testing procedure before being shipped, so you are assured of receiving the highest quality product available.

| | | |
|---------|------------------------------|-----|
| 32-6655 | Clear, Female to Female ends | 12" |
| 32-6700 | Clear, Female to Female ends | 15" |
| 32-6656 | Clear, Female to Female ends | 16" |
| 32-6718 | Clear, Female to Female ends | 19" |
| 32-6658 | Clear, Female to Female ends | 21" |
| 32-6704 | Clear, Female to Female ends | 23" |
| 32-6659 | Clear, Female to Female ends | 24" |
| 32-6660 | Clear, Female to Female ends | 26" |
| 32-6661 | Clear, Female to Female ends | 28" |
| 32-6662 | Clear, Female to Female ends | 30" |
| 32-6663 | Clear, Female to Female ends | 32" |
| 32-6664 | Clear, Female to Female ends | 34" |
| 32-6723 | Clear, Female to Female ends | 36" |
| 32-6720 | Clear, Female to Female ends | 38" |
| 32-6721 | Clear, Female to Female ends | 40" |
| 32-6709 | Clear, Female to Female ends | 42" |
| 32-6705 | Clear, Female to Female ends | 44" |
| 32-6710 | Clear, Female to Female ends | 47" |
| 32-6719 | Clear, Female to Female ends | 50" |
| 32-6722 | Clear, Female to Female ends | 54" |



Note: Build-a-line fittings are not compatible with the reusable fittings listed below!



BANJO HOSE END, 90 DEGREE
32-6669 10mm Banjo End



BANJO BOLT, SINGLE
32-6670 10 x 1.00
32-6673 10 x 1.25



BANJO BOLT, DOUBLE
32-6672 10 x 1.00
32-6676 10 x 1.25



BANJO BOLTS W/ BLEEDER
32-5841 Single, 10 x 1.00
32-5851 Double, 10 x 1.00
32-5885 Single, 10 x 1.25
32-5897 Double, 10 x 1.25

PROFESSIONAL BUILDER KITS- Are the answer to brakeline problems. No more waiting for Special Orders with long lead times, you can build on site while your customer waits! No need to tie up money by stocking dozens of pre-made lines, these kits come in a convenient carrying case, which includes specialty tools to simplify assembly. Find out how easy it is to address your customers "special needs" and increase your profitability today.

Metric Cruiser Brakeline Kit & Replacement Fittings

| K&L # | Goodridge #. | Description |
|---------|--------------|---------------------------------|
| 32-5588 | 940 | Brakeline Kit, Metric |
| 32-5601 | 5092-03CH | 10mm Straight Banjo |
| 32-5609 | 600-03CL-25 | -3 SS Braid PTFE Hose-25ft |
| 32-5633 | 5093-03CH | 10mm 20 Degree Banjo |
| 32-5635 | 442-31CH | 10mm x 1.0 Male Hose End |
| 32-5636 | 5094-03CH | 10mm 45 Degree Banjo |
| 32-5637 | 442-32CH | 10mm x 1.25 Male Hose End |
| 32-5638 | 5097-03CH | 10mm 20 Side Bend Banjo |
| 32-5640 | 993-03-31CH | Double Banjo Bolt-10mm x 1.0 |
| 32-5641 | 5099-03CH | 10mm 90 Degree Banjo |
| 32-5642 | 992-03-31CH | Single Banjo Bolt-10mm x1.0 |
| 32-5663 | 6001-03CH | -3 Female Hose End |
| 32-5667 | 993-03-32CH | Double Banjo Bolt-10mm x 1.25 |
| 32-5671 | 10100-03 | -3 to 10mmx 1.0 Male Fitting |
| 32-5676 | 992-03-32CH | Single Banjo Bolt- 10 mm x 1.25 |
| 32-5680 | 10125-03 | 3 to 10mm x 1.25 Male Adapter |
| 32-5681 | 1205-03B-10 | -3 Ferrule - 10 pak |
| 32-5683 | 44516-6 | 3/8" Crush Washer - 6 pak |
| 32-5685 | GM100 | -3 Mandrill |
| 32-5692 | GP101 | Socket Plate |

Big Twin Brakeline Kit & Replacement Fittings

| K&L # | Goodridge #. | Description |
|---------|--------------|-------------------------------|
| 32-5699 | 950 | Brakeline Kit, Big Twin |
| 32-5735 | 5091-03CH | 10mm Straight Banjo- Short |
| 32-5744 | MCHD-001 | Front Tee Bar |
| 32-5752 | 5091-03-04CH | 12mm Straight Banjo-Short |
| 32-5760 | MCHD-002 | Universal Rear Brake Tee |
| 32-5601 | 5092-03CH | 10mm Straight Banjo-Long |
| 32-5764 | 5092-03-04CH | Rear Brake Tee-Softail |
| 32-5763 | MCHD-004 | 12mm Straight Banjo-Long |
| 32-5765 | 773-03CH | Double Banjo Bolt-3/8-24 |
| 32-5636 | 5094-03CH | 10mm 45 Degree Banjo |
| 32-5767 | 775-03CH | Single Banjo Bolt-3/8-24 |
| 32-5768 | 5070-03CH | 10mm 70 Degree Banjo |
| 32-5774 | 775-03LCH | Single Banjo Bolt-3/8-24 long |
| 32-5663 | 6001-03CH | -3 Female Hose End |
| 32-5775 | 775-44CH | Single Banjo Bolt-7/16-24 |
| 32-5780 | 6091-03CH | -3 90 Degree Female Hose End |
| 32-5683 | 44516-6 | 3/8 Crush Gasket - 6 pak |
| 32-5785 | 10324-03CH | -3 to 3/8-24 IF Fitting |
| 32-5789 | 44518-6 | 7/16 Crush Gasket - 6 pak |
| 32-5609 | 600-03CL-25 | -3 SS Braid PTFE Hose-25ft |
| 32-5681 | 1205-03B-10 | -3 Ferrule - 10 pak |
| 32-5685 | GM100 | -3 Mandrill |
| 32-5692 | GP101 | Socket Plate |

GALFER BRAKE & CLUTCH LINE FITTINGS

SHOP EQUIP & TOOLS

HARD PARTS

CARB & FUEL

IGNITION/ELECTRICAL

CONTROL

SUSPENSION

ACCESSORIES



32-1639



32-1640

STRAIGHT BANJO HOSE END

32-1639 Chrome Plated 10mm

32-1640 Aluminum 10mm



32-1642



32-1643

12 DEGREE BANJO HOSE END

32-1642 Chrome Plated 10mm

32-1643 Aluminum 10mm



32-1645



32-1646

40 DEGREE BANJO HOSE END

32-1645 Chrome Plated 10mm

32-1646 Aluminum 10mm



32-1651



32-1652

90 DEGREE SHORT BANJO HOSE END

32-1651 Chrome Plated 10mm

32-1652 Aluminum 10mm



32-1664

20 DEGREE BANJO HOSE END

32-1664 Chrome Plated 10mm



32-1654

90 DEGREE LONG BANJO HOSE END

32-1654 Chrome Plated 10mm



32-1711

32-1713

32-1712

SINGLE BANJO BOLT (NO BLEEDER)

32-1706 Chrome Plated

M.10 x 1.00

32-1710 Aluminum

M.10 x 1.00

32-1711 Chrome Plated

M.10 x 1.25

32-1712 Aluminum

M.10 x 1.25

DOUBLE BANJO BOLT (NO BLEEDER)

32-1713 Chrome Plated

M.10 x 1.00

32-1718 Chrome Plated

M.10 x 1.25

GALFER™ BANJO HOSE ENDS

Available in chrome plated brass and anodized aluminum. All fittings sold each and include installation nut.



32-1723

32-1726

32-1727

AIR FREE BANJO BOLT with BLEEDER

32-1721 Chrome Plated

M.10 x 1.00

32-1723 Chrome Plated

M.10 x 1.25

AIR FREE DOUBLE BANJO BOLT with BLEEDER

32-1726 Chrome Plated

M.10 x 1.00

32-1727 Aluminum

M.10 x 1.00

32-1728 Chrome Plated

M.10 x 1.25



32-1675



32-1681

STRAIGHT SWIVEL FEMALE

(concave)

32-1675 Chrome Plated Brass

M.10 x 1.00

FIXED STRAIGHT FEMALE (concave)

32-1681 Chrome Plated Brass

M.10 x 1.00

Toll Free:

800-727-6767



32-1686

32-1694

32-1666

FIXED STRAIGHT MALE SHORT (concave)

32-1686 Chrome Plated Brass

M.10 x 1.00

32-1688 Chrome Plated Brass

M.10 x 1.25

STRAIGHT MALE SWIVEL

32-1694 Chrome Plated Brass

M.10 x 1.00

32-1696 Chrome Plated Brass

M.10 x 1.25

3-WAY HOSE FITTING

32-1666 Chrome Plated



GALFER™ HYDRAULIC ASSEMBLY TOOL

This Line Assembly tool is the answer for building custom brake lines. Using reusable hose fittings and bulk line you can build stock or custom applications in minutes.

35-1756 Stainless Steel Braided

Hydraulic Line Assembly Tool

32-0046 Assembly Tool

Instructional Video

GALFER™ K7 UNIVERSAL BRAKE LINES/FITTINGS

Build to suit in house. Fast, threaded fittings make it easy!

K7 BRAKE LINES

| | LENGTH |
|------------------------------|---------|
| 22-1603 Universal Brake Line | 12 inch |
| 22-1604 Universal Brake Line | 16 inch |
| 22-1613 Universal Brake Line | 18 inch |
| 22-1618 Universal Brake Line | 20 inch |
| 22-1624 Universal Brake Line | 24 inch |
| 22-1668 Universal Brake Line | 26 inch |
| 22-1669 Universal Brake Line | 28 inch |
| 22-1672 Universal Brake Line | 30 inch |
| 22-1678 Universal Brake Line | 32 inch |
| 22-1697 Universal Brake Line | 34 inch |

10 MM FITTINGS

| | |
|----------------------------------|----------|
| 22-1709 Straight Banjo | Polished |
| 32-1719 12 Degree Banjo | Polished |
| 32-1722 40 Degree Banjo short | Polished |
| 32-1725 40 Degree Banjo long | Polished |
| 32-1731 90 Degree Banjo short | Polished |
| 32-1732 90 Degree Banjo long | Polished |
| 32-1716 3 Way Fitting (Junction) | Polished |



32-1732



32-1716



32-1719



32-1722



22-1709

GALFER™ BRAIDED BRAKE LINE & FITTINGS

Stainless steel line is available in clear or black, with an inner liner of type 62 teflon & a braided stainless steel outer sheath meeting AISI 304 L.

| | 82ft Roll | 12ft Length | 6ft Length |
|-------|-----------|-------------|------------|
| Clear | 22-2130 | 22-1942 | 22-1941 |
| Black | — | 22-1946 | 22-1944 |



32-1734



32-1735



32-1736



32-1737



32-1767

REPLACEMENT INNER OLIVE pk/10

32-1734 Chrome Plated

32-1735 Copper

BANJO SEALING CRUSH WASHER pk/20

32-1736 Aluminum, 10 mm

32-1737 Copper, 10 mm

CONIC INVERSOR each

32-1767 Chrome Plated, 3.5 x 8mm

Note: These fittings are not compatible with K7 reusable fittings listed to the left!

THROTTLES, LEVERS & CONTROL ACCESSORIES

SHOP EQUIP & TOOLS

HARD PARTS

CARB & FUEL

IGNITION/ELECTRICAL

CONTROL

SUSPENSION

ACCESSORIES



28-9464



28-9612



28-9611



28-9613

IMS FOLDING SHIFT LEVERS

Top quality, American made folding shift levers Sold each.

HONDA

28-9464 CT70 (all), CR80 (80-98), XL80 (80-85), XR80 (79-98), XL100 (74-85), XR100 (81-98), XL125 (74-85), XL185 (79-83), XR185 (1979), XR200 (80-98), TRX250X (87-88), TRX250X (91-92)

28-9611 CR250R (84-98), CR500R (84-98)

KAWASAKI

28-9612 KX60 (83-93), KX80 (83-93), KDX250 (80-82), KDX250 (1983), KDX250 (1984), KX250 (83-86), KX500 (83-93)

28-9464 KV75 (through 1984), KDX80 (86-88), KX80 (79-82), KE100 (through 1986), KM100 (through 1984), KX125 (79-80), KL250 (1980), KX250 (80-81)

28-9613 KX125 (83-93), KDX175 (1982), KDX200 (83-96), KX250 (87-93)

YAMAHA

28-9464 GT80 (all), YZ250 (76-79)

28-9612 YZ80 (all), YZ250 (85-95)



28-1092



28-1071



28-6724

EMGO SHIFT LEVERS

Designed as OEM replacements. Sold each.

HONDA

28-1071 XL/XR models (folding style)

KAWASAKI

28-1092 KZ550A/B (80-83), KZ650/C/D/E/F (77-80)

YAMAHA

28-6724 YZ400(98-99), YZ426 (00-02), YZ450 (03-04) (folding style)



MOTION PRO SPLIT-PERCH ASSEMBLIES

An inexpensive replacement for Japanese OEM units. Available in black or polished for cable operated clutch and brake applications.

Black Polished Application

27-9093 ——— Honda Clutch

27-9094 27-9098 Honda Cable type Brake

27-9095 27-9099 Kawasaki/Suzuki/Yamaha Clutch

————— **27-9106** Kawasaki/Suzuki/Yamaha Cable type brake



27-9100



27-9092

22-9104

MOTION PRO THROTTLES

27-9100 Turbo Throttle. Polished die-cast aluminum housing. Uses 4-1/2" handle grip and same cable applications as the "Gasser/Whirlpool" type throttles.

22-9104 Universal Throttle Cable. Designed to be used with turbo throttle. Sold each.

27-9092 Vortex Throttle. Die-cast aluminum body with a clear gray finish. Based on late-model OEM throttles.

27-8877 Replacement throttle sleeve for Vortex Throttle.



MOTION PRO REAR BRAKE KIT for YAMAHA BLASTER

Fits Yamaha YFS200 Blaster from 1988-1999.

22-1113 Rear Brake Kit



RECOIL SPRING

Fits all Honda ATC90/110/185/185S/200 & Yam YT125/175. Sold each.

00-9300 Recoil Return Spring



PULL-START HANDLE

Fits all Honda ATC-90/110/185/185S/200. Sold each.

72-0793 Pull-Starter Handle

CABLE ADJUSTERS

27-1164 8mm Cable Adjusters pk/10



THROTTLE GRIP SLEEVE

Replaces Honda OEM 53141-200-010. Sold each.

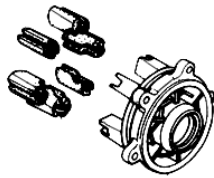
27-5969 Nylon Throttle Grip Sleeve





REAR WHEEL DAMPNER RUBBER SETS (CUSH DRIVES)

Unavailable except from the Factory until now! These **Made in Japan** replacement cush drives help restore that factory smoothness to your driveline. Available for many popular Street and Off-Road applications, see listings below. Sold in sets.



PART INTERCHANGE GUIDE

Note: O.E. #'s listed for reference use only

| K&L# | PK. QTY | MFG | REPLACES |
|---------|---------|-------|---------------|
| 32-7730 | 5 | Honda | 41241-MT3-003 |
| 32-7731 | 5 | Honda | 41241-MT8-003 |
| 32-7732 | 4 | Honda | 41241-MAT-000 |
| 32-7733 | 5 | Honda | 41241-MM5-000 |
| 32-7734 | 4 | Honda | 41241-KT8-000 |
| 32-7735 | 4 | Honda | 41241-307-010 |
| 32-7736 | 4 | Honda | 41241-222-000 |
| 32-7737 | 6 | Honda | 41241-MC4-010 |
| 32-7738 | 5 | Honda | 41241-MBB-000 |

| HONDA Application | Year | Part # |
|---------------------|-------|---------|
| CB/CL100 | 71-73 | 32-7736 |
| XL100 | 76-80 | 32-7735 |
| CB125S | 73-85 | 32-7736 |
| MT125R | 77-78 | 32-7736 |
| XL125S | 79-85 | 32-7735 |
| XL175 | 76-78 | 32-7735 |
| CM185T | 78-79 | 32-7735 |
| XL185S | 79-83 | 32-7735 |
| ATC200X | 83-85 | 32-7735 |
| CM200T | 80-82 | 32-7735 |
| TLR200 | 86-87 | 32-7735 |
| XL200R | 83-84 | 32-7735 |
| XR200 | 80-84 | 32-7735 |
| XR200R | 81-83 | 32-7735 |
| CB400F CB-1 | 89-90 | 32-7734 |
| CBR600F Hurricane | 87-90 | 32-7734 |
| XL600R | 83-87 | 32-7737 |
| XL600V | 89-90 | 32-7737 |
| NX650 | 88-90 | 32-7737 |
| VF750C Magna | 94-03 | 32-7733 |
| CBR1000F Hurricane | 87-96 | 32-7733 |
| VTR1000F | 98-05 | 32-7738 |
| CBR1100XX Blackbird | 97-03 | 32-7732 |
| ST1100 | 99-02 | 32-7730 |
| VT1100T | 98-01 | 32-7731 |
| VT1100C2 | 95-97 | 32-7731 |
| GL1500 GoldWing | 88-97 | 32-7731 |

EBC TO K&L CROSS REFERENCE

| EBC# | K&L# | EBC# | K&L# |
|----------|---------|-----------|---------|
| 303 | 32-2150 | FA226 | 32-2286 |
| 304 | 32-2151 | FA226HH | 32-2327 |
| 306 | 32-2154 | FA229 | 32-3056 |
| 313 | 32-2160 | FA229HH | 32-8228 |
| 315 | 32-2161 | FA231 | 32-2654 |
| 320 | 32-2163 | FA231HH | 32-8230 |
| 321 | 32-2165 | FA232X | 32-4152 |
| 333 | 32-2173 | FA252 | 32-2345 |
| 343 | 32-2176 | FA252HH | 32-7721 |
| 503 | 32-2179 | FA254 | 32-2365 |
| 506 | 32-2186 | FA254HH | 32-7722 |
| 512 | 32-2191 | FA261HH | 32-3097 |
| 515 | 32-2192 | FA265HH | 32-2364 |
| 516 | 32-2196 | FA267 | 32-2156 |
| 705 | 32-2204 | FA270R | 32-2011 |
| 706 | 32-2205 | FA275HH | 32-7723 |
| 709 | 32-2206 | FA29 | 32-2060 |
| 713 | 32-2207 | FA296HH | 32-8243 |
| FA101X | 32-2006 | FA30 | 32-2061 |
| FA103 | 32-2007 | FA31 | 32-2063 |
| FA103HH | 32-8268 | FA319/2HH | 32-8270 |
| FA119X | 32-2339 | FA32 | 32-2064 |
| FA123 | 32-2014 | FA33 | 32-2065 |
| FA123HH | 32-8279 | FA34 | 32-2066 |
| FA124 | 32-2015 | FA347HH | 32-7724 |
| FA124/2 | 32-2018 | FA36 | 32-2067 |
| FA125X | 32-2019 | FA369/4HH | 32-8238 |
| FA128X | 32-2340 | FA379HH | 32-7725 |
| FA129 | 32-2020 | FA380HH | 32-7726 |
| FA129HH | 32-8181 | FA381 | 32-2516 |
| FA13 | 32-2209 | FA381HH | 32-2517 |
| FA130R | 32-2022 | FA387 | 32-2518 |
| FA131X | 32-2023 | FA387HH | 32-2519 |
| FA135X | 32-2024 | FA388HH | 32-8242 |
| FA137X | 32-2025 | FA390HH | 32-8239 |
| FA140 | 32-2028 | FA400 | 32-2512 |
| FA141 | 32-2029 | FA400HH | 32-2513 |
| FA142 | 32-2030 | FA41 | 32-2069 |
| FA142HH | 32-8185 | FA417/4HH | 32-8241 |
| FA145 | 32-2032 | FA436HH | 32-8240 |
| FA145HH | 32-8256 | FA45 | 32-2077 |
| FA146 | 32-2033 | FA51 | 32-2080 |
| FA146HH | 32-8257 | FA54X | 32-2085 |
| FA152X | 32-2038 | FA61 | 32-2087 |
| FA155X | 32-2044 | FA63 | 32-2091 |
| FA158 | 32-2045 | FA63HH | 32-8169 |
| FA158HH | 32-8186 | FA65 | 32-2094 |
| FA159/SV | 32-2047 | FA67X | 32-2096 |
| FA160 | 32-2050 | FA68 | 32-2097 |
| FA161 | 32-2053 | FA68HH | 32-8246 |
| FA161HH | 32-8194 | FA69 | 32-2098 |
| FA174 | 32-2055 | FA69/2 | 32-2099 |
| FA174HH | 32-8197 | FA69/3 | 32-2100 |
| FA179 | 32-2653 | FA69/3HH | 32-8245 |
| FA179HH | 32-8198 | FA69HH | 32-8172 |
| FA185X | 32-2292 | FA70 | 32-2101 |
| FA187 | 32-2289 | FA81 | 32-2116 |
| FA187HH | 32-8247 | FA83X | 32-2337 |
| FA188 | 32-2294 | FA84/2R | 32-2133 |
| FA188HH | 32-8199 | FA84/3R | 32-2135 |
| FA189 | 32-2290 | FA84R | 32-2693 |
| FA189HH | 32-8249 | FA84X | 32-2141 |
| FA192 | 32-2320 | FA85 | 32-2143 |
| FA192HH | 32-8200 | FA85HH | 32-8177 |
| FA196 | 32-2278 | FA88 | 32-2145 |
| FA196HH | 32-8226 | FA88HH | 32-8180 |
| FA199HH | 32-8227 | FA92X | 32-2147 |
| FA203 | 32-2172 | FA94 | 32-2514 |
| FA21X | 32-2056 | FA94HH | 32-2515 |

SHOP EQUIP & TOOLS

HARD PARTS

CARB & FUEL

IGNITION/ELECTRICAL

CONTROL

SUSPENSION

ACCESSORIES

EBC BRAKE PADS/BRAKE SHOES

SHOP EQUIP & TOOLS

HARD PARTS

CARB & FUEL

IGNITION/ELECTRICAL


CONTROL

SUSPENSION

ACCESSORIES

| HONDA Street Application | Year | Front STD | Front HH | Rear STD | Rear HH |
|---------------------------------|-------------|------------------|-----------------|-----------------|----------------|
| MB5 | 1982 | 32-2085 | — | 32-2151 | — |
| NS50F | 1990 | 32-2150 | — | 32-2151 | — |
| NU50 Urban | 82-83 | 32-2173 | — | — | — |
| C70 Passport | 80-83 | 32-2150 | — | 32-2150 | — |
| CH80 Elite | 85-04 | 32-2150 | — | 32-2173 | — |
| NH80 Aero | 1985 | 32-2150 | — | 32-2173 | — |
| NH80MD Aero | 83-84 | 32-2150 | — | — | — |
| CB125S | 79-82 | 32-2151 | — | 32-2151 | — |
| CB125S | 84-85 | — | — | 32-2150 | — |
| CB125TT | 1990 | 32-2018 | — | — | — |
| CH125 Elite | 1984 | 32-2150 | — | 32-2150 | — |
| NH125 Aero | 1984 | 32-2150 | — | 32-2150 | — |
| CH150/D Elite | 85-87 | 32-2150 | — | 32-2150 | — |
| CN250 Helix | 86-87 | 32-2098 | 32-8172 | — | — |
| CN250 Helix | 92-93 | 32-2099 | — | — | — |
| CN250 | 94-01 | 32-2030 | — | — | — |
| VTR250 Interceptor | 1990 | 32-2018 | — | — | — |
| CB350F/F1 (4-cylinder) | 72-74 | 32-2209 | — | 32-2161 | — |
| CB350G Super Sport (2-cyl) | 1973 | 32-2209 | — | 32-2161 | — |
| CB350K2/K3/K4 (2-cyl) | 70-73 | — | — | 32-2161 | — |
| CB360 | 1974 | — | — | 32-2161 | — |
| CB360G/T | 74-76 | 32-2209 | — | 32-2161 | — |
| CJ360T | 76-77 | — | — | 32-2161 | — |
| CB400A Automatic | 1978 | 32-2077 | — | 32-2160 | — |
| CB400F CB-1 | 89-90 | 32-2030 | 32-8185 | 32-2028 | — |
| CB400F Super Sport | 75-77 | 32-2209 | — | 32-2161 | — |
| CB400T Hawk | 80-81 | 32-2077 | — | 32-2160 | — |
| CB400TI Hawk I | 78-79 | — | — | 32-2160 | — |
| CB400TII Hawk II | 78-79 | 32-2077 | — | 32-2160 | — |
| CM400A/T | 79-81 | 32-2077 | — | 32-2160 | — |
| CM400C Custom | 1981 | 32-2099 | — | 32-2160 | — |
| CM400E | 80-81 | — | — | 32-2160 | — |
| CB450SC Nighthawk | 1982 | — | — | 32-2160 | — |
| CB450SC Nighthawk | 83-86 | 32-2098 | 32-8172 | 32-2160 | — |
| CB450T Hawk | 1982 | — | — | 32-2160 | — |
| CM450A Automatic | 1982 | 32-2099 | — | 32-2160 | — |
| CM450A Automatic | 1983 | — | — | 32-2160 | — |
| CM450C 001211 | 1982 | 32-2099 | — | 32-2160 | — |
| CM450C 0011212 | 1982 | — | — | 32-2160 | — |
| CM450E | 82-83 | — | — | 32-2160 | — |
| CMX450C Rebel | 86-87 | 32-2098 | 32-8172 | 32-2160 | — |
| CB500/K1/K2 | 71-73 | 32-2209 | — | — | — |
| CB500T | 75-76 | 32-2209 | — | — | — |
| CX500 | 78-79 | 32-2060 | — | 32-2165 | — |
| CX500C Custom | 79-81 | 32-2060 | — | 32-2165 | — |
| CX500C Custom | 1982 | 32-2098 | 32-8172 | 32-2165 | — |
| CX500D | 79-81 | 32-2060 | — | 32-2165 | — |
| CX500TC Turbo | 1982 | 32-2098 | 32-8172 | 32-2098 | 32-8172 |
| FT500 Ascot | 82-83 | 32-2098 | 32-8172 | 32-2098 | 32-8172 |
| GB500 | 89-90 | 32-2098 | 32-8172 | — | — |
| GL500 Silver Wing | 81-82 | 32-2098 | 32-8172 | 32-2165 | — |
| GL500I Interstate | 81-82 | 32-2099 | — | 32-2165 | — |
| VF500C V30 Magna | 84-85 | 32-2098 | 32-8172 | 32-2165 | — |
| VF500F Interceptor | 84-86 | 32-2098 | 32-8172 | 32-2098 | 32-8172 |
| VT500C Shadow | 83-86 | 32-2098 | 32-8172 | 32-2160 | — |
| VT500FT Ascot | 83-84 | 32-2098 | 32-8172 | 32-2160 | — |
| CB550K/F | 74-78 | 32-2209 | — | — | — |
| CB550SC Nighthawk | 1983 | 32-2098 | 32-8172 | 32-2160 | — |
| CB600F (599) | 04-06 | 32-2286 | 32-2327 | 32-2055 | 32-8197 |
| CBR600F Hurricane | 87-90 | — | — | 32-2100 | 32-8245 |
| CBR600F2 Hurricane | 91-94 | 32-2172 | — | 32-2055 | 32-8197 |
| CBR600F3 Hurricane | 95-98 | 32-2286 | 32-2327 | 32-2055 | 32-8197 |
| CBR600F4 | 99-00 | — | 32-8243 | 32-2055 | 32-8197 |
| CBR600F4i | 01-06 | — | 32-8243 | 32-2055 | 32-8197 |
| CBR600RR | 03-04 | — | 32-8243 | 32-2055 | 32-8197 |
| CBR600RR | 2005 | — | 32-8239 | 32-2055 | 32-8197 |
| CBR600RR | 2007 | — | 32-8239 | — | 32-8240 |
| CBR600F3/SJR/SE | 1998 | 32-2286 | 32-2327 | 32-2055 | 32-8197 |

| HONDA Street Application | Year | Front STD | Front HH | Rear STD | Rear HH |
|---------------------------------|-------------|------------------|-----------------|-----------------|----------------|
| VT600 Shadow VLX | 88-93 | 32-2018 | — | 32-2165 | — |
| VT600 Shadow VLX | 94-05 | 32-2278 | 32-8226 | 32-2165 | — |
| CB650 | 79-81 | 32-2077 | — | 32-2163 | — |
| CB650 | 1982 | 32-2098 | 32-8172 | 32-2163 | — |
| CB650C Custom | 80-81 | 32-2077 | — | 32-2163 | — |
| CB650SC Nighthawk | 1982 | — | — | 32-2163 | — |
| CB650SC Nighthawk | 83-85 | 32-2098 | 32-8172 | 32-2165 | — |
| CX650C Custom | 1983 | 32-2098 | 32-8172 | 32-2165 | — |
| CX650T Turbo | 1983 | 32-2098 | 32-8172 | 32-2098 | 32-8172 |
| GL650 Silverwing | 1983 | 32-2098 | 32-8172 | 32-2165 | — |
| GL650I Interstate | 1983 | 32-2098 | 32-8172 | 32-2165 | — |
| NT650 Hawk GT | 88-91 | 32-2030 | 32-8185 | 32-2028 | — |
| NX650 | 88-89 | 32-2018 | — | — | — |
| CB700SC Nighthawk | 84-86 | 32-2098 | 32-8172 | 32-2176 | — |
| VF700C Magna | 1984 | 32-2098 | 32-8172 | 32-2165 | — |
| VF700C Magna | 85-86 | 32-2098 | 32-8172 | 32-2176 | — |
| VF700C Magna | 1987 | 32-2100 | 32-8245 | 32-2176 | — |
| VF700F Interceptor | 84-85 | 32-2098 | 32-8172 | 32-2100 | 32-8245 |
| VF700F/F2 | 86-87 | 32-2015 | 32-2015 | 32-2100 | 32-8245 |
| VF700S Sabre | 84-85 | 32-2098 | 32-8172 | 32-2165 | — |
| VT700C Shadow | 84-85 | — | — | 32-2165 | — |
| VT700C Shadow | 86-87 | 32-2098 | 32-8172 | 32-2176 | — |
| CB750 Nighthawk | 91-03 | 32-2278 | 32-8226 | 32-2165 | — |
| CB750A Automatic | 76-78 | 32-2209 | — | 32-2163 | — |
| CB750C Custom | 80-81 | 32-2077 | — | 32-2163 | — |
| CB750C up to frame 204181 | 1982 | 32-2099 | — | 32-2163 | — |
| CB750C frame 204182 on | 1982 | — | — | 32-2163 | — |
| CB750F Super Sport | 75-76 | 32-2209 | — | 32-2064 | — |
| CB750F Super Sport | 77-78 | 32-2063 | — | 32-2063 | — |
| CB750F Super Sport | 79-80 | 32-2061 | — | 32-2061 | — |
| CB750F Super Sport | 81-82 | 32-2099 | — | 32-2098 | 32-8172 |
| CB750K1-K5 | 70-76 | — | — | 32-2163 | — |
| CB750K | 77-78 | 32-2209 | — | 32-2163 | — |
| CB750K/L | 79-82 | 32-2077 | — | 32-2163 | — |
| CB750SC Nighthawk | 82-83 | 32-2098 | 32-8172 | 32-2163 | — |
| VF750R (RC30) | 1990 | 32-2289 | 32-8247 | — | — |
| RVF750R (RC45) | 94-95 | 32-2289 | 32-8247 | — | — |
| VF750C V45 Magna | 82-83 | 32-2098 | 32-8172 | 32-2165 | — |
| VF750C V45 Magna | 1988 | 32-2100 | 32-8245 | 32-2176 | — |
| VF750C Magna | 94-03 | 32-2278 | 32-8226 | 32-2176 | — |
| VF750F Interceptor | 83-84 | 32-2098 | 32-8172 | 32-2100 | 32-8245 |
| VF750F Interceptor | 1986 | 32-2015 | — | 32-2100 | 32-8245 |
| VF750F | 90-97 | 32-2030 | 32-8185 | 32-2278 | 32-8226 |
| VF750S Sabre | 82-83 | 32-2098 | 32-8172 | 32-2165 | — |
| VT750C Shadow | 1983 | — | — | 32-2165 | — |
| VT750/ Spirit/ACE | 98-05 | 32-2278 | 32-8226 | 32-2176 | — |
| VFR800Fi Interceptor | 98-99 | — | 32-3097 | — | 32-3097 |
| VFR800A ABS | 02-05 | — | 32-3097 | — | 32-3097 |
| VFR800A ABS | 06-07 | — | 32-8242 | — | 32-3097 |
| VT800C Shadow | 1988 | 32-2098 | 32-8172 | 32-2176 | — |
| PC800 Pacific Coast | 89-90 | 32-2030 | 32-8185 | 32-2176 | — |
| PC800 Pacific Coast | 94-98 | 32-2030 | 32-8185 | 32-2176 | — |
| CB900C Custom | 1980 | 32-2061 | — | 32-2060 | — |
| CB900C Custom | 1981 | 32-2060 | — | 32-2060 | — |
| CB900C Custom | 1982 | 32-2099 | — | 32-2098 | 32-8172 |
| CB900F Super Sport | 81-82 | 32-2099 | — | 32-2098 | 32-8172 |
| CB900F (919) | 02-07 | 32-2289 | 32-8247 | 32-2055 | 32-8197 |



EBC BRAKE PADS/BRAKE SHOES

SHOP EQUIP & TOOLS

HARD PARTS

CARB & FUEL

IGNITION/ELECTRICAL

CONTROL

SUSPENSION

ACCESSORIES

| HONDA Dual Sport/Offroad | | | | | |
|---------------------------------|-------|---------------|---------|--------------|---------|
| Application | Year | K&L P/N Front | EBC REF | K&L P/N Rear | EBC REF |
| CR250R | 02-05 | 32-2292 | FA185X | — | FA346X |
| CRF250R/X | 04-05 | 32-2292 | FA185X | — | FA346X |
| NX250 | 88-90 | 32-2292 | FA185X | — | 323 |
| XR250L | 91-92 | 32-2019 | FA125X | 32-2023 | FA131X |
| XR250L | 93-96 | 32-2292 | FA185X | 32-2023 | FA131X |
| XR250R | 84-87 | 32-2147 | FA92X | 32-2151 | 304 |
| XR250R | 88-89 | 32-2019 | FA125X | 32-2151 | 304 |
| XR250R | 90-95 | 32-2019 | FA125X | 32-2023 | FA131X |
| XR250R | 96-04 | 32-2292 | FA185X | 32-2023 | FA131X |
| XL350R | 84-85 | 32-2147 | FA92X | — | 323 |
| XR350R | 1983 | — | 331 | 32-2151 | 304 |
| XR350R | 84-85 | 32-2147 | FA92X | 32-2151 | 304 |
| XR400R | 96-04 | 32-2292 | FA185X | 32-2023 | FA131X |
| CRF450R | 02-05 | 32-2292 | FA185X | — | FA346X |
| CR500R | 84-85 | 32-2147 | FA92X | — | 331 |
| CR500R | 1986 | 32-2147 | FA92X | — | 344 |
| CR500R | 87-94 | 32-2019 | FA125X | 32-2023 | FA131X |
| CR500R | 95-01 | 32-2292 | FA185X | 32-2023 | FA131X |
| XR500R | 83-84 | 32-2147 | FA92X | 32-2151 | 304 |
| XL600R | 83-87 | 32-2147 | FA92X | — | 318 |
| XL600V Transalp | 89-90 | 32-2098 | FA69X | — | 318 |
| XR600R | 85-87 | 32-2147 | FA92X | 32-2151 | 304 |
| XR600R | 88-90 | 32-2019 | FA125X | 32-2151 | 304 |
| XR600R | 91-92 | 32-2019 | FA125X | 32-2023 | FA131X |
| XR600R | 93-00 | 32-2292 | FA185X | 32-2023 | FA131X |
| NX650 | 88-89 | 32-2018 | FA124/2 | — | 318 |
| XR650L Dual Sport | 93-05 | 32-2292 | FA185X | 32-2023 | FA131X |
| XR650R | 00-05 | 32-2292 | FA185X | 32-2023 | FA131X |

| KAWASAKI Street | | | | | |
|-------------------------|-------|-----------|----------|----------|---------|
| Application | Year | Front STD | Front HH | Rear STD | Rear HH |
| EL250 Eliminator | 88-94 | 32-2143 | 32-8226 | 32-2205 | — |
| EX250E Ninja 250R | 86-87 | 32-2143 | 32-8226 | 32-2143 | 32-8226 |
| EX250F Ninja 250R | 88-07 | 32-2020 | 32-8181 | 32-2029 | — |
| KZ305A CSR | 81-82 | 32-2097 | 32-8246 | 32-2205 | — |
| KZ305B1 LTD | 1982 | 32-2097 | 32-8246 | 32-2205 | — |
| KZ305B2/B3 LTD | 87-88 | 32-2097 | 32-8246 | 32-2205 | — |
| KZ440A LTD | 80-82 | — | — | 32-2205 | — |
| KZ440A LTD | 1983 | 32-2097 | 32-8246 | 32-2205 | — |
| KZ440B1/B2 | 80-81 | — | — | 32-2205 | — |
| KZ440D1-D4 LTD | 80-82 | — | — | 32-2205 | — |
| KZ440D5 LTD | 1983 | 32-2097 | 32-8246 | 32-2205 | — |
| KZ440G1 | 1983 | 32-2097 | 32-8246 | 32-2205 | — |
| EN450 454 LTD | 85-90 | 32-2143 | 32-8226 | 32-2205 | — |
| EN500 Vulcan ALL | 90-05 | 32-2143 | 32-8226 | 32-2206 | — |
| EX500A | 87-93 | 32-2020 | 32-8181 | 32-2205 | — |
| EX500D Ninja 500R | 94-07 | 32-2020 | 32-8181 | — | — |
| KH500A8 2 stroke triple | 1976 | 32-2065 | — | — | — |
| KZ550A | 1980 | — | — | 32-2206 | — |
| KZ550A | 81-83 | 32-2097 | 32-8246 | 32-2206 | — |
| KZ550C LTD | 80-83 | 32-2097 | 32-8246 | 32-2206 | — |
| KZ550D1 GPz | 1981 | 32-2097 | 32-8246 | 32-2097 | 32-8246 |
| KZ550F Spectre /LTD | 83-84 | 32-2097 | 32-8246 | 32-2206 | — |
| KZ550H GPz | 82-83 | 32-2097 | 32-8246 | 32-2097 | 32-8246 |
| KZ550M1 LTD | 1983 | 32-2097 | 32-8246 | 32-2206 | — |
| ZR550B Zephyr | 90-92 | 32-2020 | 32-8181 | 32-2029 | — |
| ZR550B4 Zephyr | 1993 | 32-2020 | 32-8181 | 32-2320 | 32-8200 |
| ZX550A1/A2/A3 GPz | 84-86 | 32-2143 | 32-8226 | 32-2143 | 32-8226 |
| ZL600A1/A2 Eliminator | 86-87 | 32-2143 | 32-8226 | 32-2206 | — |
| ZL600B1/B2 Eliminator | 96-97 | 32-2020 | 32-8181 | 32-2206 | — |
| ZX600A1-A3 Ninja 600R | 85-87 | 32-2143 | 32-8226 | 32-2143 | 32-8226 |
| ZX600B1 Ninja 600RX | 1987 | 32-2143 | 32-8226 | 32-2143 | 32-8226 |
| ZX600C Ninja 600R | 88-96 | 32-2020 | 32-8181 | 32-2020 | 32-8181 |
| ZX600D ZX-6 | 90-93 | 32-2045 | 32-8186 | 32-2020 | 32-8181 |
| ZX600E1 Ninja ZX-6 | 93-05 | 32-2045 | 32-8186 | 32-2320 | 32-8200 |
| ZX600F ZX-6R | 95-97 | 32-2045 | 32-8186 | 32-2320 | 32-8200 |
| ZX600G Ninja ZX-6R | 98-99 | 32-2294 | 32-8199 | 32-2320 | 32-8200 |

| KAWASAKI Street | | | | | |
|------------------------|-------|-----------|----------|----------|---------|
| Application | Year | Front STD | Front HH | Rear STD | Rear HH |
| ZX600J Ninja ZX-6R | 00-05 | 32-2294 | 32-8199 | 32-2320 | 32-8200 |
| ZX600K Ninja ZX-6RR | 03-06 | — | 32-8238 | 32-2320 | 32-8200 |
| ZX636 Ninja ZX-6R | 03-06 | — | 32-8238 | 32-2320 | 32-8200 |
| ZX600P Ninja ZX-6R | 2007 | — | 32-8241 | 32-2320 | 32-8200 |
| ZZR600 | 2007 | — | 32-8199 | 32-2320 | 32-8200 |
| FX650 Ninja 650R (LF) | 06-07 | 32-3056 | 32-8228 | 32-2320 | 32-8200 |
| (RF) | | 32-2654 | 32-8230 | — | — |
| KZ650B1 | 77-79 | 32-2065 | — | 32-2206 | — |
| KZ650C to frame 023100 | 77-79 | 32-2065 | — | — | — |
| KZ650C frame 023101 on | 77-79 | — | — | 32-2067 | — |
| KZ650D SR | 1978 | 32-2065 | — | 32-2067 | — |
| KZ650D SR | 1979 | 32-2065 | — | 32-2067 | — |
| KZ650E1 LTD & F1 | 1980 | — | — | 32-2206 | — |
| KZ650H CSR | 81-83 | 32-2097 | 32-8246 | 32-2206 | — |
| EJ650A W650 Twin | 00-02 | 32-2654 | 32-8230 | 32-2205 | — |
| KZ700A1 | 1984 | 32-2097 | 32-8246 | 32-2097 | 32-8246 |
| VN700A1 Vulcan | 1985 | 32-2143 | 32-8177 | 32-2206 | — |
| ZN700A LTD | 84-85 | 32-2143 | 32-8177 | 32-2143 | 32-8177 |
| KZ750B (2 cyl) | 76-79 | 32-2065 | — | — | — |
| KZ750E | 80-82 | 32-2097 | 32-8246 | 32-2097 | 32-8246 |
| KZ750F1 LTD | 1983 | 32-2097 | 32-8246 | 32-2097 | 32-8246 |
| KZ750G1 LTD (2 cyl) | 1980 | — | — | 32-2206 | — |
| KZ750H1 LTD | 80-83 | 32-2097 | 32-8246 | 32-2097 | 32-8246 |
| KZ750K1 LTD (2 cyl) | 83-84 | 32-2143 | 32-8177 | 32-2206 | — |
| KZ750L3 | 1983 | 32-2097 | 32-8246 | 32-2097 | 32-8246 |
| KZ750M1 CSR (2 cyl) | 1982 | 32-2097 | 32-8246 | 32-2206 | — |
| KZ750N Spectre | 82-83 | 32-2097 | 32-8246 | 32-2097 | 32-8246 |
| KZ750R1 GPz | 1982 | 32-2097 | 32-8246 | 32-2097 | 32-8246 |
| VN750A Vulcan | 86-06 | 32-2143 | 32-8177 | 32-2206 | — |
| ZR750C Zephyr | 91-93 | 32-2020 | 32-8181 | 32-2020 | 32-8181 |
| ZR750 ZR-7/7S (LF) | 00-06 | 32-3056 | 32-8228 | 32-2654 | 32-8230 |
| (RF) | | 32-2654 | 32-8230 | — | — |
| ZX750 GPz/GPz Turbo | 83-85 | 32-2143 | 32-8177 | 32-2143 | 32-8177 |
| ZX750F Ninja 750R | 87-90 | 32-2020 | 32-8181 | 32-2020 | 32-8181 |
| ZX750H ZX-7 | 89-90 | 32-2045 | 32-8186 | 32-2053 | 32-8194 |
| ZX750 Ninja ZX-7/7R | 91-95 | 32-2045 | 32-8186 | 32-2053 | 32-8194 |
| ZX750N ZX7-RR | 96-97 | — | — | 32-2365 | 32-7722 |
| ZX750P Ninja ZX7-R | 96-03 | 32-2294 | 32-8199 | 32-2053 | 32-8194 |
| VN800A Vulcan | 95-05 | 32-2143 | 32-8177 | 32-2206 | — |
| VN800B Classic | 96-05 | 32-3056 | 32-8228 | 32-2206 | — |
| VN800C Drifter | 99-05 | 32-3056 | 32-8228 | 32-2654 | 32-8230 |
| VN900C Classic | 06-07 | 32-3056 | 32-8228 | 32-2654 | 32-8230 |
| Z1/A/B 900 | 73-75 | — | — | 32-2207 | — |
| KZ900A | 76-77 | 32-2065 | — | 32-2207 | — |
| KZ900B1 LTD | 1976 | 32-2065 | — | — | — |
| ZL900A Eliminator | 86-87 | 32-2143 | 32-8177 | 32-2143 | 32-8177 |
| ZX900A Ninja 900R | 84-86 | 32-2143 | 32-8177 | 32-2143 | 32-8177 |
| ZX900B Ninja ZX-9R | 94-95 | 32-2045 | 32-8186 | 32-2320 | 32-8200 |
| ZX900 Ninja ZX-9R | 96-01 | 32-2294 | 32-8199 | 32-2320 | 32-8200 |
| ZX900F Ninja ZX-9R | 02-03 | — | 32-7724 | 32-2320 | 32-8200 |
| KZ1000A | 77-78 | 32-2065 | — | 32-2067 | — |
| KZ1000A MKII | 79-80 | — | — | 32-2067 | — |
| KZ1000B LTD | 77-78 | 32-2065 | — | — | — |
| KZ1000C LTD | 79-80 | — | — | 32-2067 | — |
| KZ1000C | 1978 | 32-2065 | — | 32-2067 | — |
| KZ1000C Police | 79-81 | — | — | 32-2067 | — |
| KZ1000D Z1R | 1978 | 32-2065 | — | 32-2067 | — |
| KZ1000D Z1R | 1980 | — | — | 32-2067 | — |
| KZ1000E Shaft ST | 79-80 | — | — | 32-2067 | — |
| KZ1000G LTD Classic | 1980 | — | — | 32-2067 | — |
| KZ1000J | 81-83 | 32-2097 | 32-8246 | 32-2097 | 32-8246 |
| KZ1000K LTD | 81-82 | 32-2097 | 32-8246 | 32-2097 | 32-8246 |
| KZ1000M CSR | 81-82 | 32-2097 | 32-8246 | 32-2097 | 32-8246 |
| KZ1000P Police | 82-01 | 32-2097 | 32-8246 | 32-2097 | 32-8246 |
| KZ1000P21/P22 (LH) | 02-05 | 32-3056 | 32-8228 | 32-2097 | 32-8246 |
| (RH) | | 32-2654 | 32-8230 | — | — |
| KZ1000R1/R2 Replica | 82-83 | 32-2097 | 32-8246 | 32-2097 | 32-8246 |

EBC BRAKE PADS/BRAKE SHOES

KAWASAKI Dual Sport/Offroad

| Application | Year | Front STD | EBC Ref | Rear STD | EBC Ref |
|-------------------|-------|-----------|---------|----------|---------|
| KX420A1/A2 | 80-81 | 32-2204 | 705 | ——— | 605 |
| KDX450A1 | 1982 | 32-2204 | 705 | ——— | 605 |
| KX500A1/A2/B1 | 83-85 | 32-2096 | FA67X | ——— | 602A |
| KX500B2 | 1986 | 32-2096 | FA67X | 32-2096 | FA67X |
| KX500C1/D1 | 87-88 | 32-2022 | FA130R | 32-2096 | FA67X |
| KX500E1-E5 | 89-93 | 32-2024 | FA135X | 32-2038 | FA152X |
| KX500E6/E7 | 94-95 | 32-2292 | FA185X | 32-2038 | FA152X |
| KX500E8-E16 | 96-04 | 32-2292 | FA185X | 32-2023 | FA131X |
| KL600A1/B1/B2 KLR | 84-86 | 32-2096 | FA67X | ——— | 602A |
| KL650A1-A18 KLR | 87-05 | 32-2022 | FA130R | 32-2096 | FA67X |
| KL650B2/B3 Tengai | 90-91 | 32-2020 | FA129 | 32-2096 | FA67X |
| KLX650A1/A2/A3 | 93-95 | 32-2292 | FA185X | 32-2038 | FA152X |
| KLX650C1-C4 Dual | 93-96 | 32-2292 | FA185X | 32-2038 | FA152X |
| KLX650D1 Offroad | 1996 | 32-2292 | FA185X | 32-2023 | FA131X |
| KL650B2/B3 Tengai | 90-91 | 32-2020 | FA129 | 32-2096 | FA67X |
| KLX650A1/A2/A3 | 93-95 | 32-2292 | FA185X | 32-2038 | FA152X |
| KLX650C1-C4 Dual | 93-96 | 32-2292 | FA185X | 32-2038 | FA152X |
| KLX650D1 Offroad | 1996 | 32-2292 | FA185X | 32-2023 | FA131X |

HARLEY-DAVIDSON®

| Application | Year | Front STD | Front HH | Rear STD | Rear HH |
|-------------------------------------|-------|-----------|----------|----------|---------|
| Dyna Series | 00-06 | 32-2512 | 32-2513 | 32-2512 | 32-2513 |
| Softail Series (Except Springer) | 00-06 | 32-2512 | 32-2513 | 32-2512 | 32-2513 |
| Springer Softails | 00-06 | 32-2514 | 32-2515 | 32-2512 | 32-2513 |
| Touring Series | 00-06 | 32-2512 | 32-2513 | 32-2512 | 32-2513 |
| Sportster Series | 00-03 | 32-2512 | 32-2513 | 32-2512 | 32-2513 |
| Sportster Series | 04-05 | 32-2516 | 32-2517 | 32-2517 | 32-2519 |
| V-Rod Series | 02-05 | 32-2512 | 32-2513 | 32-2512 | 32-2513 |

APPLICATION NOTES:

Per EBC; FA400 supercedes FA299. FA400 has modified larger pad for improved braking. For direct O.E.M. replacement type pads, select HH series. For Polished or Chrome Brake Rotors, use non-HH pads.

POLARIS ATV

| Application | Year | Front STD | EBC Ref | Rear STD | EBC Ref |
|--------------------------|-------|-----------|---------|----------|---------|
| Scrambler (3 wheeler) | 85-86 | 32-2179 | ——— | ——— | FA40X |
| 250 2x4 & 4x4 | 1990 | 32-2047 | FA159X | 32-4152 | FA232X |
| 250 2x4 & 4 x4 | 1993 | 32-2047 | FA159X | 32-4152 | FA232X |
| Cyclone 250X | 1987 | 32-2179 | ——— | ——— | FA40X |
| Big Boss 250 4x6 | 89-90 | 32-2047 | FA159X | 32-4152 | FA232X |
| Middle Axle Brake | | 32-2047 | FA159X | ——— | ——— |
| Big Boss 250 4x6 | 91-92 | 32-2047 | FA159X | 32-4152 | FA232X |
| Middle Axle Brake | | 32-2047 | FA159X | ——— | ——— |
| Big Boss 250 6x6 | 91-93 | 32-2047 | FA159X | 32-4152 | FA232X |
| Middle Axle Brake | | 32-2047 | FA159X | ——— | ——— |
| Trail Blazer 250 | 90-93 | 32-2047 | FA159X | 32-4152 | FA232X |
| Trail Blazer 250 | 94-98 | 32-2047 | FA159X | 32-4152 | FA232X |
| Trail Blazer 250 | 99-00 | 32-2047 | FA159X | 32-2011 | FA270R |
| Trail Blazer 250 Freedom | 01-04 | 32-2047 | FA159X | 32-2011 | FA270R |
| Trail Boss 2x4 | 85-87 | 32-2179 | ——— | ——— | FA40X |
| Trail Boss | 88-90 | 32-2047 | FA159X | 32-4152 | FA232X |
| Trail Boss 250 | 91-99 | 32-2047 | FA159X | 32-4152 | FA232X |
| Trail Boss 4x4 | 1987 | 32-2085 | FA54X | 32-4152 | FA232X |
| Trail Boss 2x4/4x4 | 88-89 | 32-2047 | FA159X | 32-4152 | FA232X |
| Trail Boss 250 2x4 | 91-92 | 32-2047 | FA159X | 32-4152 | FA232X |
| Xplorer 250 4x4 | 2000 | 32-2047 | FA159X | 32-2011 | FA270R |
| 300 2x4 & 4x4 | 94-95 | 32-2047 | FA159X | 32-4152 | FA232X |
| Big Boss 300 6x6 | 1994 | 32-2047 | FA159X | 32-4152 | FA232X |
| Middle Axle Brake | | 32-2047 | FA159X | ——— | ——— |

POLARIS ATV

| Application | Year | Front STD | EBC Ref | Rear STD | EBC Ref |
|---------------------------------------|-------|-----------|---------|----------|---------|
| Xplorer 300 4x4 | 96-00 | 32-2047 | FA159X | 32-4152 | FA232X |
| Xpress 300/400L | 96-97 | 32-2047 | FA159X | 32-4152 | FA232X |
| Xpress 300 2x4 | 98-00 | 32-2047 | FA159X | 32-4152 | FA232X |
| Magnum 325 4x4 & 2x4 | 2000 | 32-2047 | FA159X | 32-2011 | FA270R |
| Magnum 325 4x4/2x4 | 2001 | 32-2047 | FA159X | 32-2011 | FA270R |
| Magnum 325 2x4 HDS | 2002 | 32-2047 | FA159X | ——— | FA314R |
| Magnum 325 4x4 HDS | 2002 | 32-2047 | FA159X | ——— | FA314R |
| Trail Boss 325 | 00-02 | 32-2047 | FA159X | 32-2011 | FA270R |
| Xpedition 325 | 2000 | 32-2047 | FA159X | 32-2011 | FA270R |
| Xpedition 325 | 2002 | 32-2047 | FA159X | ——— | FA314R |
| ATP 330 4x4 | 2004 | 32-2047 | FA159X | 32-2047 | FA159X |
| Magnum 330 2x4 HDS | 2003 | 32-2047 | FA159X | ——— | FA314R |
| Magnum 330 4x4 HDS | 2003 | 32-2047 | FA159X | ——— | FA314R |
| Trail Boss 330 | 03-04 | 32-2047 | FA159X | 32-2011 | FA270R |
| Sportsman 335 4x4 | 99-00 | 32-2047 | FA159X | 32-2011 | FA270R |
| Sportsman/Worker 335 4x4 | 99-00 | 32-2047 | FA159X | 32-2011 | FA270R |
| 350 L 2x4 | 1990 | 32-2047 | FA159X | 32-4152 | FA232X |
| 350 L 4x4 | 1990 | 32-2047 | FA159X | 32-4152 | FA232X |
| 350 L 4x4 | 1993 | 32-2047 | FA159X | 32-4152 | FA232X |
| Big Boss 350 L | 1993 | 32-2047 | FA159X | 32-4152 | FA232X |
| Middle Axle Brake | | 32-2047 | FA159X | ——— | ——— |
| Sportsman 350 4x4 | 1993 | 32-2047 | FA159X | 32-4152 | FA232X |
| Trail Boss 350L 2x4 | 91-93 | 32-2047 | FA159X | 32-4152 | FA232X |
| Trail Boss 350L 4x4 | 1991 | 32-2047 | FA159X | 32-4152 | FA232X |
| 400 L 2x4 | 94-95 | 32-2047 | FA159X | 32-4152 | FA232X |
| 400 L 4x4 | 1994 | 32-2047 | FA159X | 32-4152 | FA232X |
| Big Boss 400 L 6x6 | 94-97 | 32-2047 | FA159X | 32-4152 | FA232X |
| Middle Axle Brake | | 32-2047 | FA159X | ——— | ——— |
| Scrambler 400 L 4x4 | 95-97 | 32-2047 | FA159X | 32-4152 | FA232X |
| Scrambler 400 (2x4/4x4) | 2000 | 32-2047 | FA159X | 32-2011 | FA270R |
| Scrambler 400 4x4 | 98-02 | 32-2047 | FA159X | 32-2011 | FA270R |
| Scrambler 400 2x4 | 2002 | 32-2047 | FA159X | 32-2011 | FA270R |
| Sport 400 L | 94-98 | 32-2047 | FA159X | 32-4152 | FA232X |
| Sport 400 | 99-00 | 32-2047 | FA159X | 32-2011 | FA270R |
| Sportsman 400L 4x4 | 94-97 | 32-2047 | FA159X | 32-4152 | FA232X |
| Sportsman 400 | 01-02 | 32-2047 | FA159X | 32-2011 | FA270R |
| Sportsman 400 | 03-04 | 32-2047 | FA159X | ——— | FA314R |
| Trail Blazer 400 | 2003 | 32-2047 | FA159X | 32-2011 | FA270R |
| Xplorer 400 L 4x4 | 95-98 | 32-2047 | FA159X | 32-4152 | FA232X |
| Xplorer 400 L 4x4 | 99-00 | 32-2047 | FA159X | 32-2011 | FA270R |
| Xplorer 4x4 400 | 01-02 | 32-2047 | FA159X | 32-2011 | FA270R |
| Xplorer 400 | 01-02 | 32-2047 | FA159X | 32-2011 | FA270R |
| Magnum 425 2x4 | 95-98 | 32-2047 | FA159X | 32-4152 | FA232X |
| Magnum 425 4x4 | 95-98 | 32-2047 | FA159X | 32-4152 | FA232X |
| Magnum 425 6x6 | 1996 | 32-2047 | FA159X | 32-4152 | FA232X |
| Middle Axle Brake | | ——— | FA273R | ——— | ——— |
| Magnum 425 6x6 | 1997 | 32-2047 | FA159X | 32-4152 | FA232X |
| Middle Axle | | 32-2047 | FA159X | ——— | ——— |
| Xpedition 425 (4x4) | 2000 | 32-2047 | FA159X | 32-2011 | FA270R |
| Diesel 455cc 4x4 EBS | 99-00 | 32-2047 | FA159X | 32-2011 | FA270R |
| Diesel 455cc | 2001 | 32-2047 | FA159X | 32-2011 | FA270R |
| ATP 500 H0 4x4 | 2004 | 32-2047 | FA159X | 32-2047 | FA159X |
| ATV 500 Pro 4x4 PPS | 2002 | 32-2047 | FA159X | 32-2047 | FA159X |
| Big Boss 500 6x6 | 98-99 | 32-2047 | FA159X | 32-4152 | FA232X |
| Middle Axle Brake | | 32-2047 | FA159X | ——— | ——— |
| Magnum 500 4x4 | 99-00 | 32-2047 | FA159X | 32-2011 | FA270R |
| Magnum 500 | 2001 | 32-2047 | FA159X | 32-2011 | FA270R |
| Magnum 500 2x4/4X4 HDS | 2002 | 32-2047 | FA159X | ——— | FA314R |
| Magnum 500 4x4 HDS | 02-03 | 32-2047 | FA159X | ——— | FA314R |
| Predator 500 | 03-04 | 32-2047 | FA159X | 32-2047 | FA159X |
| Scrambler 500 4x4 | 1997 | 32-2047 | FA159X | 32-4152 | FA232X |
| Scrambler 500 4x4 | 98-04 | 32-2047 | FA159X | 32-2011 | FA270R |
| Scrambler 500 2x4/4x4 | 01-02 | 32-2047 | FA159X | 32-2011 | FA270R |
| Sportsman 500 4x4 | 96-97 | 32-2047 | FA159X | 32-4152 | FA232X |
| Sportsman/Worker 500 4x4 EBS /500 RSE | 98-02 | 32-2047 | FA159X | 32-2011 | FA270R |
| Sportsman 500 H0 | 03-04 | 32-2047 | FA159X | ——— | FA314R |

SHOP EQUIP & TOOLS

HARD PARTS

CARB & FUEL

IGNITION/ELECTRICAL

CONTROL

SUSPENSION

ACCESSORIES

EBC BRAKE PADS/BRAKE SHOES

POLARIS ATV

| Application | Year | Front STD | EBC Ref | Rear STD | EBC Ref |
|-----------------------|-------|-----------|---------|----------|---------|
| Sportsman 6x6 (500) | 00-01 | 32-2047 | FA159X | — | FA313R |
| Sportsman 6x6 | 02-04 | 32-2047 | FA159X | — | FA313R |
| Xplorer 500 4x4 | 1997 | 32-2047 | FA159X | 32-4152 | FA232X |
| Sportsman 600 4x4 | 03-04 | 32-2047 | FA159X | — | FA314R |
| Sportsman 700 4x4 | 02-04 | 32-2047 | FA159X | — | FA314R |
| PTV Personal Task 6x6 | 2003 | 32-2047 | FA159X | — | FA313R |

SUZUKI Street

| Application | Year | Front STD | Front HH | Rear STD | Rear HH |
|---------------------|-------|-----------|----------|----------|---------|
| GN250J | 1988 | 32-2080 | — | — | — |
| GS250T | 80-81 | 32-2080 | — | — | — |
| GN400T | 80-82 | 32-2080 | — | — | — |
| GSF400 Bandit | 91-93 | 32-2020 | 32-8181 | 32-2091 | 32-8169 |
| GS450 Twins, All | 80-88 | 32-2080 | — | — | — |
| GS500E | 89-95 | 32-2020 | 32-8181 | 32-2091 | 32-8169 |
| GS500E/F | 96-07 | 32-2654 | 32-8230 | 32-2091 | 32-8169 |
| GS550 (8 Valve) | 78-79 | — | — | 32-2067 | — |
| GS550E (16 Valve) | 83-86 | 32-2091 | 32-8169 | 32-2091 | 32-8169 |
| GS550ET | 1980 | 32-2094 | — | 32-2067 | — |
| GS550LZ | 1982 | 32-2094 | — | — | — |
| GS550LD | 83-86 | 32-2091 | 32-8169 | — | — |
| GS550MZ / TX | 81-82 | 32-2094 | — | 32-2067 | — |
| GSF600S Bandit | 96-99 | 32-3030 | 32-8185 | 32-2091 | 32-8169 |
| GSF600S Bandit (LF) | 00-03 | 32-3056 | 32-8228 | 32-2091 | 32-8169 |
| GSF600S Bandit (RF) | | 32-2654 | 32-8230 | — | — |
| GSX600F Katana | 88-97 | 32-2033 | — | 32-2091 | 32-8169 |
| GSX600F Katana (LF) | 98-06 | 32-3056 | 32-8228 | 32-2091 | 32-8169 |
| GSX600F Katana (RF) | | 32-2654 | 32-8230 | — | — |
| GSX-R600W | 92-93 | 32-2032 | — | 32-2091 | 32-8169 |
| GSX-R600V | 97-03 | 32-2045 | 32-8186 | 32-2091 | 32-8169 |
| GSX-R600F | 04-05 | — | 32-7725 | 32-2365 | 32-7722 |
| GSX-R600F | 06-07 | — | 32-7725 | — | — |
| RF600R | 94-96 | 32-2030 | 32-8185 | 32-2091 | 32-8169 |
| DL650 V-Strom (LF) | 04-07 | 32-3056 | 32-8228 | 32-2055 | 32-8197 |
| DL650 V-Strom (RF) | | 32-2654 | 32-8230 | — | — |
| GR650D Tempter | 1983 | 32-2094 | — | — | — |
| GS650E | 81-82 | 32-2094 | — | 32-2067 | — |
| GS650G/GL | 81-83 | 32-2094 | — | 32-2067 | — |
| GS650M Katana | 1983 | 32-2094 | — | 32-2067 | — |
| SV650 ALL (LF) | 99-07 | 32-3056 | 32-8228 | 32-2091 | 32-8169 |
| SV650 ALL (RF) | | 32-2654 | 32-8230 | — | — |
| XN85 Turbo | 1983 | 32-2094 | — | 32-2067 | — |
| GS700E | 1985 | 32-2080 | — | 32-2067 | — |
| GV700GL | 1985 | 32-2080 | — | — | — |
| VS700G Intruder | 86-87 | 32-2007 | 32-8268 | — | — |
| GS750E | 80-83 | 32-2080 | — | 32-2067 | — |
| GS750LN | 1979 | — | — | 32-2067 | — |
| GS750LT | 80-81 | 32-2080 | — | 32-2067 | — |
| GS750SD | 1983 | 32-2094 | — | 32-2067 | — |
| GS750T | 82-83 | 32-2080 | — | — | — |
| GSX750F Katana | 89-97 | 32-2033 | — | 32-2091 | 32-8169 |
| GSX750F Katana (LF) | 98-06 | 32-3056 | 32-8228 | 32-2091 | 32-8169 |
| GSX750F Katana (RF) | | 32-2654 | 32-8230 | — | — |
| GSX-R750 | 86-87 | 32-2007 | 32-8268 | 32-2091 | 32-8169 |
| GSX-R750 | 88-93 | 32-2032 | — | 32-2091 | 32-8169 |
| GSX-R750 | 94-99 | 32-2294 | 32-8199 | 32-2091 | 32-8169 |
| GSX-R750 | 00-03 | 32-2045 | 32-8186 | 32-2091 | 32-8169 |
| GSX-R750 | 04-05 | — | 32-7725 | 32-2365 | 32-7722 |
| GSX-R750 | 06-07 | — | 32-7725 | — | — |
| VS750GL Intruder | 88-91 | 32-2007 | 32-8268 | — | — |
| VL800 Boulevard | 05-07 | 32-2654 | 32-8230 | — | — |
| VS800GL Intruder | 92-04 | 32-2007 | 32-8268 | — | — |
| VS800 Boulevard | 05-07 | 32-2654 | 32-8230 | — | — |
| VL800 Volusia | 01-04 | 32-2654 | 32-8230 | — | — |
| VX800 | 90-93 | 32-2020 | 32-8181 | 32-2033 | 32-8257 |
| VZ800 Marauder | 97-07 | 32-2654 | 32-8230 | — | — |
| GS850G | 80-83 | 32-2080 | — | 32-2067 | — |

SUZUKI Street

| Application | Year | Front STD | Front HH | Rear STD | Rear HH |
|----------------------------|-------|-----------|----------|----------|---------|
| RF900R | 94-95 | 32-2032 | 32-8256 | — | — |
| RF900R | 96-98 | 32-2032 | 32-8256 | 32-2067 | 32-8169 |
| DL1000 V-Strom (LF) | 02-07 | 32-3056 | 32-8228 | 32-2055 | 32-8197 |
| DL1000 V-Strom (RF) | | 32-2654 | 32-8230 | — | — |
| GS1000C | 78-79 | — | — | 32-2067 | — |
| GS1000ET/ST | 1980 | 32-2094 | — | 32-2067 | — |
| GS1000LN/SN | 1979 | — | — | 32-2067 | — |
| GS1000SZ Katana | 1982 | 32-2094 | — | 32-2067 | — |
| GS1000G | 80-81 | 32-2080 | — | 32-2067 | — |
| GSX-R1000K | 01-02 | 32-2294 | 32-8199 | 32-2365 | 32-7722 |
| GSX-R1000K | 2003 | — | 32-8238 | 32-2365 | 32-7722 |
| GSX-R1000 | 04-06 | — | 32-7725 | 32-2365 | 32-7722 |
| SV1000S | 03-07 | 32-2045 | 32-8186 | 32-2055 | 32-8197 |
| TL1000S | 97-01 | 32-2045 | 32-8186 | 32-2091 | 32-8169 |
| TL1000R | 98-03 | 32-2294 | 32-8199 | 32-2091 | 32-8169 |
| GS1100E | 80-83 | 32-2094 | — | 32-2067 | — |
| GS1100G | 82-83 | 32-2080 | — | 32-2067 | — |
| GS1100LT | 1980 | 32-2094 | — | 32-2067 | — |
| GS1100SD Katana | 1983 | 32-2094 | — | 32-2067 | — |
| GSX1100F Katana | 88-93 | 32-2033 | 32-8257 | 32-2007 | 32-8268 |
| GSX1100G Shaft Drive | 91-93 | 32-2020 | 32-8181 | 32-2033 | 32-8257 |
| GSX-R1100G | 86-88 | 32-2007 | 32-8268 | 32-2091 | 32-8169 |
| GSX-R1100K | 89-92 | 32-2032 | 32-8256 | 32-2091 | 32-8169 |
| GSX-R1100G | 93-98 | 32-2294 | 32-8199 | 32-2091 | 32-8169 |
| GS1150ES (all) | 83-86 | 32-2007 | 32-8268 | 32-2007 | 32-8268 |
| GSF1200S | 97-99 | 32-2032 | 32-8256 | 32-2091 | 32-8169 |
| GSF1200 Bandit | 01-05 | 32-2294 | 32-8199 | 32-2091 | 32-8169 |
| GV1200GLF Madura | 85-86 | 32-2080 | — | 32-2067 | — |
| GSX1300R Hayabusa | 99-07 | 32-2294 | 32-8199 | 32-2091 | 32-8169 |
| GV1400GD | 1986 | 32-2007 | 32-8268 | 32-2007 | 32-8268 |
| GV1400GD Cavalcade | 1986 | 32-2033 | 32-8257 | — | — |
| (from frame number 103765) | | | | | |
| GV1400GD | 87-89 | 32-2033 | 32-8257 | — | — |
| VS1400GLP Intruder | 87-03 | 32-2007 | 32-8268 | 32-2007 | 32-8268 |
| VL1500W Intruder LC | 98-01 | 32-2007 | 32-8268 | 32-2007 | 32-8268 |
| VL1500K (LH) | 02-04 | 32-3056 | 32-8228 | — | — |
| VL1500K (RH) | | — | 32-8230 | — | — |
| VL1500BK C90 Blvd (LH) | 05-07 | 32-3056 | 32-8228 | — | — |
| VL1500BK C90 Blvd (RH) | | — | 32-8230 | — | — |
| VZ1600 Marauder | 2004 | 32-3056 | 32-8228 | — | 32-8230 |
| VZ1600 M95 Blvd | 05-07 | — | 32-8238 | — | 32-8230 |
| VZR1800 109R | 06-07 | — | 32-8238 | — | 32-8230 |

SUZUKI ATV

| Application | Year | K&L P/N Front | EBC REF | K&L P/N Rear | EBC REF |
|------------------------|-------|---------------|---------|--------------|---------|
| LT230EH~EP | 86-93 | 32-2340 | FA128X | 32-2141 | FA84X |
| LT230SF/SG/SH/SJ | 85-88 | 32-2340 | FA128X | 32-2135 | FA84/3R |
| LT250RF Quadracor | 85-86 | 32-2340 | FA128X | 32-2135 | FA84/3R |
| LT250RH~RN Quad | 87-92 | 32-2340 | FA128X | 32-2025 | FA137X |
| LT250SK/SL | 89-90 | 32-2340 | FA128X | 32-2141 | FA84X |
| LT-Z400K3/K5 QuadSport | 03-05 | 32-2141 | FA84X | 32-2025 | FA137X |
| LT500RH~RL Quadracor | 87-90 | 32-2340 | FA128X | 32-2025 | FA137X |

SUZUKI Dual Sport/Offroad

| Application | Year | K&L P/N Front | EBC REF | K&L P/N Rear | EBC REF |
|------------------|-------|---------------|---------|--------------|---------|
| RM65K3/K4 | 03-05 | — | FA302X | 32-2085 | FA54X |
| RM80G/H/J/K | 86-89 | 32-2337 | FA83X | — | 502 |
| RM80L/M/N/P/R/S | 90-95 | 32-2337 | FA83X | 32-2337 | FA83X |
| RM80T/V/W/X/Y/K1 | 96-01 | — | FA230X | 32-2337 | FA83X |
| RM85K/L2/3/4 | 02-04 | — | FA230X | 32-2337 | FA83X |
| RM85LK5/K5 | 2005 | — | FA285X | — | FA401X |
| RM100K3 | 2003 | — | FA258X | 32-2141 | FA84X |

Tool Up for Profit™

www.klsupply.com

SHOP EQUIP & TOOLS

HARD PARTS

CARB & FUEL

IGNITION/ELECTRICAL

CONTROL

SUSPENSION

ACCESSORIES

EBC BRAKE PADS/BRAKE SHOES

SHOP EQUIP & TOOLS

HARD PARTS

CARB & FUEL

IGNITION/ELECTRICAL

CONTROL

SUSPENSION

ACCESSORIES

| SUZUKI Dual Sport/Offroad | | | | | |
|---------------------------|-------|---------------|---------|--------------|---------|
| Application | Year | K&L P/N Front | EBC REF | K&L P/N Rear | EBC REF |
| DR125G | 86-88 | 32-2085 | FA54X | _____ | 602 |
| DR125S | 94-96 | 32-2085 | FA54X | _____ | 602 |
| DR-Z125K | 03-05 | _____ | 604 | _____ | 604 |
| DR-Z125L | 03-05 | _____ | FA230X | _____ | 604 |
| RM125H | 1987 | 32-2024 | FA135X | _____ | 616 |
| RM125J | 1988 | 32-2024 | FA135X | 32-2135 | FA84/3R |
| RM125K | 89-90 | 32-2024 | FA135X | 32-2038 | FA152X |
| RM125M | 91-93 | 32-2024 | FA135X | _____ | _____ |
| RM125R | 94-95 | _____ | FA202X | _____ | _____ |
| RM125T | 96-05 | 32-2292 | FA185X | 32-2023 | FA131X |
| SP125G | 86-88 | 32-2085 | FA54X | _____ | 602 |
| DR200G | 86-88 | 32-2085 | FA54X | _____ | 602 |
| DR200S | 96-05 | 32-2085 | FA54X | _____ | 602 |
| SP200G | 86-88 | 32-2085 | FA54X | _____ | 602 |
| DR250F | 1985 | 32-2085 | FA54X | _____ | 602 |
| DR250L | 90-95 | 32-2024 | FA135X | 32-2038 | FA152X |
| DR-Z250K | 01-05 | 32-2292 | FA185X | _____ | _____ |
| RM250H | 87-88 | 32-2024 | FA135X | 32-2135 | FA84/3R |
| RM250K | 89-90 | 32-2024 | FA135X | 32-2038 | FA152X |
| RM250M | 91-93 | 32-2024 | FA135X | _____ | _____ |
| RM250R | 94-95 | _____ | FA202X | _____ | _____ |
| RM250T | 96-05 | 32-2292 | FA185X | 32-2023 | FA131X |
| RMX250K | 89-95 | 32-2024 | FA135X | 32-2038 | FA152X |
| RMX250T | 96-98 | 32-2292 | FA185X | 32-2038 | FA152X |
| SP250F | 1985 | 32-2085 | FA54X | _____ | 602 |
| DR350 Off-Road | 90-96 | 32-2024 | FA135X | 32-2038 | FA152X |
| DR350V | 97-99 | 32-2292 | FA185X | 32-2038 | FA152X |
| DR350S Dual-Sport | 90-97 | 32-2024 | FA135X | 32-2038 | FA152X |
| DR350S | 98-99 | 32-2292 | FA185X | 32-2038 | FA152X |
| DR-Z400 All | 00-05 | 32-2292 | FA185X | 32-2023 | FA131X |
| DR650S | 96-05 | 32-2292 | FA185X | 32-2038 | FA152X |


| YAMAHA Street | | | | | |
|------------------------------|-------|-----------|----------|----------|---------|
| Application | Year | Front STD | Front HH | Rear STD | Rear HH |
| YSR50 | 87-92 | 32-2066 | _____ | 32-2179 | _____ |
| CV80 Riva | 83-87 | 32-2179 | _____ | 32-2179 | _____ |
| XC125 Riva | 85-92 | _____ | _____ | 32-2186 | _____ |
| SR185H Exciter | 81-82 | 32-2186 | _____ | 32-2179 | _____ |
| SR250J Exciter | 80-82 | _____ | _____ | 32-2186 | _____ |
| XV250 Route 66 | 88-90 | 32-2116 | _____ | 32-2186 | _____ |
| XV250 Virago | 95-07 | _____ | 32-8227 | _____ | _____ |
| RZ350 | 84-85 | 32-2116 | _____ | 32-2145 | 32-8180 |
| FZR400 | 88-89 | 32-2145 | 32-8180 | _____ | _____ |
| FZR400 | 1990 | 32-2014 | 32-8279 | _____ | _____ |
| XS400 2G/H Special | 80-81 | _____ | _____ | 32-2196 | _____ |
| XS400SG/SH Special | 80-81 | 32-2069 | _____ | 32-2196 | _____ |
| XS400SJ Heritage | 1982 | _____ | _____ | 32-2196 | _____ |
| XS400J/R Maxim, Seca | 82-83 | 32-2116 | _____ | 32-2196 | _____ |
| SR500G/H | 80-81 | 32-2066 | _____ | _____ | _____ |
| XV500K Virago | 1983 | 32-2116 | _____ | 32-2191 | _____ |
| XV535 Virago | 87-94 | _____ | _____ | 32-2192 | _____ |
| XV535 Virago | 95-99 | 32-2653 | 32-8198 | 32-2192 | _____ |
| XJ550H Maxim | 81-83 | 32-2101 | _____ | 32-2191 | _____ |
| XJ550R Seca | 81-83 | 32-2101 | _____ | 32-2196 | _____ |
| XZ550R Vision | 82-83 | 32-2116 | _____ | 32-2191 | _____ |
| FJ600L | 84-85 | 32-2145 | 32-8180 | 32-2145 | 32-8180 |
| FZ600S | 86-88 | 32-2145 | 32-8180 | _____ | _____ |
| FZ600S FZ6 | 04-06 | _____ | 32-8227 | 32-2055 | 32-8197 |
| FZ600 FZ6 (4-piston caliper) | 2007 | 32-2345 | 32-7721 | 32-2055 | 32-8197 |
| FZR600W | 1989 | 32-2145 | 32-8180 | 32-2145 | 32-8180 |
| FZR600R | 90-99 | 32-2050 | _____ | 32-2145 | 32-8180 |
| XJ600S Seca II | 92-98 | 32-2653 | 32-8198 | _____ | _____ |
| YX600 Radian | 86-90 | 32-2145 | 32-8180 | 32-2191 | _____ |
| YZF600R | 95-96 | 32-2050 | _____ | 32-2145 | 32-8180 |
| YZF600R | 97-07 | 32-2345 | 32-7721 | 32-2145 | 32-8180 |

| YAMAHA Street | | | | | |
|------------------------|-------|-----------|----------|----------|---------|
| Application | Year | Front STD | Front HH | Rear STD | Rear HH |
| YZF-R6 | 99-04 | 32-2345 | 32-7721 | _____ | 32-7723 |
| YZF-R6 | 05-07 | 32-2345 | 32-7726 | 32-2055 | 32-8197 |
| XJ650G Maxim | 80-83 | 32-2087 | _____ | 32-2191 | _____ |
| XJ650LH Midnight Maxim | 1981 | 32-2087 | _____ | 32-2191 | _____ |
| XJ650L Seca Turbo | 82-83 | 32-2116 | _____ | 32-2192 | _____ |
| XJ650RJ Seca | 1982 | 32-2066 | _____ | 32-2192 | _____ |
| XS650D/E/F/2F | 77-79 | 32-2066 | _____ | _____ | _____ |
| XS650SE/SF/SG Special | 78-80 | 32-2066 | _____ | 32-2066 | _____ |
| XS650G/H/SH | 80-81 | 32-2066 | _____ | _____ | _____ |
| XS650SJ/SK Heritage | 82-83 | 32-2066 | _____ | _____ | _____ |
| XVS650 V-Star ALL | 97-07 | 32-2653 | 32-8198 | 32-2192 | _____ |
| FZ700T/TC | 1987 | 32-2145 | 32-8180 | 32-2145 | 32-8180 |
| FZX700S/SC/T/TC Fazer | 86-87 | 32-2145 | 32-8180 | 32-2145 | 32-8180 |
| XJ700N Maxim | 85-86 | 32-2145 | 32-8180 | 32-2192 | _____ |
| XJ700XN Maxim X | 85-86 | 32-2145 | 32-8180 | 32-2192 | _____ |
| XV700 Virago | 84-87 | 32-2145 | 32-8180 | 32-2192 | _____ |
| FZ750 | 85-88 | 32-2145 | 32-8180 | 32-2145 | 32-8180 |
| FZR750R | 87-88 | 32-2014 | 32-8279 | 32-2145 | 32-8180 |
| TX750 | 73-74 | _____ | _____ | 32-2192 | _____ |
| XJ750J Maxim | 82-83 | 32-2116 | _____ | 32-2192 | _____ |
| XJ750R Seca | 81-83 | 32-2101 | _____ | 32-2192 | _____ |
| XS750D Triple | 77-79 | 32-2066 | _____ | 32-2066 | _____ |
| XS750S Special (LF) | 78-79 | 32-2087 | _____ | 32-2066 | _____ |
| (RF) | | 32-2069 | _____ | _____ | _____ |
| XV750 Virago | 81-83 | 32-2087 | _____ | 32-2191 | _____ |
| XV750 Virago | 88-97 | 32-2145 | 32-8180 | 32-2192 | _____ |
| YZF750R | 94-98 | _____ | _____ | 32-2145 | 32-8180 |
| TDM850D | 92-93 | 32-2014 | 32-8279 | 32-2145 | 32-8180 |
| XS850G Triple | 80-81 | 32-2066 | _____ | 32-2066 | _____ |
| XS850L/S (LF) | 80-81 | 32-2087 | _____ | 32-2066 | _____ |
| (RF) | | 32-2069 | _____ | _____ | _____ |
| XJ900RK Seca | 1983 | 32-2145 | 32-8180 | 32-2145 | 32-8180 |
| XV920J Virago | 1982 | 32-2101 | _____ | 32-2192 | _____ |
| XV920K Virago | 1983 | 32-2087 | _____ | 32-2192 | _____ |
| XV920R | 81-82 | 32-2066 | _____ | 32-2192 | _____ |
| FZR1000T | 87-89 | 32-2014 | 32-8279 | 32-2145 | 32-8180 |
| FZR1000A | 90-91 | 32-2050 | _____ | 32-2145 | 32-8180 |
| FZR1000D | 92-93 | _____ | _____ | 32-2145 | 32-8180 |
| FZR1000OF | 94-95 | _____ | _____ | 32-2145 | 32-8180 |
| FZS1000 FZ1 ALL | 01-05 | 32-2345 | 32-7721 | _____ | _____ |
| FZS1000 FZ1 | 06-07 | _____ | 32-7726 | 32-2055 | 32-8197 |
| GTS1000A | 93-94 | _____ | _____ | 32-2145 | 32-8180 |
| XV1000L | 84-85 | 32-2145 | 32-8180 | 32-2192 | _____ |
| YZF1000RJ | 1997 | 32-2345 | 32-7721 | 32-2145 | 32-8180 |
| YZF-R1 | 98-03 | 32-2345 | 32-7721 | 32-2156 | _____ |
| YZF-R1 | 04-05 | _____ | 32-7726 | 32-2055 | 32-8197 |
| FJ1100L | 84-85 | 32-2145 | 32-8180 | 32-2145 | 32-8180 |
| XJ1100J Maxim | 1982 | 32-2101 | _____ | 32-2069 | _____ |
| XS1100E | 78-81 | 32-2066 | _____ | 32-2066 | _____ |
| XS1100LG (LF) | 1980 | 32-2087 | _____ | 32-2066 | _____ |
| (RF) | | 32-2069 | _____ | _____ | _____ |
| XS1100LH Midnight | 1981 | 32-2101 | _____ | 32-2069 | _____ |
| XS1100SG/SH (LF) | 80-81 | 32-2087 | _____ | 32-2066 | _____ |
| (RF) | | 32-2069 | _____ | _____ | _____ |
| XV1100 Virago | 86-98 | 32-2145 | 32-8180 | 32-2192 | _____ |
| XVS1100 V-Star | 99-07 | _____ | 32-8227 | 32-2145 | 32-8180 |
| FJ1200S | 86-87 | 32-2145 | 32-8180 | 32-2145 | 32-8180 |
| FJ1200W | 89-90 | 32-2014 | 32-8279 | 32-2145 | 32-8180 |
| FJ1200B | 91-92 | 32-2014 | 32-8279 | 32-2145 | 32-8180 |
| FJ1200AD | 92-93 | 32-2050 | _____ | 32-2145 | 32-8180 |
| VMX12 V-Max | 85-92 | 32-2145 | 32-8180 | 32-2145 | 32-8180 |
| VMX12 V-Max | 93-05 | 32-2050 | _____ | 32-2145 | 32-8180 |
| XVZ12 Venture/Royale | 83-85 | 32-2145 | 32-8180 | 32-2145 | 32-8180 |
| FJR1300R | 03-05 | 32-2345 | 32-7721 | _____ | 32-8270 |
| FJR1300R | 06-07 | _____ | _____ | _____ | 32-8270 |
| XVS1300 V-Star/Tourer | 2007 | _____ | 32-8198 | _____ | 32-8270 |
| XVZ13 Venture/Royale | 86-93 | 32-2014 | 32-8279 | 32-2014 | 32-8279 |

FORK TUBE REBUILD KITS

SHOP EQUIP & TOOLS

HARD PARTS



K&L FORK TUBE REBUILD KIT

Kit includes 1 fork seal, 1 dust seal (wiper), 1 inner bushing, 1 outer bushing and 1 circlip. Highest quality kit available. **Made in Japan.**
Order qt 2 kits for complete rebuild.

CARB & FUEL

IGNITION/ELECTRICAL

CONTROL

SUSPENSION

ACCESSORIES

| HONDA Street Application | Year | Fork Seal Dimension | Fork Tube Rebuild Kit |
|--------------------------|-------|---------------------|-----------------------|
| CB400F CB1 | 89-90 | 41x54x11mm | 15-5231 |
| CB600F | 2004 | 41x54x11mm | 15-5231 |
| CBR600F2 Hurricane | 91-94 | 41x54x11mm | 15-5231 |
| CBR600F3 Hurricane | 95-98 | 41x54x11mm | 15-5231 |
| CBR600F3 SJR | 1996 | 41x54x11mm | 15-5231 |
| CBR600SE | 1998 | 41x54x11mm | 15-5231 |
| NT650 Hawk GT | 88-91 | 41x54x11mm | 15-5231 |
| CB750 Nighthawk 750 | 91-93 | 41x54x11mm | 15-5231 |
| CB750 Nighthawk 750 | 95-03 | 41x54x11mm | 15-5231 |
| RVF750R RC45 | 1994 | 41x54x11mm | 15-5231 |
| VF750C Magna | 94-00 | 41x54x11mm | 15-5231 |
| VF750CD Magna Deluxe | 95-96 | 41x54x11mm | 15-5231 |
| VF750C2 Magna Deluxe | 97-00 | 41x54x11mm | 15-5231 |
| VFR750F | 90-97 | 41x54x11mm | 15-5231 |
| PC800 Pacific Coast | 89-90 | 41x54x11mm | 15-5231 |
| PC800 Pacific Coast | 94-98 | 41x54x11mm | 15-5231 |
| VFR800FI Interceptor | 98-01 | 41x54x11mm | 15-5231 |
| CB1000 | 94-95 | 43x54x11mm | 15-5367 |
| CBR1000F Hurricane | 87-88 | 41x54x11mm | 15-5231 |
| CBR1000F Hurricane | 90-91 | 41x54x11mm | 15-5231 |
| CBR1000F Hurricane | 93-96 | 41x54x11mm | 15-5231 |
| VF1000F Interceptor | 1984 | 41x54x11mm | 15-5231 |
| VF1000R | 85-86 | 41x54x11mm | 15-5231 |
| VTR1000F Super Hawk | 98-01 | 41x54x11mm | 15-5231 |
| CBR1100XX Blackbird | 97-98 | 43x54x11mm | 15-5367 |
| ST1100 | 91-02 | 41x54x11mm | 15-5231 |
| ST1100A (ABS) | 92-95 | 41x54x11mm | 15-5231 |
| ST1100A (ABS) | 96-02 | 43x54x11mm | 15-5367 |
| VF1100C V65 Magna | 83-86 | 41x54x11mm | 15-5231 |
| VF1100S V65 Sabre | 84-85 | 41x54x11mm | 15-5231 |
| VT1100C Shadow 1100 | 85-90 | 41x54x11mm | 15-5231 |
| VT1100C2 Shadow ACE | 95-99 | 41x54x11mm | 15-5231 |
| VT1100C3 Shadow Aero | 98-02 | 41x54x11mm | 15-5231 |
| VT1100D2 ACE | 1999 | 41x54x11mm | 15-5231 |
| VT1100T ACE Tourer | 98-00 | 41x54x11mm | 15-5231 |
| VTX1300S | 03-06 | 41x54x11mm | 15-5231 |
| GL1500 Goldwing | 88-90 | 41x54x11mm | 15-5231 |
| GL1500A Aspencade | 91-00 | 41x54x11mm | 15-5231 |
| GL1500I Interstate | 91-96 | 41x54x11mm | 15-5231 |
| GL1500SE Goldwing SE | 90-00 | 41x54x11mm | 15-5231 |
| CR125R | 92-93 | 43x55x9.5/10mm | — |
| CR125R | 94-96 | 43x55x9.5/10mm | 15-5096 |
| CR125R | 97-05 | 46x58x9.5/11mm | 15-5098 |
| CR250R | 92-94 | 43x54x9.5/10mm | — |
| CR250R | 1995 | 43x55x9.5/10mm | 15-5096 |

| HONDA Offroad Application | Year | Fork Seal Dimension | Fork Tube Rebuild Kit |
|---------------------------|-------|---------------------|-----------------------|
| CR250R | 1996 | 46x58x9.5/11mm | 15-5098 |
| CR250R | 97-06 | 47x58x10mm | 15-5110 |
| CRF250R | 04-08 | 47x58x10mm | 15-5110 |
| CRF250X | 04-08 | 47x58x10mm | 15-5110 |
| CRF450R | 02-08 | 47x58x10mm | 15-5110 |
| CR500R | 92-94 | 43x54x9.5/10mm | — |
| CR500R | 1995 | 43x55x9.5/10mm | 15-5096 |
| CR500R | 96-01 | 46x58x9.5/11mm | 15-5098 |

| KAWASAKI Street | Year | Fork Seal Dimension | Fork Tube Rebuild Kit |
|-------------------------------|-------|---------------------|-----------------------|
| ZX600C1~C10 Ninja 600R | 88-97 | 38x50x8/9.5mm | 15-5368 |
| ZX600D1/D2/D3/D4 Ninja ZX-6 | 90-93 | 41x54x11mm | 15-5231 |
| ZX600E1~E10 Ninja ZX-6 | 93-02 | 41x54x11mm | 15-5231 |
| ZX600E11/E12 ZZR600 | 03-04 | 41x54x11mm | 15-5231 |
| ZX600F1/F2/F3 Ninja ZX-6R | 95-97 | 41x53x8/9.5mm | 15-5363 |
| ZX600G1/G2 Ninja ZX-6R | 98-99 | 46x58x10.5mm | — |
| ZX600J1/J2/J3 Ninja ZX-6R | 00-02 | 46x58x10.5mm | — |
| ZR750C1/C2/C3 Zephyr 750 | 91-93 | 41x53x8/9.5mm | 15-5363 |
| ZX750F1/F2/F3/F4 Ninja 750R | 87-90 | 38x50x8/9.5mm | 15-5368 |
| ZX750H1/H2 Ninja ZX-7 | 89-90 | 43x55x9.5/10mm | 15-5108 |
| ZX750K1/K2 Ninja ZX-7R | 91-92 | 41x53x8/9.5mm | 15-5264 |
| ZX750L1/L2/L3 Ninja ZX-7 | 93-95 | 41x53x8/9.5mm | 15-5264 |
| ZX750M1/M2 Ninja ZX-7R | 93-94 | 41x54x11mm | 15-5264 |
| VN800A1~A11 Vulcan 800 | 95-05 | 41x54x11mm | 15-5231 |
| VN800B1~B9 Vulcan Classic | 96-04 | 41x54x11mm | 15-5231 |
| VN800C1/C2 Vulcan Drifter | 99-00 | 41x54x11mm | 15-5231 |
| VN800E1/E2/E3/E4/E5 | 01-06 | 41x54x11mm | 15-5231 |
| ZX900A1/A2/A3 Ninja 900R | 84-86 | 38x50x8/9.5mm | 15-5368 |
| ZX900B1/B2/B3/B4 Ninja ZX-9R | 94-97 | 41x53x8/9.5mm | 15-5264 |
| ZX900C1 ZX-9R | 1998 | 46x58x10.5mm | — |
| ZX900E1/E2 Ninja ZX-9R | 00-01 | 46x58x10.5mm | — |
| ZX900F1/F2 Ninja ZX-9R | 02-03 | 46x58x10.5mm | — |
| ZG1000A9~A13 Concours | 94-98 | 41x53x8/9.5mm | 15-5363 |
| ZR1000A1/A2/A3 Z1000 | 03-05 | 41x54x11mm | 15-5231 |
| VN1000B1/B2/B3 Ninja ZX-10 | 88-90 | 41x53x8/9.5mm | 15-5363 |
| ZR1100A1/A2/A3/A4 ZR1100 | 92-95 | 43x55x9.5/10mm | 15-5108 |
| ZR1100C3/C4 ZRX1100 | 99-00 | 43x55x9.5/10mm | 15-5207 |
| ZX1100C1/C2/C3/C4 Ninja ZX-11 | 90-93 | 43x55x9.5/10mm | 15-5108 |
| ZX1100D1~D9 Ninja ZX-11 | 93-01 | 43x55x9.5/10mm | 15-5108 |
| ZX1100E1/E2/E3 GPz | 95-97 | 41x53x8/9.5mm | 15-5363 |
| ZX1100F1 GPz (ABS) | 1996 | 41x53x8/9.5mm | 15-5363 |
| ZR1200A1~A5 ZRX1200 | 01-05 | 43x55x9.5/10mm | 15-5207 |
| ZG1200A/B Voyager XII | 86-03 | 41x54x11mm | 15-5231 |
| VN1500A1~A9 Vulcan 88 | 87-95 | 41x54x11mm | 15-5231 |
| VN1500A10/A11/A12 Vulcan | 96-98 | 41x54x11mm | 15-5231 |
| VN1500B1/B2/B3/B4 Vulcan 88SE | 87-90 | 41x54x11mm | 15-5231 |
| VN1500C3/C4 Vulcan 1500L | 96-97 | 41x54x11mm | 15-5231 |
| VN1500D1/D2/D3 1500 Classic | 96-98 | 41x54x11mm | 15-5231 |
| VN1500E1~E8 Vulcan Classic | 98-05 | 41x54x11mm | 15-5231 |
| VN1500G1 Vulcan Nomad | 1999 | 41x54x11mm | 15-5231 |
| VN1500G1A Vulcan Nomad | 1999 | 41x54x11mm | 15-5231 |
| VN1500G2A Vulcan Nomad | 2000 | 41x54x11mm | 15-5231 |
| VN1500J1/J2 Vulcan Drifter | 99-00 | 41x54x11mm | 15-5231 |
| VN1500L1~L4 Vulcan Nomad FI | 00-03 | 41x54x11mm | 15-5231 |
| VN1500N1 Vulcan Classic FI | 2000 | 41x54x11mm | 15-5231 |
| VN1500R3 Vulcan Drifter | 2003 | 41x54x11mm | 15-5231 |
| KX125H2/J1/J2/K1/K2 | 91-95 | 43x55x9.5/10mm | 15-5096 |
| KX125K3/K4/K5/L1/L2/L3 | 96-01 | 46x58x9.5/11mm | 15-5098 |
| KX125L4/M1/ | 02-03 | 48x58x11mm | 15-5103 |
| KX125L4/M1/M2/M3 | 04-05 | 48x58x11mm | 15-5240 |
| KDX250D1/D2/D3/D4 | 91-94 | 43x55x9.5/10mm | 15-5096 |
| KLX250D2/D3/D4 | 94-96 | 43x55x9.5/10mm | 15-5096 |
| KLX250 H6F | 2006 | 43x55x9.5/10mm | 15-5096 |
| KX250H2/J1/J2/K1/K2 | 91-95 | 43x55x9.5/10mm | 15-5096 |
| KX250K3/K4/K5/L1/L2/L3 | 96-01 | 46x58x9.5/11mm | 15-5098 |
| KX250L4/M1/ | 02-03 | 48x58x11mm | 15-5103 |
| KX250M2/M3 | 04-05 | 48x58x11mm | 15-5240 |
| KX250M2/M3 | 2006 | 47x58x10mm | 15-5110 |

FORK TUBE REBUILD KITS

| KAWASAKI Offroad | | | |
|------------------------------|-------|---------------------|-----------------------|
| Application | Year | Fork Seal Dimension | Fork Tube Rebuild Kit |
| KX250N1 KX250F (4-stroke) | 04-05 | 48x58x11mm | 15-5240 |
| KX250F (4-stroke) | 2006 | 47x58x10mm | 15-5110 |
| KLX300A2~A10 | 97-06 | 43x55x9.5/10mm | 15-5096 |
| KX500E3/E4/E5/E6/E7/E8 | 91-96 | 43x55x9.5/10mm | 15-5096 |
| KX500E9~E16 | 97-04 | 46x58x9.5/11mm | 15-5098 |
| KLX650A1/A2/A3 KLX650R | 93-95 | 43x55x9.5/10mm | 15-5096 |
| KLX650C1/C2/C3/C4 Dual Sport | 93-96 | 43x55x9.5/10mm | 15-5096 |
| KLX650D1 KLX650R | 1996 | 43x55x9.5/10mm | 15-5096 |

| SUZUKI Street | | | |
|-----------------------------|-------|----------------|----------------|
| GSF600ST/SV/SW Bandit | 96-98 | 41x53x8/9.5mm | 15-5363 |
| GSX600FJ/FK/FL/FM/FN Katana | 88-92 | 41x54x11mm | 15-5241 |
| GSX600FP/FR/FS/FT Katana | 93-96 | 41x54x11mm | 15-5241 |
| GSX600FV Katana | 1997 | 41x54x11mm | 15-5231 |
| GSX-R600WN/WP | 92-93 | 41x54x11mm | 15-5353 |
| RF600RR/RS/RT | 94-96 | 41x54x11mm | 15-5231 |
| GSX750FK/FL/FM/FN Katana | 89-92 | 41x54x11mm | 15-5241 |
| GSX750FP/FR/FS/FT Katana | 93-96 | 41x54x11mm | 15-5241 |
| GSX750FV Katana | 1997 | 41x54x11mm | 15-5231 |
| GSX-R750G/H | 86-87 | 41x53x8/9.5mm | 15-5363 |
| GSX-R750J/K/L | 88-90 | 43x54x11mm | — |
| GSX-R750M/N | 91-92 | 41x54x11mm | 15-5241 |
| GSX-R750WP | 1993 | 41x54x11mm | 15-5353 |
| GSX-R750T/V/W/X/Y/K | 96-03 | 43x54x11mm | 15-5367 |
| RF900RR, All | 94-97 | 43x54x11mm | 15-5367 |
| DL1000K2/K3 V-Strom | 02-03 | 43x54x11mm | 15-5367 |
| SV1000K/SK | 03-04 | 46x58x10.5mm | — |
| TL1000RW/RX/RY/RK1~RK3 | 98-03 | 43x55x9.5/10mm | 15-5207 |
| TL1000SV/SW/SX/SY/SK1 | 97-01 | 43x55x9.5/10mm | 15-5108 |
| GSX1100GM/GN/GP Shaft | 91-93 | 43x55x9.5/10mm | 15-5108 |
| GSX-R1100G/H/J | 86-88 | 41x53x8/9.5mm | 15-5363 |
| GSX-R1100K/L | 89-90 | 43x55x9.5/10mm | 15-5108 |
| GSX-R1100M/N | 91-92 | 41x53x8/9.5mm | 15-5264 |
| GSX-R1100WP/WR | 93-94 | 41x53x8/9.5mm | 15-5264 |
| GSX-R1100WS/WT/WV/WW | 95-98 | 43x55x9.5/10mm | 15-5108 |
| GSF1200SV/SW/SX/SY Bandit | 97-00 | 43x54x11mm | 15-5367 |
| GSF1200SAV Bandit | 1997 | 43x54x11mm | 15-5367 |
| GSF1200SK1/SK2 Bandit | 01-02 | 43x54x11mm | 15-5367 |

| SUZUKI Offroad | | | |
|-----------------------|-------|----------------|----------------|
| RM125K1 | 01-06 | 47x58x10mm | 15-5110 |
| RM250K1/K2/K3 | 01-03 | 46x58x9.5/11mm | 15-5098 |
| RM250K4 | 04-06 | 47x58x10mm | 15-5110 |
| RM-Z250K (4-stroke) | 04-06 | 48x58x11mm | 15-5240 |
| RM-Z450 (4-stroke) | 05-06 | 47x58x10mm | 15-5110 |

| YAMAHA Street | | | |
|---------------------------------|-------|----------------|----------------|
| FZR400U/SUC/W/SWC/A/SAC | 88-90 | 38x50x8/9.5mm | 15-5368 |
| FZR600W/WC/AC | 89-90 | 38x50x8/9.5mm | 15-5368 |
| FZR600RA/RAC~RJ/RJC | 90-97 | 38x50x8/9.5mm | 15-5368 |
| XJ600SD/SDC/SE/SEC Seca II | 92-93 | 38x50x8/9.5mm | 15-5368 |
| YZF600RG/RGC/RH/RHC | 95-96 | 41x53x8/9.5mm | 15-5264 |
| YZF600RJ/RJC | 1997 | 41x53x8/9.5mm | 15-5363 |
| YZF600RK/RKC/RL/RLC | 98-99 | 41x53x8/9.5mm | 15-5363 |
| YZF600RM/RMC/RN/RNC | 00-01 | 41x53x8/9.5mm | 15-5363 |
| YZF600RP/PC/RR/RS/RSC | 02-04 | 41x53x8/9.5mm | 15-5363 |
| YZF-R6L/LC/M/MC/N/NC | 99-01 | 43x55x9.5/10mm | 15-5207 |
| YZF-R6P/PC/R/RC/S/SC | 02-04 | 43x55x9.5/10mm | 15-5207 |
| XVS650AK/AKC~AT/ATC | 98-05 | 41x53x8/9.5mm | 15-5363 |
| V-Star Classic | | | |
| XVS650ATR/ATRC/ATS/ATSC | 03-04 | 41x53x8/9.5mm | 15-5363 |
| V-Star Silverado | | | |
| XVS650ATT/ATTC V-Star Silverado | 2005 | 41x53x8/9.5mm | 15-5363 |
| XVS650K/KC~S/SC V-Star Custom | 98-04 | 41x53x8/9.5mm | 15-5363 |
| XJ700N/NC/S/SC Maxim | 85-86 | 38x50x8/9.5mm | 15-5369 |
| XJ700XN/XNC/XS/XSC Maxim X | 85-86 | 38x50x8/9.5mm | 15-5369 |
| XV700L/LC/N/NC Virago | 84-85 | 38x50x8/9.5mm | 15-5369 |
| XV700CS/CSC/CT/CTC Virago | 86-87 | 38x50x8/9.5mm | 15-5369 |

| YAMAHA Street | | | |
|-----------------------------|-------|----------------|----------------|
| XV700SS/SSC Virago | 1986 | 38x50x8/9.5mm | 15-5369 |
| FZR750RT | 1987 | 41x53x8/9.5mm | 15-5363 |
| XV750U/UC~F/FC Virago | 88-94 | 38x50x8/9.5mm | 15-5369 |
| XV750G/GC/H1/HC1 Virago | 95-96 | 38x50x8/9.5mm | 15-5368 |
| XV750J1/JC1 Virago | 1997 | 38x50x8/9.5mm | 15-5368 |
| YZF750RF/RFC | 1994 | 41x53x8/9.5mm | 15-5264 |
| YZF750RH/RHC/RJ/RJC/RK/RKC | 96-98 | 41x53x8/9.5mm | 15-5363 |
| FZR1000T/TC/U/UC | 87-88 | 41x53x8/9.5mm | 15-5363 |
| FZR1000W/WC/A/AC | 89-90 | 43x55x9.5/10mm | 15-5108 |
| FZR1000B/BC/D/DC/E/EC | 91-93 | 41x53x8/9.5mm | 15-5264 |
| XV1100W/WC~F/FC Virago | 89-94 | 38x50x8/9.5mm | 15-5369 |
| XV1100G/GC/H/HC/J/JC Virago | 95-97 | 38x50x8/9.5mm | 15-5368 |
| XV1100SH/SHC/SJ/SJC Virago | 96-97 | 38x50x8/9.5mm | 15-5368 |
| VMX12E/EC/F/FC/G/GC V-Max | 93-95 | 43x55x9.5/10mm | 15-5108 |
| VMX12H/HC/J/JC/K/KC V-Max | 96-98 | 43x55x9.5/10mm | 15-5108 |
| VMX12L/LC/M/MC/N/NC | 99-01 | 43x55x9.5/10mm | 15-5207 |
| VMX12P/PC/R/RC/S1/SC1 | 02-04 | 43x55x9.5/10mm | 15-5207 |
| FJ1100L/LC/N/NC | 84-85 | 41x53x8/9.5mm | 15-5363 |
| FJ1200S/SC/TC | 86-87 | 41x53x8/9.5mm | 15-5363 |
| FJ1200W/WC/A/AC | 89-90 | 41x53x8/9.5mm | 15-5363 |
| FJ1200B/BC/D/DC | 91-92 | 41x53x8/9.5mm | 15-5363 |
| FJ1200AD/ADC (ABS) | 92-93 | 41x53x8/9.5mm | 15-5363 |

| YAMAHA Offroad | | | |
|--------------------------|-------|----------------|----------------|
| YZ125B1/D1/E1/F1/G1 | 91-95 | 43x55x9.5/10mm | 15-5096 |
| YZ125H1/J1/K1/L1 | 96-99 | 46x58x9.5/11mm | 15-5098 |
| YZ125M1/N1/P/R | 00-03 | 46x58x9.5/11mm | 15-5098 |
| YZ125S1/T1 | 04-06 | 48x58x11mm | 15-5240 |
| WR250ZB/ZD/ZE | 91-93 | 43x55x9.5/10mm | 15-5096 |
| WR250ZF/ZG/ZH/ZJ | 94-97 | 43x55x9.5/10mm | 15-5096 |
| WR250FN/FP/FR/FS | 01-04 | 46x58x9.5/11mm | 15-5098 |
| WR250F | 05-06 | 48x58x11mm | 15-5240 |
| YZ250FN/FP/FR (4-stroke) | 01-03 | 46x58x9.5/11mm | 15-5098 |
| YZ250FS (4-stroke) | 04-06 | 48x58x11mm | 15-5240 |
| YZ250B1/D1/E1/F1/G1 | 91-95 | 43x55x9.5/10mm | 15-5096 |
| YZ250H1/J1/K1/L1 | 96-99 | 46x58x9.5/11mm | 15-5098 |
| YZ250M1/N1/P/R | 00-03 | 46x58x9.5/11mm | 15-5098 |
| YZ250S1/T1 | 04-06 | 48x58x11mm | 15-5240 |
| WR400FK/FL/FM (4-stroke) | 98-00 | 46x58x9.5/11mm | 15-5098 |
| YZ400FK/FL (4-stroke) | 98-00 | 46x58x9.5/11mm | 15-5098 |
| WR426FN/FP (4-stroke) | 01-02 | 46x58x9.5/11mm | 15-5098 |
| YZ426FM/FN/FP (4-stroke) | 00-02 | 46x58x9.5/11mm | 15-5098 |
| WR450FR (4-stroke) | 03-04 | 46x58x9.5/11mm | 15-5098 |
| WR450F (4-stroke) | 05-06 | 48x58x11mm | 15-5240 |
| YZ450FR | 2003 | 46x58x9.5/11mm | 15-5098 |
| YZ450FS (4-stroke) | 04-06 | 48x58x11mm | 15-5240 |
| WR500ZD/ZE | 92-93 | 43x55x9.5/10mm | 15-5096 |

SHOP EQUIP & TOOLS
HARD PARTS
CARB & FUEL
IGNITION/ELECTRICAL
CONTROL

SUSPENSION
ACCESSORIES

FORK SEAL INSTALLER

Allows procedure to be completed without removing fork leg from clamps. This tool pulls seals into place using a threaded rod preventing damage to the seals, replacing the conventional method of using a hammer type fork seal installer. Tool includes one extra fork holder sleeve and three fork seal driver sleeves.

Made in U.S.A.

35-8274 Fork Seal Installer. Fits 35mm, 39mm, and 41mm conventional fork tubes (Will not work on upside down forks)

FORK SEALS & FORK SEAL WIPER KITS

SHOP EQUIP & TOOLS



HARD PARTS

K&L FORK SEALS & FORK SEAL/WIPER KITS

K&L Fork Seals are the highest quality available and are exact replacements for most applications listed. **(NOK/ARS/MCI)**
Made in Japan. Fork Seals sold in pairs. Fork Seal / Wiper kits sold in four piece sets: two fork seals and two fork wipers (dust seals).
Note: OEM Fork Seal Reference chart listed at end of applications.

CARB & FUEL

BUELL

| Application | Year | Fork Seal Dimensions | Fork&Dust Fork Seal Kit | Fork Seals |
|----------------------|-------|----------------------|-------------------------|------------|
| Cyclone M2 | 97-02 | 43x54x11mm | 15-5431 | 15-5084 |
| Lightning X1 | 99-02 | 41x54x11mm | 15-5087 | |
| Thunderbolt S3 & S3T | 99-00 | 41x54x11mm | | 15-5087 |

EUROPEAN APPLICATIONS

| | | | | |
|---|---------------|---------|---------|--|
| Applications with 35mm Forks | 35x47x10.5mm | | 15-1438 | |
| Boge, Ceriani, and Telesco Forks, AJS, Bultaco, Can-Am, CZ, Early Husqvarna, Montesa, Moto-Guzzi, Ossa, Penton, Puch, Rokon, KTM models with Betor Forks. | | | | |
| Can-Am, KTM models with 38mm Marzocchi Forks | 38x50x8/9.5mm | | 15-2567 | |
| Husqvarna, KTM models with 40mm Marzocchi Forks | 40x52x8/9.5mm | | 15-2598 | |
| Husqvarna models with 45mm Showa Forks | 45x57x11mm | 15-2601 | 15-5081 | |

IGNITION/ELECTRICAL

HARLEY-DAVIDSON®

| | | | | |
|---|---------|---------|---------|--|
| Sportster® & FX Models with 35mm Kayaba Forks | | | 15-1433 | |
| Sportster®, FX / FXR Models with 35mm Showa Forks | | | 15-1439 | |
| Sportster®, Dyna Glide® & FXR Models 39mm Showa | 15-4974 | 15-5088 | | |

TRIUMPH

| | | | | |
|------------------------------|--------------|---------|---------|--|
| Applications with 43mm Forks | 43x55x10.5mm | | 15-2564 | |
| Applications with 45mm Forks | 45x57x11mm | 15-2601 | 15-5081 | |

CONTROL

SUSPENSION

HONDA Street

| Application | Year | Fork Seal Dimensions | Fork&Dust Fork Seal Kit | Fork Seals |
|----------------------|-------|----------------------|-------------------------|------------|
| MB5-50 | 1982 | 27x39x10.5mm | | 15-1410 |
| CB125S | 76-82 | 27x39x10.5mm | | 15-1410 |
| CB125S | 84-85 | 27x39x10.5mm | | 15-1410 |
| CB125TT | 1990 | 31x43x10mm | | 15-1428 |
| CB / CL175K7 | 1973 | 31x43x10mm | | 15-1428 |
| CM185T Twinstar | 78-79 | 31x43x10mm | | 15-1428 |
| CB200K | 1974 | 31x43x10mm | | 15-1428 |
| CB200T | 75-76 | 31x43x10mm | | 15-1428 |
| CL200 Scrambler | 1974 | 31x43x10mm | | 15-1428 |
| CM200T Twinstar | 80-82 | 31x43x10mm | | 15-1428 |
| CB250 Nighthawk | 91-08 | 31x43x10mm | | 15-1428 |
| CM250C Custom | 82-83 | 31x43x10mm | | 15-1428 |
| CMX250C Rebel, All | 85-08 | 33x46x11mm | 15-5057 | 15-5063 |
| NX250 | 88-90 | 37x50x11mm | | 15-2561 |
| VTR250 Interceptor | 88-90 | 35x48x11mm | 15-4975 | 15-1439 |
| CB350 F / F1 (4 cyl) | 72-74 | 33x46x10.5mm | | 15-1437 |
| CB350G Super Sport | 1973 | 33x46x10.5mm | | 15-1437 |
| CB350K4 Super Sport | 72-73 | 33x46x10.5mm | | 15-1437 |

ACCESSORIES

HONDA Street

| Application | Year | Fork Seal Dimensions | Fork&Dust Fork Seal Kit | Fork Seals |
|------------------------------|-------|----------------------|-------------------------|------------|
| CL350K4 / K5 Scrambler | 72-73 | 33x46x10.5mm | | 15-1437 |
| CB360 | 1974 | 33x46x11mm | | 15-5063 |
| CB360G | 1974 | 33x46x11mm | | 15-5063 |
| CB360T | 75-76 | 33x46x11mm | | 15-5063 |
| CJ360T | 76-77 | 33x46x11mm | 15-1431 | 15-5063 |
| CL360K / K1 Scrambler | 74-75 | 33x46x10.5mm | | 15-1437 |
| CB400A Automatic | 1978 | 33x46x11mm | | 15-5063 |
| CB400F Super Sport | 75-77 | 33x46x11mm | | 15-5063 |
| CB400F CB1 | 89-90 | 41x54x11mm | 15-5441 | 15-5087 |
| CB400TI / TII Hawk | 78-79 | 33x46x10.5mm | | 15-1437 |
| CB400T Hawk | 80-81 | 33x46x11mm | 15-1431 | 15-5063 |
| CM400A Automatic | 79-81 | 33x46x11mm | 15-1431 | 15-5063 |
| CM400C Custom | 1981 | 33x46x11mm | 15-1431 | 15-5063 |
| CM400E | 80-81 | 33x46x11mm | 15-1431 | 15-5063 |
| CM400T | 79-81 | 33x46x11mm | 15-1431 | 15-5063 |
| CB450K3-to frame 4017271 | 1971 | 35x46x11mm | | |
| CB450K3 / K4 | 70-71 | 35x48x11mm | | 15-1439 |
| (frame 4017272 up) | | | | |
| CB450K5 / K6 / K7 | 72-74 | 35x48x11mm | | 15-1439 |
| CB450SC Nighthawk | 82-86 | 33x46x11mm | 15-1431 | 15-5063 |
| CB450T Hawk | 1982 | 33x46x11mm | 15-1431 | 15-5063 |
| CM450A Automatic | 82-83 | 33x46x11mm | 15-1431 | 15-5063 |
| CM450C Custom | 1982 | 33x46x11mm | 15-1431 | 15-5063 |
| CM450E | 82-83 | 33x46x11mm | 15-1431 | 15-5063 |
| CMX450C Rebel | 86-87 | 37x50x11mm | 15-4976 | 15-2561 |
| CL450K1-K4 Scrambler | 68-71 | 35x46x11mm | | |
| CL450K5 / K6 / K7 | 72-74 | 35x48x11mm | | 15-1439 |
| CB500 / K1 / K2 | 71-73 | 35x48x11mm | | 15-1439 |
| CB500T | 75-76 | 35x48x11mm | | 15-1439 |
| CX500 | 78-79 | 33x46x10.5mm | | 15-1437 |
| CX500C Custom | 1979 | 33x46x10.5mm | | 15-1437 |
| CX500C Custom | 1980 | 33x46x11mm | 15-1431 | 15-5063 |
| CX500C Custom | 81-82 | 35x48x11mm | 15-4975 | 15-1439 |
| CX500D Deluxe | 1979 | 33x46x10.5mm | | 15-1437 |
| CX500D Deluxe | 80-81 | 33x46x11mm | 15-1431 | 15-5063 |
| CX500TC Turbo | 1982 | 37x50x11mm | | 15-2561 |
| FT500 Ascot | 82-83 | 37x50x11mm | 15-4976 | 15-2561 |
| GB500 | 89-90 | 35x48x11mm | | 15-1439 |
| GL500 Silverwing | 81-82 | 35x48x11mm | 15-4975 | 15-1439 |
| GL500I Silverwing Interstate | 81-82 | 35x48x11mm | 15-4975 | 15-1439 |
| VF500C Magna | 84-85 | 37x50x11mm | 15-4976 | 15-2561 |
| VF500F Interceptor | 84-86 | 37x50x11mm | 15-4976 | 15-2561 |
| VT500C Shadow | 83-84 | 37x50x11mm | 15-4976 | 15-2561 |
| VT500FT Ascot | 83-84 | 37x50x11mm | 15-4976 | 15-2561 |
| CB550F Super Sport | 75-77 | 35x48x11mm | | 15-1439 |
| CB550K | 74-78 | 35x48x11mm | | 15-1439 |
| CB550SC Nighthawk | 1983 | 37x50x11mm | 15-4976 | 15-2561 |
| 599 Naked Bike | 2006 | 41x54x11mm | 15-5441 | 15-5087 |
| CB600F | 2004 | 41x54x11mm | 15-5441 | 15-5087 |
| CBR600F Hurricane | 87-90 | 37x50x11mm | 15-4976 | 15-2561 |
| CBR600F2 Hurricane | 91-94 | 41x54x11mm | 15-5441 | 15-5087 |
| CBR600F3 Hurricane | 95-98 | 41x54x11mm | 15-5441 | 15-5087 |
| CBR600SE | 1998 | 41x54x11mm | 15-5441 | 15-5087 |
| CBR600SJR Replica | 1996 | 41x54x11mm | 15-5441 | 15-5087 |
| CBR600F4 Hurricane | 99-00 | 43x54x11mm | 15-5431 | 15-5084 |
| CBR600F4i Hurricane | 01-06 | 43x54x11mm | | 15-5084 |
| CBR600RR | 03-04 | 45x57x11mm | | 15-5081 |
| CBR600RR | 05-08 | 41x54x11mm | 15-5441 | 15-5087 |
| FSC600 Silverwing, All | 02-04 | 41x53x8 / 10.5mm | 15-5078 | 15-5079 |
| VT600C Shadow VLX, All | 88-06 | 39x51x8 / 10mm | 15-5449 | 15-5091 |
| CB650 | 79-82 | 35x48x11mm | 15-4975 | 15-1439 |
| CB650C Custom | 80-81 | 35x48x11mm | 15-4975 | 15-1439 |
| CB650SC Nighthawk | 1982 | 37x50x11mm | | 15-2561 |
| CB650SC Nighthawk | 83-85 | 39x52x11mm | 15-4974 | 15-5088 |
| CX650C Custom | 1983 | 39x52x11mm | 15-4974 | 15-5088 |
| CX650T Turbo | 1983 | 37x50x11mm | 15-4976 | 15-2561 |
| GL650 Silverwing | 1983 | 37x50x11mm | 15-4976 | 15-2561 |
| GL650I Interstate | 1983 | 37x50x11mm | 15-4976 | 15-2561 |
| NT650 Hawk GT | 88-91 | 41x54x11mm | 15-5441 | 15-5087 |


FORK SEALS & FORK SEAL WIPER KITS

| HONDA Street Application | | | | |
|---------------------------------|-------|----------------------|-------------------------|----------------|
| Application | Year | Fork Seal Dimensions | Fork&Dust Fork Seal Kit | Fork Seals |
| CB700SC Nighthawk | 84-86 | 39x51x8/10mm | 15-5449 | 15-5091 |
| VF700C Magna | 1984 | 37x50x11mm | 15-4976 | 15-2561 |
| VF700C Magna | 85-87 | 39x52x11mm | 15-4974 | 15-5088 |
| VF700F Interceptor | 84-85 | 39x52x11mm | 15-4974 | 15-5088 |
| VFR700F/F2 Interceptor | 86-87 | 37x50x11mm | 15-4976 | 15-2561 |
| VF700S Sabre | 84-85 | 37x50x11mm | 15-4976 | 15-2561 |
| VT700C Shadow | 84-87 | 39x52x11mm | 15-4974 | 15-5088 |
| CB750 Nighthawk 750 | 91-93 | 41x54x11mm | 15-5441 | 15-5087 |
| CB750 Nighthawk 750 | 95-03 | 41x54x11mm | 15-5441 | 15-5087 |
| CB750A Automatic | 1978 | 35x48x11mm | — | 15-1439 |
| CB750C Custom | 80-82 | 35x48x11mm | 15-4975 | 15-1439 |
| CB750F Super Sport | 75-78 | 35x48x11mm | — | 15-1439 |
| CB750F Super Sport | 79-80 | 35x48x11mm | 15-4975 | 15-1439 |
| CB750F Super Sport | 81-82 | 37x50x11mm | — | 15-2561 |
| CB750K1/K2 | 71-72 | 35x46x11mm | — | — |
| (up to frame 2093730) | | | — | — |
| CB750K | 72-78 | 35x48x11mm | — | 15-1439 |
| CB750K | 79-82 | 35x48x11mm | 15-4975 | 15-1439 |
| CB750L LTD | 1979 | 35x48x11mm | 15-4975 | 15-1439 |
| CB750SC Nighthawk | 82-83 | 37x50x11mm | — | 15-2561 |
| RVF750R RC45 | 1994 | 41x54x11mm | 15-5441 | 15-5087 |
| VF750C Magna | 82-83 | 37x50x11mm | 15-4976 | 15-2561 |
| VF750C Magna | 1988 | 39x52x11mm | 15-4974 | 15-5088 |
| VF750C Magna | 94-00 | 41x54x11mm | 15-5441 | 15-5087 |
| VF750CD Magna Deluxe | 95-96 | 41x54x11mm | 15-5441 | 15-5087 |
| VF750C2 Magna Deluxe | 97-00 | 41x54x11mm | 15-5441 | 15-5087 |
| VF750F Interceptor | 83-84 | 39x52x11mm | 15-4974 | 15-5088 |
| VFR750F Interceptor | 1986 | 37x50x11mm | 15-4976 | 15-2561 |
| VFR750F | 90-97 | 41x54x11mm | 15-5441 | 15-5087 |
| VFR750R RC30 | 1990 | 43x54x11mm | — | 15-5084 |
| VF750S Sabre | 82-83 | 37x50x11mm | 15-4976 | 15-2561 |
| VT750C Shadow | 1983 | 39x52x11mm | 15-4974 | 15-5088 |
| VT750C Shadow | 98-00 | 41x53x8/9.5mm | 15-5076 | 15-5083 |
| VT750 CD Shadow Deluxe | 98-02 | 41x53x8/9.5mm | 15-5076 | 15-5083 |
| VT750 Shadow ACE | 02-03 | 41x53x8/9.5mm | 15-5076 | 15-5083 |
| VT750 Shadow Aero | 02-08 | 41x53x8/9.5mm | 15-5076 | 15-5083 |
| VT750 Shadow Spirit | 01-06 | 41x54x11mm | 15-5441 | 15-5087 |
| PC800 Pacific Coast | 89-90 | 41x54x11mm | 15-5441 | 15-5087 |
| PC800 Pacific Coast | 94-98 | 41x54x11mm | 15-5441 | 15-5087 |
| VFR800A Interceptor ABS | 02-03 | 43x54x11mm | — | 15-5084 |
| VFR800Fi Interceptor | 98-01 | 41x54x11mm | 15-5441 | 15-5087 |
| VFR800 Interceptor | 02-08 | 43x54x11mm | — | 15-5084 |
| VT800C Shadow | 1988 | 39x52x11mm | 15-4974 | 15-5088 |
| CB900C Custom | 80-82 | 37x50x11mm | — | 15-2561 |
| CB900F Super Sport | 81-82 | 39x52x11mm | 15-4974 | 15-5088 |
| CB900F 919 | 02-07 | 43x54x11mm | — | 15-5084 |
| CBR900RR | 93-99 | 45x57x11mm | 15-2601 | 15-5081 |
| CBR929RR | 00-01 | 43x54x11mm | — | 15-5084 |
| CBR954RR | 02-03 | 43x54x11mm | — | 15-5084 |
| CB1000 | 94-95 | 43x54x11mm | 15-5431 | 15-5084 |
| CB1000C Custom | 1983 | 39x52x11mm | 15-4974 | 15-5088 |
| CBR1000F Hurricane | 87-88 | 41x54x11mm | 15-5441 | 15-5087 |
| CBR1000F Hurricane | 90-91 | 41x54x11mm | 15-5441 | 15-5087 |
| CBR1000F Hurricane | 93-96 | 41x54x11mm | 15-5441 | 15-5087 |
| CBR1000RR | 04-07 | 43x54x11mm | — | 15-5084 |
| CBX | 79-80 | 35x48x11mm | 15-4975 | 15-1439 |
| CBX | 81-82 | 39x52x11mm | 15-4974 | 15-5088 |
| GL1000 | 75-79 | 37x48x12.5mm | — | 15-2597 |
| GL1000** (option) | 75-77 | 37x48x10.5mm | — | 15-5587 |
| RVT1000R RC51 | 00-06 | 43x54x11mm | — | 15-5084 |
| VF1000F Interceptor | 1984 | 41x54x11mm | 15-5441 | 15-5087 |
| VF1000R | 85-86 | 41x54x11mm | 15-5441 | 15-5087 |
| VTR1000F Super Hawk | 98-06 | 41x54x11mm | 15-5441 | 15-5087 |
| CB1100F Super Sport | 1983 | 39x52x11mm | 15-4974 | 15-5088 |
| CBR1100XX Blackbird | 97-03 | 43x54x11mm | 15-5431 | 15-5084 |
| GL1100 Goldwing | 80-83 | 39x52x11mm | 15-4974 | 15-5088 |
| GL1100A Goldwing Aspencade | 82-83 | 39x52x11mm | 15-4974 | 15-5088 |
| GL1100I Goldwing Interstate | 80-83 | 39x52x11mm | 15-4974 | 15-5088 |

| HONDA Street Application | | | | |
|---------------------------------|-------|----------------------|-------------------------|----------------|
| Application | Year | Fork Seal Dimensions | Fork&Dust Fork Seal Kit | Fork Seals |
| ST1100 | 91-02 | 41x54x11mm | 15-5441 | 15-5087 |
| ST1100A (ABS) | 92-95 | 41x54x11mm | 15-5441 | 15-5087 |
| ST1100A (ABS) | 96-02 | 43x54x11mm | 15-5431 | 15-5084 |
| VF1100C V65 Magna | 83-86 | 41x54x11mm | 15-5441 | 15-5087 |
| VF1100S V65 Sabre | 84-85 | 41x54x11mm | 15-5441 | 15-5087 |
| VT1100C Shadow 1100 | 85-90 | 41x54x11mm | 15-5441 | 15-5087 |
| VT1100C Shadow Spirit | 98-06 | 41x54x11mm | 15-5441 | 15-5087 |
| VT1100C2 Shadow 1100 ACE | 95-99 | 41x54x11mm | 15-5441 | 15-5087 |
| VT1100C2 Shadow Sabre | 00-06 | 41x53x8/10.5mm | 15-5078 | 15-5079 |
| VT1100C3 Shadow Aero | 98-02 | 41x54x11mm | 15-5441 | 15-5087 |
| VT1100D2 Shadow 1100 ACE | 1999 | 41x54x11mm | 15-5441 | 15-5087 |
| VT1100T Shadow 1100 | 98-01 | 41x54x11mm | 15-5441 | 15-5087 |
| ACE Tourer | | | | |
| GL1200 Goldwing | 1984 | 41x54x11mm | 15-5441 | 15-5087 |
| GL1200A Aspencade | 84-87 | 41x54x11mm | 15-5441 | 15-5087 |
| GL1200I Interstate | 84-87 | 41x54x11mm | 15-5441 | 15-5087 |
| GL1200L LTD | 1985 | 41x54x11mm | 15-5441 | 15-5087 |
| GL1200SEi | 1986 | 41x54x11mm | 15-5441 | 15-5087 |
| ST1300 | 03-08 | 45x57x11mm | — | 15-5081 |
| VTX1300 | 03-08 | 41x54x11mm | 15-5441 | 15-5087 |
| GL1500 Goldwing | 88-90 | 41x54x11mm | 15-5441 | 15-5087 |
| GL1500A Aspencade | 91-00 | 41x54x11mm | 15-5441 | 15-5087 |
| GL1500I Interstate | 91-96 | 41x54x11mm | 15-5441 | 15-5087 |
| GL1500SE Goldwing SE | 90-00 | 41x54x11mm | 15-5441 | 15-5087 |
| GL1500C Valkyrie | 97-00 | 45x57x11mm | 15-2601 | 15-5081 |
| GL1500C Valkyrie | 2003 | 45x57x11mm | 15-2601 | 15-5081 |
| GL1500CD Valkyrie | 01-03 | 45x57x11mm | — | — |
| GL1500CF Valkyrie Interstate | 99-01 | 45x57x11mm | 15-2601 | 15-5081 |
| GL1500CT Valkyrie Tourer | 97-00 | 45x57x11mm | 15-2601 | 15-5081 |
| GL1800 Goldwing | 01-08 | 45x57x11mm | — | 15-5081 |
| VTX1800, All | 02-08 | 45x57x11mm | — | 15-5081 |

| HONDA ATV | | | | |
|------------------|-------|----------------------|-------------------------|----------------|
| Application | Year | Fork Seal Dimensions | Fork&Dust Fork Seal Kit | Fork Seals |
| ATC185S/ATC200 | 1983 | 30x42x10.5mm | — | 15-1414 |
| ATC200M | 84-85 | 30x42x10.5mm | — | 15-1414 |
| ATC200S | 84-86 | 30x42x10.5mm | — | 15-1414 |
| ATC200X | 84-87 | 33x46x11mm | 15-1431 | 15-5063 |
| ATC250ES | 85-87 | 33x46x11mm | 15-1431 | 15-5063 |
| ATC250R | 81-82 | 30x42x10.5mm | — | 15-1414 |
| ATC250R | 83-84 | 35x48x11mm | 15-4975 | 15-1439 |
| ATC250R | 85-86 | 39x52x11mm | — | 15-5088 |
| ATC250SX | 85-87 | 33x46x10.5mm | — | 15-1437 |
| ATC350X | 85-86 | 35x48x11mm | — | 15-1439 |

| HONDA Dual Sport/Offroad | | | | |
|---------------------------------|-------|----------------------|-------------------------|----------------|
| Application | Year | Fork Seal Dimensions | Fork&Dust Fork Seal Kit | Fork Seals |
| CR60R | 1983 | 27x39x10.5mm | — | 15-1410 |
| SL70K/K1 | 71-73 | 27x39x10.5mm | — | 15-1410 |



MOTION PRO FORK SEAL BULLETS

These fork seal bullets protect the fork seal and wiper of inverted forks from damage by the bushing groove during installation. Eliminates the need to wrap the fork tube with tape. Sold as a six piece set.

35-7578 Motion Pro Fork Seal Bullets.
Includes six seal guides: 36mm Red, 41mm Blue, 43mm Green, 45mm Yellow, 46mm Black, and 47mm White

SHOP EQUIP & TOOLS

HARD PARTS

CARB & FUEL

IGNITION/ELECTRICAL

CONTROL

SUSPENSION

ACCESSORIES

FORK SEALS & FORK SEAL WIPER KITS

| | | HONDA Dual Sport/Offroad | | | | HONDA Dual Sport/Offroad | | | | |
|---------------------|--|---|-------|----------------------|--------------------|--------------------------|-------|----------------------|--------------------|------------|
| | | Application | Year | Fork Seal Dimensions | Fork/Dust Seal Kit | Application | Year | Fork Seal Dimensions | Fork/Dust Seal Kit | Fork Seals |
| SHOP EQUIP & TOOLS | | CRF70F | 04-07 | 27x39x10.5mm | 15-1410 | CR250R | 89-91 | 45x57x11mm | 15-2601 | 15-5081 |
| | | XL70K / K1 | 74-76 | 27x39x10.5mm | 15-1410 | CR250R | 92-94 | 43x54x9.5/10mm | 15-5058 | 15-5072 |
| | | XR70R | 97-04 | 27x39x10.5mm | 15-1410 | CR250R | 1995 | 43x55x9.5/10mm | 15-5067 | 15-5053 |
| | | XL75 | 77-79 | 27x39x10.5mm | 15-1410 | CR250R | 1996 | 46x58x9.5/11mm | 15-5086 | 15-5095 |
| | | XR75 / K | 73-78 | 27x39x10.5mm | 15-1410 | CR250R | 97-07 | 47x58x10mm | 15-5453 | 15-6298 |
| | | CRF80F | 04-07 | 27x39x10.5mm | 15-1410 | CRF250R | 04-09 | 47x58x10mm | 15-5453 | 15-6298 |
| | | CR80R | 80-81 | 30x42x10.5mm | 15-1414 | CRF250X | 04-09 | 47x58x10mm | 15-5453 | 15-6298 |
| | | CR80R | 82-83 | 31x43x10mm | 15-1428 | MT250 / K / K1 | 74-76 | 35x48x11mm | 15-1439 | 15-1439 |
| | | CR80R | 1984 | 33x46x11mm | 15-1431 | MR250 Elsinore | 1976 | 35x48x11mm | 15-1439 | 15-1439 |
| | | CR80R | 85-86 | 33x46x11mm | 15-5057 | NX250 | 88-90 | 37x50x11mm | 15-1439 | 15-2561 |
| HARD PARTS | | CR80R | 87-95 | 35x48x11mm | 15-5440 | XL250K / K1 / K2 | 72-75 | 35x48x11mm | 15-1439 | 15-1439 |
| | | CR80R | 96-04 | 37x50x11mm | 15-2561 | XL250 | 1976 | 35x48x11mm | 15-1439 | 15-1439 |
| | | CR80RB Big Wheel | 96-02 | 37x50x11mm | 15-2561 | XL250S | 80-81 | 35x48x11mm | 15-1439 | 15-1439 |
| | | XL80S | 80-85 | 27x39x10.5mm | 15-1410 | XL250R | 82-83 | 35x48x11mm | 15-1439 | 15-1439 |
| | | XR80 | 79-84 | 27x39x10.5mm | 15-1410 | XL250R | 84-86 | 37x50x10.5mm | 15-1422 | 15-1422 |
| | | XR80R | 85-03 | 27x39x10.5mm | 15-1410 | XL250R | 1987 | 35x48x11mm | 15-1439 | 15-1439 |
| | | CR85R | 03-07 | 37x50x11mm | 15-2561 | XR250 | 79-80 | 35x48x11mm | 15-1439 | 15-1439 |
| | | CR85RB Big Wheel | 03-04 | 37x50x11mm | 15-2561 | XR250L | 91-96 | 41x54x11mm | 15-5087 | 15-5087 |
| | | CR100F | 04-08 | 27x39x10.5mm | 15-1410 | XR250R | 81-82 | 37x50x11mm | 15-2561 | 15-2561 |
| | | SL100K / K1 Moto Sport (up to frame 21738) | 70-71 | 31x43x10mm | 15-1428 | XR250R | 84-85 | 43x54x11mm | 15-5084 | 15-5084 |
| CARB & FUEL | | SL100K1 / K2 / K3 Moto Sport (from frame 21739) | 71-73 | 31x43x12.5mm | 15-1435 | XR250R | 86-04 | 41x53x8 / 9.5mm | 15-5083 | 15-5083 |
| | | XL100K / K1 | 74-75 | 31x43x12.5mm | 15-1435 | SL350 / K1 | 70-71 | 33x46x10.5mm | 15-1437 | 15-1437 |
| | | XL100 | 76-78 | 31x43x12.5mm | 15-1435 | SL350K2 | 1972 | 35x48x11mm | 15-1439 | 15-1439 |
| | | XL100S (up to frame 5103463) | 79-80 | 31x43x12.5mm | 15-1435 | XL350K / K1 | 74-75 | 35x48x11mm | 15-1439 | 15-1439 |
| | | XL100S (from frame 5103464) | 1980 | 31x43x10mm | 15-1428 | XL350 | 76-78 | 35x48x11mm | 15-1439 | 15-1439 |
| | | XL100S | 81-85 | 27x39x10.5mm | 15-1410 | XL350R | 84-85 | 39x52x11mm | 15-5088 | 15-5088 |
| | | XR100 | 81-84 | 27x39x10.5mm | 15-1410 | XR350R | 1983 | 41x54x11mm | 15-5087 | 15-5087 |
| | | XR100R | 85-01 | 27x39x10.5mm | 15-1410 | XR350R | 84-85 | 41x54x11mm | 15-5087 | 15-5087 |
| | | CT125 Trail 125 | 1977 | 31x43x12.5mm | 15-1435 | XR400R | 96-04 | 43x54x11mm | 15-5055 | 15-5084 |
| | | CR125M | 74-78 | 35x48x11mm | 15-1439 | CR450R | 1981 | 41x53x10.5mm | 15-2563 | 15-2563 |
| IGNITION/ELECTRICAL | | CR125R | 79-80 | 37x48x10.5mm | 15-5587 | CRF450R | 02-08 | 47x58x10mm | 15-5453 | 15-6298 |
| | | CR125R | 81-82 | 38x50x10.5mm | 15-1421 | CRF450X | 02-09 | 47x58x10mm | 15-5453 | 15-6298 |
| | | CR125R | 83-86 | 43x54x11mm | 15-5084 | CR480R | 1982 | 43x55x10.5mm | 15-2564 | 15-2564 |
| | | CR125R | 87-89 | 43x54x11mm | 15-5055 | CR480R | 1983 | 43x54x11mm | 15-5084 | 15-5084 |
| | | CR125R | 90-91 | 45x57x11mm | 15-2601 | CR500R | 1984 | 43x54x11mm | 15-5084 | 15-5084 |
| | | CR125R | 92-93 | 43x54x9.5/10mm | 15-5058 | CR500R | 85-88 | 43x54x11mm | 15-5055 | 15-5084 |
| | | CR125R | 94-96 | 43x55x9.5/10mm | 15-5067 | CR500R | 89-91 | 45x57x11mm | 15-2601 | 15-5081 |
| | | CR125R | 97-07 | 46x58x9.5/11mm | 15-5086 | CR500R | 92-94 | 43x54x9.5/10mm | 15-5058 | 15-5072 |
| | | MT125K / K1 Elsinore | 74-76 | 31x43x12.5mm | 15-1435 | CR500R | 1995 | 43x55x9.5/10mm | 15-5067 | 15-5053 |
| | | NX125 | 88-90 | 35x48x11mm | 15-1439 | CR500R | 96-01 | 46x58x9.5/11mm | 15-5086 | 15-5095 |
| CONTROL | | SL125K1 / K2 Moto Sport | 71-73 | 31x43x12.5mm | 15-1435 | XL500S | 79-81 | 35x48x11mm | 15-1439 | 15-1439 |
| | | TL125K / K1 / K2 | 73-75 | 31x43x12.5mm | 15-1435 | XL500R | 1982 | 37x50x11mm | 15-2561 | 15-2561 |
| | | XL125 / K1 | 74-75 | 31x43x12.5mm | 15-1435 | XR500 | 79-80 | 35x48x11mm | 15-1439 | 15-1439 |
| | | XL125 | 76-78 | 31x43x12.5mm | 15-1435 | XR500R | 81-82 | 37x50x11mm | 15-2561 | 15-2561 |
| | | XL125S (up to frame 5005875) | 79-80 | 31x43x12.5mm | 15-1435 | XR500R | 83-84 | 43x54x11mm | 15-5084 | 15-5084 |
| | | XL125S (from frame 5005876) | 80-82 | 31x43x10mm | 15-1428 | XL600R | 83-87 | 39x52x11mm | 15-5088 | 15-5088 |
| | | XL125S | 1984 | 31x43x10mm | 15-1428 | XL600V Transalp | 89-90 | 41x54x11mm | 15-5087 | 15-5087 |
| | | CRF150F | 03-08 | 35x48x11mm | 15-1439 | XR600R | 85-00 | 43x54x11mm | 15-5055 | 15-5084 |
| | | MR175 Elsinore | 75-77 | 31x43x12.5mm | 15-1435 | NX650 | 88-89 | 41x54x11mm | 15-5087 | 15-5087 |
| | | SL175 / K1 Moto Sport | 70-72 | 31x43x10mm | 15-1428 | XR650L | 93-08 | 43x54x11mm | 15-5055 | 15-5084 |
| SUSPENSION | | XL175K / K1 / K2 | 73-75 | 31x43x12.5mm | 15-1435 | XR650R | 00-07 | 46x58x10.5/11mm | 15-1432 | 15-1432 |
| | | XL175 | 76-78 | 31x43x12.5mm | 15-1435 | KAWASAKI Street | | | | |
| | | XL185S (up to frame 5006890) | 79-80 | 31x43x12.5mm | 15-1435 | AR50A1 | 1982 | 27x39x10.5mm | 15-1410 | 15-1410 |
| | | XL185S (from frame 5006891) | 80-83 | 31x43x10mm | 15-1428 | AR80A1 | 1982 | 27x39x10.5mm | 15-1410 | 15-1410 |
| | | XR185 | 1979 | 31x43x10mm | 15-1428 | G3SS / A / B / C / D -90 | 69-73 | 27x39x10.5mm | 15-1410 | 15-1410 |
| | | TLR200 | 86-87 | 33x46x10.5mm | 15-1437 | GSSSE100 | 1975 | 27x39x10.5mm | 15-1410 | 15-1410 |
| | | TR200 | 86-87 | 31x43x10mm | 15-1428 | KH100B7 / B8 | 76-77 | 27x39x10.5mm | 15-1410 | 15-1410 |
| | | XL200R | 83-84 | 33x46x10.5mm | 15-1437 | BN125 Eliminator | 01-07 | 33x46x11mm | 15-5063 | 15-5063 |
| | | XR200 | 80-84 | 31x43x10mm | 15-1428 | EL250B2 / B3 | 88-89 | 36x48x11mm | 15-6126 | 15-2566 |
| | | XR200R | 81-83 | 35x48x11mm | 15-1439 | EL250E1 / 2 / 3 / 4 | 91-94 | 36x48x11mm | 15-6126 | 15-2566 |
| ACCESSORIES | | XR200R | 84-88 | 36x48x10.5mm | 15-1411 | EX250E1 / E2 | 86-87 | 35x48x11mm | 15-1439 | 15-1439 |
| | | XR200R | 90-02 | 36x48x10.5mm | 15-1411 | EX250F2 - F19 | 88-05 | 36x48x11mm | 15-6126 | 15-2566 |
| | | CRF230F | 03-08 | 37x50x11mm | 15-2561 | KL250D2 - D22 | 85-05 | 36x48x10.5mm | 15-1411 | 15-1411 |
| | | CR250R | 78-80 | 37x48x10.5mm | 15-5587 | KZ250L / W CSRLTD | 1982 | 31x43x10mm | 15-1428 | 15-1428 |
| | | CR250R | 1981 | 41x53x10.5mm | 15-2563 | S1A / B / C -250 | 73-75 | 34x46x10.5mm | 15-1420 | 15-1420 |
| | | CR250R | 1982 | 43x55x10.5mm | 15-2564 | KH250A5 | 1976 | 34x46x10.5mm | 15-1420 | 15-1420 |
| | | CR250R | 83-88 | 43x54x11mm | 15-5084 | EX305B1 GPz | 1983 | 31x43x10mm | 15-1428 | 15-1428 |
| | | | | | | KZ305A1 / A2 CSR | 81-82 | 33x46x11mm | 15-1431 | 15-5063 |

FORK SEALS & FORK SEAL WIPER KITS

| Category | KAWASAKI Street Application | | | | | KAWASAKI Dual Sport/Offroad Application | | | | |
|------------------------|-----------------------------|----------------------|----------------------|------------|--------------------------|---|----------------------|-----------------|---------|--|
| | Year | Fork Seal Dimensions | Fork & Dust Seal Kit | Fork Seals | Year | Fork Seal Dimensions | Fork & Dust Seal Kit | Fork Seals | | |
| SHOP EQUIP & TOOLS | ZX1200C1/C2/C3 ZZR1200 | 02-04 | 43x55x9.5/10mm | 15-5523 | 15-5053 | KX125A6/A7 | 80-81 | 38x50x10.5mm | 15-1421 | |
| | KZ1300A/B (6 Cylinder) | 79-82 | 41x53x8/9.5mm | | 15-5083 | KX125B1 | 1982 | 41x53x10.5mm | 15-2563 | |
| | ZN1300A1~A6 Voyager | 83-87 | 41x53x8/9.5mm | | 15-5083 | KX125B2/C1/D1/E1/E2 | 83-87 | 43x55x10.5mm | 15-2564 | |
| | ZX1400 Ninja ZX-14R | 06-08 | 43x55x9.5/10mm | 15-5523 | 15-5053 | KX125F1 | 1988 | 43x55x9.5/10mm | 15-5053 | |
| | ZG1400 Concours 14,14 ABS | 06-08 | 43x55x9.5/10mm | 15-5523 | 15-5053 | KX125G1 | 1989 | 46x58x10.5/11mm | 15-1432 | |
| | VN1500A,B,C,D,E,G,J,L,N,R | 87-06 | 41x54x11mm | 15-5441 | 15-5087 | KX125H1 | 1990 | 41x53x8/9.5mm | 15-5074 | |
| | VN1500P1/P2 Mean Streak | 02-03 | 43x54x11mm | | 15-5084 | KX125H2/J1/J2/K1/K2 | 91-95 | 43x55x9.5/10mm | 15-5053 | |
| | VN1600A1~A3, D1,D6F | 03-06 | 43x55x9.5/10mm | 15-5523 | 15-5053 | KX125K3~K5/L1~L3 | 96-01 | 46x58x9.5/11mm | 15-5086 | |
| | VN1600B1,B2 | 04-05 | 40x52x8/9.5mm | | 15-2598 | KX125L4/M1/M2/M3 | 02-05 | 48x58x11mm | 15-5488 | |
| | VN2000A1,A2,A6F Mean Streak | 04-06 | 49x60x10mm | 15-5092 | 15-6297 | F3-175 Bushwhacker | 68-70 | 30x40.5x10.5mm | 15-1444 | |
| HARD PARTS | KAWASAKI ATV | | | | | F7/A/B/C/D-175 Enduro | 71-75 | 30x40.5x10.5mm | 15-1444 | |
| | KLT110A2/A3 | 85-86 | 30x42x10.5mm | | 15-1414 | KD175A1~A4 | 76-79 | 32x44x10.5mm | 15-1415 | |
| | KLT160A1 | 1985 | 30x42x10.5mm | | 15-1414 | KDX175A1/A2/A3 | 80-82 | 36x48x10.5mm | 15-1411 | |
| | KLT185A1/A2 | 86-87 | 30x42x10.5mm | | 15-1414 | KE175B1/B2/B3 | 76-78 | 32x44x10.5mm | 15-1415 | |
| | KXT250A1 Tecate | 1984 | 36x48x10.5mm | | 15-1411 | KE175D2/D3/D4/D5 | 80-83 | 35x48x11mm | 15-1439 | |
| | KXT250A2 Tecate | 1985 | 36x48x10.5mm | | 15-1411 | KDX200A1/A2/A3 | 83-85 | 38x50x10.5mm | 15-1421 | |
| | KXT250B1/B2 Tecate | 86-87 | 41x53x10.5mm | | 15-2563 | KDX200C1/C2/C3 | 86-88 | 43x55x10.5mm | 15-2564 | |
| | KAWASAKI Dual Sport/Offroad | | | | | KDX200E1/E2/E3/E4 | 89-92 | 43x55x10.5mm | 15-2564 | |
| | KX60A1/A2 | 83-84 | 30x42x11mm | | 15-5062 | KDX200E5/E6 | 93-94 | 41x53x8/9.5mm | 15-5074 | |
| | KX60B1~B19 | 85-03 | 30x42x11mm | | 15-5062 | KDX200H | 95-06 | 43x55x9.5/10mm | 15-5053 | |
| KX65A1~A7 | 00-06 | 33x46x11mm | | 15-5063 | KDX220A4~A12 | 97-05 | 43x55x9.5/10mm | 15-5053 | | |
| KD80/A2 | 75-76 | 27x39x10.5mm | | 15-1410 | F4-250 | 68-70 | 34x46x10.5mm | 15-1420 | | |
| KD80M1~M8 | 80-87 | 27x39x10.5mm | | 15-1410 | F8/F8A250 | 71-72 | 34x46x10.5mm | 15-1420 | | |
| KD80N1/N2/N3 | 88-90 | 27x39x10.5mm | | 15-1410 | F11/A/B250 | 73-75 | 34x46x10.5mm | 15-1420 | | |
| KDX80A1/A2/B2/B3 | 80-83 | 30x42x11mm | | 15-5062 | F11M250 | 1973 | 35x48x10.5mm | 15-1422 | | |
| KDX80C1~C5 | 84-88 | 30x42x11mm | | 15-5062 | KDX250A1/B1/B2/B3/B4 | 80-84 | 38x50x10.5mm | 15-1421 | | |
| KX80A1/A2/C1 | 79-81 | 30x42x11mm | | 15-5062 | KDX250D1/D2/D3/D4 | 91-94 | 43x55x9.5/10mm | 15-5067 | | |
| KX80C2 | 1982 | 31x43x10mm | | 15-1428 | KE250B1/B2/B3 | 77-79 | 35x48x10.5mm | 15-1422 | | |
| KX80E1 | 1983 | 33x46x10.5mm | 15-1431 | 15-1437 | KL250A1/A2 | 78-79 | 35x48x10.5mm | 15-1422 | | |
| KX80E2/E3 | 84-85 | 33x45x10.5mm | | 15-1417 | KL250A3/A4/A5 | 80-82 | 36x48x10.5mm | 15-1411 | | |
| KX80G1/G2 | 86-87 | 35x48x10.5mm | | 15-1422 | KL250C1/C2 | 83-84 | 36x48x10.5mm | 15-1411 | | |
| KX80J2 Big Wheel | 1987 | 35x48x10.5mm | | 15-1422 | KL250D2~D21 KLR | 85-04 | 36x48x10.5mm | 15-1411 | | |
| KX80L1/L2/L3 | 88-90 | 35x48x10.5mm | | 15-1422 | KLX250A1/A2 | 79-80 | 36x48x10.5mm | 15-1411 | | |
| KX80N1/N2/N3 Big Wheel | 88-90 | 35x48x10.5mm | | 15-1422 | KLX250D2/D3/D4 | 94-96 | 43x55x9.5/10mm | 15-5067 | | |
| KX80R1 | 1991 | 35x48x10.5mm | | 15-1422 | KT250A/A2 Trials | 75-76 | 34x46x10.5mm | 15-1420 | | |
| KX80R2~R7 | 92-97 | 38x50x10.5mm | | 15-1421 | KX250 | 74-78 | 36x48x10.5mm | 15-1411 | | |
| KX80T1 Big Wheel | 1991 | 35x48x10.5mm | | 15-1422 | KX250A5/A6/A7 | 79-81 | 38x50x10.5mm | 15-1421 | | |
| KX80T2/T3/T4 | 92-94 | 36x48x8/9.5mm | 15-5075 | 15-2569 | KX250B1 | 1982 | 41x53x10.5mm | 15-2563 | | |
| KX80W1/W2/W3 | 98-00 | 36x48x8/9.5mm | 15-5075 | 15-2569 | KX250C1/C2/D1/D2/E1 | 83-87 | 43x55x10.5mm | 15-2564 | | |
| KX85A1~A7 | 01-07 | 36x48x8/9.5mm | 15-5075 | 15-2569 | KX250F1 | 1988 | 43x55x9.5/10mm | 15-5053 | | |
| G3TR90 | 69-70 | 27x39x10.5mm | | 15-1410 | KX250G1 | 1989 | 46x58x10.5/11mm | 15-1432 | | |
| MC1/MC1A/MC1B-90 | 73-75 | 27x39x10.5mm | | 15-1410 | KX250H1 | 1990 | 41x53x8/9.5mm | 15-5074 | | |
| G3TRA100 | 1971 | 27x39x10.5mm | | 15-1410 | KX250H2/J1/J2/K1/K2 | 91-95 | 43x55x9.5/11mm | 15-5067 | | |
| G31M/G31MA-100 | 70-71 | 30x40.5x10.5mm | | 15-1444 | KX250K3~K5,L1~L3 | 96-01 | 46x58x9.5/11mm | 15-5086 | | |
| G4TR/A-100 Trail Boss | 70-71 | 30x40.5x10.5mm | | 15-1444 | KX250L4/M1/M2/M3 | 02-05 | 48x58x11mm | 15-5488 | | |
| G4TRB/C/D/E-100 | 72-75 | 30x40.5x10.5mm | | 15-1444 | KX250T6F | 2006 | 47x58x10mm | 15-5453 | | |
| G5/G5A-100 | 72-73 | 30x40.5x10.5mm | | 15-1444 | KX250N (KX250F 4-stroke) | 04-05 | 48x58x11mm | 15-5488 | | |
| G5B/G5C-100 | 74-75 | 30x40.5x10.5mm | | 15-1444 | KX250T (KX250F 4-stroke) | 06-08 | 47x58x10mm | 15-5453 | | |
| KD100M1/M2/M3/M4 | 76-79 | 27x39x10.5mm | | 15-1410 | KLX250S | 2006 | 43x55x9.5/10mm | 15-5067 | | |
| KE100A5~A10 | 76-81 | 30x40.5x10.5mm | | 15-1444 | KLX300A | 97-07 | 43x55x9.5/10mm | 15-5067 | | |
| KE100B1~B20 | 82-01 | 30x40.5x10.5mm | | 15-1444 | F5/F5A 350 Bighorn | 70-71 | 34x46x10.5mm | 15-1420 | | |
| KM100A1~A7 | 76-81 | 27x39x10.5mm | | 15-1410 | F9/A/B/C350 | 72-75 | 34x46x10.5mm | 15-1420 | | |
| KV100A7 | 1976 | 30x40.5x10.5mm | | 15-1444 | KDX400 A1/A2 | 79-80 | 38x50x10.5mm | 15-1421 | | |
| KX100B5/B6/B7 | 95-97 | 36x48x8/9.5mm | 15-5075 | 15-2569 | KLX400A1 KLX400SR Dual | 2003 | 49x60x10mm | 15-5092 | | |
| KX100C/D | 98-07 | 36x48x8/9.5mm | 15-5075 | 15-2569 | KLX450R | 08-09 | 48x58x11mm | 15-5488 | | |
| KLX110A1~A7 | 02-07 | 30x42x11mm | | 15-5062 | KX400B1 KLX400R Offroad | 2003 | 49x60x10mm | 15-5092 | | |
| C2SS120/C2TR-120 | 67-68 | 27x39x10.5mm | | 15-1410 | KX400 | 1975 | 35x48x10.5mm | 15-1422 | | |
| C2SS120/C2TR-120 | 1969 | 30x40.5x10.5mm | | 15-1444 | KX400A2 | 1976 | 36x48x10.5mm | 15-1411 | | |
| F6/A/B-125 | 71-73 | 30x40.5x10.5mm | | 15-1444 | KDX420B1 | 1981 | 38x50x10.5mm | 15-1421 | | |
| KD125/A2~A5 | 75-79 | 31x43x12.5mm | | 15-1435 | KX420A1/A2 | 80-81 | 38x50x10.5mm | 15-1421 | | |
| KS125/A | 74-75 | 31x43x12.5mm | | 15-1435 | KDX450 A1 | 1982 | 38x50x10.5mm | 15-1421 | | |
| KE125A3~A8 | 76-81 | 31x43x12.5mm | | 15-1435 | F12MX450 | 1973 | 34x46x10.5mm | 15-1420 | | |
| KE125A9/A10 | 82-83 | 31x43x10mm | | 15-1428 | KX450 | 1974 | 34x46x10.5mm | 15-1420 | | |
| KLX125A/B1,2,3 | 03-06 | 30x42x10.5mm | | 15-1414 | KX450D (KX450F 4-stroke) | 06-08 | 48x58x11mm | 15-5488 | | |
| KX125A/A3 | 74-76 | 31x43x12.5mm | | 15-1435 | KX500A1/A2/B1/B2/C1 | 83-87 | 43x55x10.5mm | 15-2564 | | |
| KX125A4/A5 | 78-79 | 36x48x10.5mm | | 15-1411 | KX500D1 | 1988 | 43x55x9.5/10mm | 15-5053 | | |
| | | | | | KX500E1 | 1989 | 46x58x10.5/11mm | 15-1432 | | |
| | | | | | KX500E2 | 1990 | 41x53x8/9.5mm | 15-5074 | | |

FORK SEALS & FORK SEAL WIPER KITS

SHOP EQUIP & TOOLS

HARD PARTS

CARB & FUEL

IGNITION/ELECTRICAL

CONTROL

SUSPENSION

ACCESSORIES

| SUZUKI Street Application | | | | |
|----------------------------------|----------------------|-------------------------|------------|---------|
| Year | Fork Seal Dimensions | Fork&Dust Fork Seal Kit | Fork Seals | |
| TL1000RW~RK2 | 98-03 | 43x55x9.5/10mm | 15-5523 | 15-5053 |
| GS1100ET/EX/EZ | 80-82 | 37x49x8/9.5mm | — | 15-2562 |
| GS1100ED/ESD | 1983 | 37x49x8/9.5mm | — | 15-2562 |
| GS1100GZ/GD | 82-83 | 37x49x8/9.5mm | — | 15-2562 |
| GS1100GLZ/GLD | 82-83 | 37x49x8/9.5mm | — | 15-2562 |
| GS1100GKZ/GK2 | 1982 | 43x55x9.5/10mm | — | 15-5053 |
| GS1100GKD/GKE | 83-84 | 43x55x9.5/10mm | — | 15-5053 |
| GS1100LT | 1980 | 37x49x8/9.5mm | — | 15-2562 |
| GS1100SD Katana | 1983 | 37x49x8/9.5mm | — | 15-2562 |
| GXS1100GM/GN/GP Shaft | 91-93 | 43x55x9.5/10mm | — | 15-5053 |
| GXS1100FP-FJ Katana | 88-93 | 41x54x11mm | 15-5500 | 15-5087 |
| GXS-R1100G/H/J | 86-88 | 41x53x8/9.5mm | — | 15-5083 |
| GXS-R1100K/L | 89-90 | 43x55x9.5/10mm | — | 15-5053 |
| GXS-R1100M/N | 91-92 | 41x53x8/9.5mm | 15-5085 | 15-5083 |
| GXS-R1100WP/WR | 93-94 | 41x53x8/9.5mm | 15-5085 | 15-5083 |
| GXS-R1100WS/WT | 95-96 | 43x55x9.5/10mm | 15-5462 | 15-5053 |
| GXS-R1100WV/WW | 97-98 | 43x55x9.5/10mm | 15-5462 | 15-5053 |
| GS1150E, All | 83-86 | 37x49x8/9.5mm | — | 15-2562 |
| GSF1200 Bandit | 01-05 | 43x54x11mm | 15-5431 | 15-5084 |
| GSF1250 Bandit | 07-08 | 43x54x11mm | 15-5431 | 15-5084 |
| GV1200G Madura | 85-86 | 41x53x8/9.5mm | — | 15-5083 |
| GXS1300R Hayabusa | 99-08 | 43x55x9.5/10mm | 15-5523 | 15-5053 |
| GXS1300BK B-King | 2008 | 43x55x9.5/10mm | — | 15-5053 |
| GV1400G Cavalcade | 85-89 | 43x55x9.5/10mm | — | 15-5053 |
| V51400GLF Intruder | 1987 | 41x54x11mm | 15-5500 | 15-5087 |
| V51400GLPH/J Intruder | 87-88 | 41x54x11mm | 15-5500 | 15-5087 |
| V51400GLPL~GLPK3 | 90-04 | 41x54x11mm | 15-5500 | 15-5087 |
| S83 Boulevard1400cc | 05-07 | 41x54x11mm | 15-5500 | 15-5087 |
| VL1500W~K3 Intruder LC | 98-04 | 41x54x11mm | 15-5500 | 15-5087 |
| VL1500 C90 Boulevard | 05-06 | 41x54x11mm | 15-5500 | 15-5087 |
| VZ1600 Maurauder | 2004 | 43x54x11mm | — | 15-5084 |
| M109 Boulevard, VZR1800 | 06-08 | 46x58x10.5mm | — | 15-5089 |

| SUZUKI Dual Sport/Offroad | | | | |
|----------------------------------|----------------------|-------------------------|------------|---------|
| Year | Fork Seal Dimensions | Fork&Dust Fork Seal Kit | Fork Seals | |
| OR50N/T | 79-80 | 26x37x10.5mm | — | 15-1413 |
| RM50C/N/T | 78-80 | 26x37x10.5mm | — | 15-1413 |
| RM60N/T/X/Z/D | 79-83 | 26x37x10.5mm | — | 15-1413 |
| RM60K3/K4 | 03-04 | 30x42x11mm | — | 15-5062 |
| RM65K3/K4/K5 | 03-05 | 33x46x11mm | — | 15-5063 |
| TM75L/M/A | 74-76 | 27x39x10.5mm | — | 15-1410 |
| TS75M/A/B | 75-77 | 27x39x10.5mm | — | 15-1410 |
| DS80C/N/T/X/Z/D | 78-83 | 26x37x10.5mm | — | 15-1413 |
| DS80F~X | 85-99 | 26x37x10.5mm | — | 15-1413 |
| RM80B/C | 77-78 | 27x39x10.5mm | — | 15-1410 |
| RM80N~F | 79-85 | 30x42x10.5mm | — | 15-1414 |
| RM80G/H/J | 86-88 | 33x46x10.5mm | — | 15-1437 |
| RM80K~K1 | 89-01 | 35x48x11mm | 15-5440 | 15-1439 |
| RM85K2~K7 | 02-07 | 37x50x11mm | — | 15-2561 |
| RM85LK2~LK7 | 02-07 | 37x50x11mm | — | 15-2561 |
| RV90L/M/A/B Rover | 74-77 | 27x39x10.5mm | — | 15-1410 |
| TC/TS90J | 1972 | 30x40.5x10.5mm | — | 15-1444 |
| DR100D~L | 83-90 | 30x42x10.5mm | — | 15-1414 |
| DS100C/N/T/X | 78-81 | 27x39x10.5mm | — | 15-1410 |
| RM100A/B | 76-77 | 30x40.5x10.5mm | — | 15-1444 |
| RM100N/T/X | 79-81 | 35x48x11mm | — | 15-1439 |
| TC/TS100K~A | 73-77 | 30x40.5x10.5mm | — | 15-1444 |
| TM100L/M | 74-75 | 30x40.5x10.5mm | — | 15-1444 |
| TS100C/N | 78-79 | 27x39x10.5mm | — | 15-1410 |
| TS100T/X | 80-81 | 30x42x10.5mm | — | 15-1414 |
| DR-Z110K3/K4/K5 | 03-05 | 30x42x11mm | — | 15-5062 |
| DR-Z110LK3/LK4/LK5 | 03-05 | 30x42x11mm | — | 15-5062 |
| DR125G/H/J | 86-88 | 35x48x11mm | — | 15-1439 |
| DRI25SER~SEV | 94-97 | 35x48x11mm | — | 15-1439 |
| DS125N/T/X | 79-81 | 30x42x10.5mm | — | 15-1414 |
| RM125M/A | 75-76 | 35x48x11mm | — | 15-1439 |
| RM125B/C | 77-78 | 36x48x8/9.5mm | — | 15-2569 |
| RM125N/T/X/Z/D | 79-83 | 38x50x10.5mm | — | 15-1421 |
| RM125E/F/G/H | 84-88 | 43x55x10.5mm | — | 15-2564 |
| RM125J | 1988 | 43x55x9.5/10mm | — | 15-5053 |

| SUZUKI Dual Sport/Offroad | | | | |
|----------------------------------|----------------------|-------------------------|------------|---------|
| Year | Fork Seal Dimensions | Fork&Dust Fork Seal Kit | Fork Seals | |
| RM125K | 1989 | 46x58x10.5/11mm | 15-1432 | — |
| RM125L | 1990 | 41x53x8/9.5mm | 15-5074 | 15-5083 |
| RM125M/N/P/R/S | 91-95 | 45x57x11mm | 15-2601 | 15-5081 |
| RM125T/V/W/X/Y | 96-00 | 49x60x10mm | 15-5092 | 15-6297 |
| RM125K1~K7 | 01-07 | 47x58x10mm | 15-5453 | 15-6298 |
| SP125G/H/J | 86-88 | 35x48x11mm | — | 15-1439 |
| TC125J/K/L/M/A/B | 72-77 | 30x40.5x10.5mm | — | 15-1444 |
| TM125K/L/M | 73-75 | 30x40.5x10.5mm | — | 15-1444 |
| TS125R~B Duster | 71-77 | 30x40.5x10.5mm | — | 15-1444 |
| TS125C/N | 78-79 | 30x42x10.5mm | — | 15-1414 |
| PE175C/N/T/X | 78-81 | 36x48x8/9.5mm | — | 15-2569 |
| PE175Z/D/E | 82-84 | 38x50x10.5mm | — | 15-1421 |
| RS175T/X/Z | 80-82 | 36x48x8/9.5mm | — | 15-2569 |
| DS185C | 1978 | 30x40.5x10.5mm | — | 15-1444 |
| DS185N/T | 79-80 | 32x44x10.5mm | — | 15-1415 |
| TC185L/M/A/B | 74-77 | 30x40.5x10.5mm | — | 15-1444 |
| TS185R~A Sierra | 71-76 | 30x40.5x10.5mm | — | 15-1444 |
| TS185B/C | 77-78 | 30x40.5x10.5mm | — | 15-1444 |
| TS185N/T/X | 79-81 | 32x44x10.5mm | — | 15-1415 |
| DR200G/H/J | 86-88 | 35x48x11mm | — | 15-1439 |
| DR200SE Dual Sport | 96-07 | 35x48x11mm | — | 15-1439 |
| SP200G/H/J | 86-88 | 35x48x11mm | — | 15-1439 |
| DR250Z/D/F | 82-85 | 36x48x8/9.5mm | — | 15-2569 |
| DR250L/M/N/P Offroad | 90-93 | 43x54x11mm | 15-5055 | 15-5084 |
| DR250SL~SES Dual Sport | 90-95 | 43x54x11mm | 15-5055 | 15-5084 |
| DR-Z250K1~K7 | 01-07 | 43x54x11mm | 15-5055 | 15-5084 |
| DS250T | 1980 | 36x48x8/9.5mm | — | 15-2569 |
| PE250B/C/N/T/X | 77-81 | 36x48x8/9.5mm | — | 15-2569 |
| RL250L/M Trials | 74-75 | 35x48x11mm | — | 15-1439 |
| RM250A/B/C/C2 | 76-78 | 36x48x8/9.5mm | — | 15-2569 |
| RM250N/T/X/Z | 79-82 | 38x50x10.5mm | — | 15-1421 |
| RM250D/E/F/G/H | 83-87 | 43x55x10.5mm | — | 15-2564 |
| RM250J | 1988 | 43x55x9.5/10mm | — | 15-5053 |
| RM250K/L | 89-90 | 41x53x8/9.5mm | 15-5074 | 15-5083 |
| RM250M/N/P/R/S | 91-95 | 45x57x11mm | 15-2601 | 15-5081 |
| RM250T/V/W/X/Y | 96-00 | 49x60x10mm | 15-5092 | 15-6297 |
| RM250K1/K2/K3 | 01-03 | 46x58x9.5/11mm | 15-5086 | 15-5095 |
| RM250K4~K7 | 04-07 | 47x58x10mm | 15-5453 | 15-6298 |
| RM-Z250K4/K5/K6 4-Stroke | 04-06 | 48x58x11mm | — | 15-5488 |
| RM-Z250K7 | 2007 | 47x58x10mm | 15-5453 | 15-6298 |
| RMX250K/L | 89-90 | 41x53x8/9.5mm | 15-5074 | 15-5083 |
| RMX250M~W | 91-98 | 45x57x11mm | 15-2601 | 15-5081 |
| RS250T/X | 80-81 | 36x48x8/9.5mm | — | 15-2569 |
| SP250Z/D/F | 82-85 | 35x48x11mm | — | 15-1439 |
| TM250J/K | 72-73 | 34x46x10.5mm | — | 15-1420 |
| TM250L/M | 74-75 | 35x48x11mm | — | 15-1439 |
| TS250I Savage | 1969 | 35x48x10.5mm | — | 15-1422 |
| TS250II Savage | 1970 | 34x46x10.5mm | — | 15-1420 |
| TS250R/J/K/L/M/A | 71-76 | 34x46x10.5mm | — | 15-1420 |
| TS250B/C/N | 77-79 | 35x48x11mm | — | 15-1439 |
| TS250T/X | 80-81 | 36x48x8/9.5mm | — | 15-2569 |
| DR350L~X Offroad | 90-99 | 43x54x11mm | 15-5055 | 15-5084 |
| DR350SL~SEX Dual Sport | 90-99 | 43x54x11mm | 15-5055 | 15-5084 |
| DR/SP370C/N | 78-79 | 36x48x8/9.5mm | — | 15-2569 |
| RM370A/B | 76-77 | 36x48x8/9.5mm | — | 15-2569 |
| DR400T | 1980 | 36x48x8/9.5mm | — | 15-2569 |
| DR-Z400E | 00-07 | 49x60x10mm | 15-5092 | 15-6297 |
| DR-Z400S | 00-07 | 49x60x10mm | 15-5092 | 15-6297 |
| PE400T/X | 80-81 | 36x48x8/9.5mm | — | 15-2569 |
| RM400C | 1978 | 36x48x8/9.5mm | — | 15-2569 |
| RM400N/T | 79-80 | 38x50x10.5mm | — | 15-1421 |
| SP400T | 1980 | 36x48x8/9.5mm | — | 15-2569 |
| TM400R/J Cyclone | 71-72 | 34x46x10.5mm | — | 15-1420 |
| TM400K/L/M | 73-75 | 35x48x11mm | — | 15-1439 |
| TS400J~B Apache | 71-77 | 34x46x10.5mm | — | 15-1420 |
| RM-Z450K5~K7 4-Stroke | 05-07 | 47x58x10mm | 15-5453 | 15-6298 |
| RM465X/Z | 81-82 | 43x55x10.5mm | — | 15-2564 |
| DR500X/Z/D | 81-83 | 36x48x8/9.5mm | — | 15-2569 |

FORK SEALS & FORK SEAL WIPER KITS

| SUZUKI Dual Sport/Offroad | | | | |
|----------------------------------|---------|----------------------|--------------------|-----------|
| Application | Year | Fork Seal Dimensions | Fork/Dust Seal Kit | Fork Seal |
| RM500D/E | 83-84 | 43x55x10.5mm | ———— | 15-2564 |
| SP500X/Z/D | 81-83 | 36x48x8/9.5mm | ———— | 15-2569 |
| DR650SL-SES Dual Sport | 90-95 | 41x53x8/9.5mm | ———— | 15-5083 |
| DR650SE Dual Sport | 96-07 | 43x55x10.5mm | ———— | 15-2564 |
| YAMAHA Street | | | | |
| Application | Year | Fork Seal Dimensions | Fork/Dust Seal Kit | Fork Seal |
| RX50K/L/MK Special | 83-84 | 26x37x10.5mm | ———— | 15-1413 |
| YSR50T/U/W/A/B/D | 87-92 | 27x39x10.5mm | ———— | 15-1410 |
| LB80PJ | 1982 | 26x37x10.5mm | ———— | 15-1413 |
| HS1/HS1B 90 | 70-71 | 27x39x10.5mm | ———— | 15-1410 |
| LS2 100 | 1972 | 27x39x10.5mm | ———— | 15-1410 |
| RS100B/C | 75-76 | 27x39x10.5mm | ———— | 15-1410 |
| SR185H/J Exciter | 81-82 | 30x42x10.5mm | ———— | 15-1414 |
| CS3C/CS3B 200 | 70-71 | 30x40.5x10.5mm | ———— | 15-1444 |
| CS5 200 | 1972 | 30x40.5x10.5mm | ———— | 15-1444 |
| RD200A/B/C | 74-76 | 30x40.5x10.5mm | ———— | 15-1444 |
| D56C/D56B250 | 69-70 | 32x44x10.5mm | ———— | 15-1415 |
| D57 250 | 1972 | 34x46x10.5mm | ———— | 15-1420 |
| RD250/A/B | 73-75 | 34x46x10.5mm | ———— | 15-1420 |
| SR250G/H/J Exciter | 80-82 | 32x44x10.5mm | ———— | 15-1415 |
| SR250TH Exciter II | 1981 | 32x44x10.5mm | ———— | 15-1415 |
| TD3 250 (Roadrace) | 1972 | 34x46x10.5mm | ———— | 15-1420 |
| R3 350 | 1969 | 34x46x10.5mm | ———— | 15-1420 |
| R5/R5B/R5C 350 | 70-72 | 34x46x10.5mm | ———— | 15-1420 |
| RD350/A/B | 73-75 | 34x46x10.5mm | ———— | 15-1420 |
| RZ350L/N/NC/NCII | 84-85 | 35x48x11mm | ———— | 15-1439 |
| TR3 350 (Roadrace) | 1972 | 34x46x10.5mm | ———— | 15-1420 |
| TZ350 (Roadrace) | 1973 | 34x46x10.5mm | ———— | 15-1420 |
| TZ350C/D/E | 76-78 | 35x48x10.5mm | ———— | 15-1422 |
| XS360C/D/2D | 76-77 | 33x46x10.5mm | ———— | 15-1437 |
| FZR400U/SUC/W/SWC | 88-89 | 38x50x8/9.5mm | 15-5460 | 15-2567 |
| FZR400A/SAC | 1990 | 38x50x8/9.5mm | 15-5460 | 15-2567 |
| RD400C/D/E | 76-78 | 34x46x10.5mm | ———— | 15-1420 |
| RD400F | 1979 | 35x48x10.5mm | ———— | 15-1422 |
| XS400D/E/F | 77-79 | 33x46x10.5mm | ———— | 15-1437 |
| XS400E/2F | 78-79 | 33x46x10.5mm | ———— | 15-1437 |
| XS400G/H Special | 80-81 | 33x46x10.5mm | ———— | 15-1437 |
| XS400J/K Maxim | 82-83 | 35x48x11mm | 15-4975 | 15-1439 |
| XS400RJ/RK Seca | 82-83 | 35x48x11mm | 15-4975 | 15-1439 |
| XS400SG/SH/SJ Special | 80-82 | 33x46x10.5mm | ———— | 15-1437 |
| SR500E/F/G/H | 78-81 | 35x48x10.5mm | ———— | 15-1422 |
| TX500/A | 73-74 | 34x46x10.5mm | ———— | 15-1420 |
| XS500B | 1975 | 34x46x10.5mm | ———— | 15-1420 |
| XS500C/D/E | 76-78 | 35x48x11mm | ———— | 15-1439 |
| XV500K Virago | 1983 | 36x48x8/9.5mm | ———— | 15-2569 |
| XV535T/TC/U | 87-88 | 36x48x11mm | ———— | 15-2566 |
| XV535A/AC Virago | 1990 | 36x48x11mm | ———— | 15-2566 |
| XV535E/EC-L/LC Virago | 93-99 | 36x48x11mm | ———— | 15-2566 |
| XV535SF/SFC-SJ/SJC Virago | 94-97 | 36x48x11mm | ———— | 15-2566 |
| XJ550H/J/K Maxim | 81-83 | 36x48x8/9.5mm | ———— | 15-2569 |
| XJ550RH/RJ/RK Seca | 81-83 | 35x48x8/9.5mm | ———— | 15-1433 |
| XZ550RJ/RK Vision | 82-83 | 35x48x8/9.5mm | ———— | 15-1433 |
| FJ600L/LC/N/NC | 84-85 | 36x48x8/9.5mm | ———— | 15-2569 |
| FZ600S/SC/T/TC/U/UC | 86-88 | 36x48x8/9.5mm | ———— | 15-2569 |
| FZR600W/WC/AC | 89-90 | 38x50x8/9.5mm | 15-5460 | 15-2567 |
| FZR600RA/RAC-RJ/RJC | 90-97 | 38x50x8/9.5mm | 15-5460 | 15-2567 |
| FZR600RK/RKC/RL/RLC | 98-99 | 38x50x8/10.5mm | ———— | 15-6275 |
| SRX600S/SC | 1986 | 36x48x8/9.5mm | ———— | 15-2569 |
| XJ600SD/SDC-SJ/SJC Seca | 1992-97 | 38x50x8/9.5mm | 15-5460 | 15-2567 |
| XJ600SK/SKC Seca II | 1998 | 38x50x8/10.5mm | ———— | 15-6275 |
| YX600S/SC-W/WC Radian | 86-90 | 36x48x8/9.5mm | ———— | 15-2569 |
| YZF600RG/RGC/RH/RHC | 95-96 | 41x53x8/9.5mm | 15-5085 | 15-5083 |
| YZF600RJ/RJC | 1997 | 41x53x8/9.5mm | 15-5085 | 15-5083 |
| YZF600RK/RKC/RL/RLC | 98-99 | 41x53x8/9.5mm | 15-5076 | 15-5083 |
| YZF600RM/RMC-RS/RSC | 00-04 | 41x53x8/9.5mm | 15-5085 | 15-5083 |
| YZF600RT | 2005 | 41x53x8/9.5mm | 15-5085 | 15-5083 |
| YZF-R6 | 99-04 | 43x55x9.5/10mm | 15-5523 | 15-5053 |
| YZF-R6 | 2005 | 41x53x8/9.5mm | ———— | 15-5083 |

| YAMAHA Street | | | | |
|------------------------|-------|----------------------|--------------------|-----------|
| Application | Year | Fork Seal Dimensions | Fork/Dust Seal Kit | Fork Seal |
| YZF-R6S, All | 06-08 | 43x55x9.5/10mm | 15-5523 | 15-5053 |
| XJ650G/H/J/K Maxim | 80-83 | 36x48x8/9.5mm | ———— | 15-2569 |
| XJ650LH/LJ | 80-83 | 36x48x8/9.5mm | ———— | 15-2569 |
| XJ650LK Seca Turbo | 1983 | 37x49x8/9.5mm | ———— | 15-2562 |
| XJ650RJ Seca | 1982 | 36x48x8/9.5mm | ———— | 15-2569 |
| XS1/XS1B/XS2 650 | 70-72 | 34x46x10.5mm | ———— | 15-1420 |
| TX650/A | 73-74 | 34x46x10.5mm | ———— | 15-1420 |
| XS650B/C | 75-76 | 34x46x10.5mm | ———— | 15-1420 |
| XS650D/E/F/2F/G/H | 77-81 | 35x48x10.5mm | ———— | 15-1422 |
| XS650SE-SK | 78-83 | 35x48x10.5mm | ———— | 15-1422 |
| XV650 V-Star, All | 98-08 | 41x53x8/9.5mm | 15-5076 | 15-5083 |
| FZ700T/TC | 1987 | 39x51x8/10mm | ———— | 15-5091 |
| XJ700N/NC/S/SC Maxim | 85-86 | 38x50x8/9.5mm | 15-5461 | 15-2567 |
| XJ700XN/XNC/XS/XSC | 85-86 | 38x50x8/9.5mm | 15-5461 | 15-2567 |
| XV700L/LC/N/NC Virago | 84-85 | 38x50x8/9.5mm | 15-5461 | 15-2567 |
| XV700CS/CSC/CT/CTC | 86-87 | 38x50x8/9.5mm | 15-5461 | 15-2567 |
| XV700SS/SSC Virago | 1986 | 38x50x8/9.5mm | 15-5461 | 15-2567 |
| FZ750N/S/SC | 85-86 | 39x51x8/10mm | ———— | 15-5091 |
| FZ750U/UC | 1988 | 39x51x8/10mm | ———— | 15-5091 |
| FZR750RT/RU | 87-88 | 41x53x8/9.5mm | ———— | 15-5083 |
| TX750/A | 73-74 | 35x48x10.5mm | ———— | 15-1422 |
| TZ750A (Roadrace) | 1974 | 35x48x10.5mm | ———— | 15-1422 |
| TZ750D (Roadrace) | 1977 | 35x48x10.5mm | ———— | 15-1422 |
| XS750D | 1977 | 35x48x11mm | ———— | 15-1439 |
| XS7502D/E/SE/F/SF | 77-79 | 36x48x11mm | 15-5069 | 15-2566 |
| XJ750 Maxim, Midnight | 82-83 | 36x48x8/9.5mm | ———— | 15-2569 |
| XJ750RH/RJ/RK Seca | 81-83 | 36x48x11mm | 15-6126 | 15-2566 |
| XV750 Virago, All | 81-83 | 36x48x8/9.5mm | ———— | 15-2569 |
| XV750U/UC-F/FC Virago | 88-94 | 38x50x8/9.5mm | 15-5461 | 15-2567 |
| XV750G/GC Virago | 1995 | 38x50x8/9.5mm | 15-5460 | 15-2567 |
| XV750H1/HC1/J1/JC1 | 96-97 | 38x50x8/9.5mm | 15-5460 | 15-2567 |
| YZF750RF/RFC | 1994 | 41x53x8/9.5mm | 15-5085 | 15-5083 |
| YZF750RH/RHC-RK/RKC | 96-98 | 41x53x8/9.5mm | 15-5085 | 15-5083 |
| XS850G/H | 80-81 | 36x48x11mm | 15-5069 | 15-2566 |
| XS850LG/LH/SG/SH | 80-81 | 36x48x8/9.5mm | ———— | 15-2569 |
| XJ900RK Seca | 1983 | 37x49x8/9.5mm | 15-6124 | 15-2562 |
| XV920J Virago | 1982 | 36x48x11mm | 15-6126 | 15-2566 |
| XV920K/MK Virago | 1983 | 36x48x8/9.5mm | ———— | 15-2569 |
| XV920RH/RJ | 81-82 | 37x49x8/9.5mm | ———— | 15-2562 |
| FZR1000T/TC/U/UC | 87-88 | 41x53x8/9.5mm | 15-5085 | 15-5083 |
| FZR1000W/WC/A/AC | 89-90 | 43x55x9.5/10mm | 15-5462 | 15-5053 |
| FZR1000B/BC/D/DC/E/EC | 91-93 | 41x53x8/9.5mm | 15-5085 | 15-5083 |
| FZR1000F/FC/G/GC | 94-95 | 43x55x9.5/10mm | ———— | 15-5053 |
| FZS1000N/NC/P/PC FZ1 | 01-02 | ———— | ———— | ———— |
| FZS1000SPR/SPRC FZ1 | 2003 | ———— | ———— | ———— |
| XV1000L/LC/N/NC Virago | 84-85 | 38x50x8/9.5mm | ———— | 15-2567 |
| YZF1000RK/RKC | 1998 | 41x53x8/9.5mm | 15-5076 | 15-5083 |
| YZF-R1L/LC/M/MC/N/NC | 99-01 | 41x53x8/9.5mm | 15-5076 | 15-5083 |
| YZF-R1P/PC/R/RC/S/SC | 02-08 | 43x55x9.5/10mm | 15-5523 | 15-5053 |
| FJ1100L/LC/N/NC | 84-85 | 41x53x8/9.5mm | 15-5085 | 15-5083 |
| XS1100E/F/G/H | 78-81 | 37x49x8/9.5mm | ———— | 15-2562 |
| XS1100SF/SG/SH Special | 79-81 | 37x48x10.5mm | ———— | 15-5587 |
| XV1100S/SC-U/UC Virago | 86-88 | 38x50x8/9.5mm | ———— | 15-2567 |
| XV1100 Virago | 89-97 | 38x50x8/9.5mm | 15-5461 | 15-2567 |
| XV1100K/KC/L/LC Virago | 98-99 | 38x50x8/10.5mm | ———— | 15-6275 |
| XV1100SH/SHC/SJ/SJC | 96-97 | 38x50x8/9.5mm | 15-5460 | 15-2567 |
| XV1100SK/Seca Virago | 1998 | 38x50x8/10.5mm | ———— | 15-6275 |
| XVS1100 V-Star, All | 00-06 | 41x53x8/9.5mm | 15-5076 | 15-5083 |
| FJ1200, All | 86-93 | 41x53x8/9.5mm | 15-5085 | 15-5083 |
| VMX12N/NC/S/SC V-Max | 85-92 | 40x52x8/9.5mm | ———— | 15-2598 |
| VMX12E/EC-K/KC V-Max | 93-98 | 43x55x9.5/10mm | 15-5462 | 15-5053 |
| VMX12 V-Max, All | 99-07 | 43x55x9.5/10mm | 15-5523 | 15-5053 |

SHOP EQUIP & TOOLS
 HARD PARTS
 CARB & FUEL
 IGNITION/ELECTRICAL
 CONTROL
 SUSPENSION
 ACCESSORIES

FORK SEALS & FORK SEAL WIPER KITS

SHOP EQUIP & TOOLS

| YAMAHA Street Application | | | | |
|----------------------------------|-------|----------------------|--------------------|-----------|
| Application | Year | Fork Seal Dimensions | Fork/Dust Seal Kit | Fork Seal |
| XVZ12TK Venture | 1983 | 40x52x8/9.5mm | — | 15-2598 |
| XVZ12TDK Venture Royale | 1983 | 40x52x8/9.5mm | — | 15-2598 |
| XVZ12L/KC2 Venture | 1984 | 40x52x8/9.5mm | — | 15-2598 |
| XVZ12DKC2 Venture Royale | 1984 | 40x52x8/9.5mm | — | 15-2598 |
| XVZ12DL/DN Royale | 84-85 | 40x52x8/9.5mm | — | 15-2598 |
| XVZ13DS/DSC Royale | 1986 | 40x52x8/9.5mm | — | 15-2598 |
| XVZ13DT/DTC Royale | 1987 | 40x52x8/9.5mm | — | 15-2598 |
| XVZ13T/TC/U/UC Venture | 87-88 | 40x52x8/9.5mm | — | 15-2598 |
| XVZ13DW/DWC Vent Royale | 1989 | 40x52x8/9.5mm | — | 15-2598 |
| XVZ13DA/DAC Vent Royale | 1990 | 40x52x8/9.5mm | — | 15-2598 |
| XVZ13DB/DBC/DD/DDC | 91-92 | 40x52x8/9.5mm | — | 15-2598 |
| XVZ13DE/DEC Vent Royale | 1993 | 40x52x8/9.5mm | — | 15-2598 |
| XVZ13 Royal Star, All | 96-06 | 43x54x11mm | 15-5431 | 15-5084 |
| XV1600A Road Star, All | 99-03 | 43x54x11mm | 15-5431 | 15-5084 |
| XV1700 Road Star, All | 04-06 | 43x54x11mm | 15-5431 | 15-5084 |
| XV1900T Stratoliner, All | 06-08 | 46x58x10.5mm | — | 15-5089 |
| XV1900V Roadliner, All | 06-08 | 46x58x10.5mm | — | 15-5089 |
| XV19CX Raider, All | 2008 | 46x58x10.5mm | — | 15-5089 |

HARD PARTS

| YAMAHA ATV | | | | |
|-----------------------|-------|----------------------|--------------------|-----------|
| Application | Year | Fork Seal Dimensions | Fork/Dust Seal Kit | Fork Seal |
| YT175J/K Tri-Moto | 82-83 | 30x42x10.5mm | — | 15-1414 |
| YTM200K/L/N/EK/EL/ERN | 83-85 | 30x42x10.5mm | — | 15-1414 |
| YTM225DXK-DXN/DRN | 83-85 | 30x42x10.5mm | — | 15-1414 |
| YTZ250N | 1985 | 35x48x11mm | — | 15-1439 |
| YTZ250S | 1986 | 39x52x11mm | — | 15-5088 |

CARB & FUEL

YAMAHA Dual Sport/Offroad

| Application | Year | Fork Seal Dimensions | Fork/Dust Seal Kit | Fork Seal |
|------------------------|-------|----------------------|--------------------|-----------|
| YZ50G | 1980 | 26x37x10.5mm | — | 15-1413 |
| YZ60H/J/K | 81-83 | 26x37x10.5mm | — | 15-1413 |
| BW80S/T/U/A | 86-90 | 26x37x10.5mm | — | 15-1413 |
| MX80G/H/J | 80-82 | 26x37x10.5mm | — | 15-1413 |
| PW80K Y-Zinger | 1983 | 26x37x10.5mm | — | 15-1413 |
| PW80N Y-Zinger | 1985 | 26x37x10.5mm | — | 15-1413 |
| PW80B-R Y-Zinger | 91-03 | 26x37x10.5mm | — | 15-1413 |
| YZ80A/B/C/D/E | 74-78 | 27x39x10.5mm | — | 15-1410 |
| YZ80F/G/H/J | 79-82 | 30x42x10.5mm | — | 15-1414 |
| YZ80K-D | 83-92 | 33x45x10.5mm | — | 15-1417 |
| YZ80E1/F1/G1/H1/J1 | 93-97 | 36x48x8/9.5mm | 15-5075 | 15-2569 |
| YZ80K1/L1/M1/N1 | 98-01 | 36x48x8/9.5mm | 15-5075 | 15-2569 |
| YZ85P/R/S/T/V | 02-06 | 36x48x8/9.5mm | 15-5075 | 15-2569 |
| HT1/HT1B/HT1BM90 | 70-71 | 27x39x10.5mm | — | 15-1410 |
| TT-R90M/MC-T/ET | 00-05 | 26x37x10.5mm | — | 15-1413 |
| DT100A/B/C | 74-76 | 30x40.5x10.5mm | — | 15-1444 |
| DT100D-K | 77-83 | 27x39x10.5mm | — | 15-1410 |
| LT2/LT3/LT2M/LT2MX-100 | 72-73 | 27x39x10.5mm | — | 15-1410 |
| MX100A/B | 74-75 | 30x40.5x10.5mm | — | 15-1444 |
| MX100F/G/H/J/K | 79-83 | 27x39x10.5mm | — | 15-1410 |
| RT100A-M | 90-00 | 27x39x10.5mm | — | 15-1410 |
| YZ100C/D | 76-77 | 34x46x10.5mm | — | 15-1420 |
| YZ100E/F | 78-79 | 32x44x10.5mm | — | 15-1415 |
| YZ100G/H | 80-81 | 35x48x10.5mm | — | 15-1422 |
| YZ100J/K | 82-83 | 36x48x10.5mm | — | 15-1411 |
| AT1E125 | 1969 | 30x40.5x10.5mm | — | 15-1444 |
| AT1B/AT1C/AT2/AT3-125 | 70-73 | 30x40.5x10.5mm | — | 15-1444 |
| AT1M/AT1MB-125 | 69-70 | 30x40.5x10.5mm | — | 15-1444 |
| AT1MX/AT2M/AT2MX-125 | 71-73 | 30x40.5x10.5mm | — | 15-1444 |
| DT125A/B/C | 74-76 | 30x40.5x10.5mm | — | 15-1444 |
| DT125E | 1978 | 31x43x12.5mm | — | 15-1435 |
| DT125F/G/H | 79-81 | 32x44x10.5mm | — | 15-1415 |
| IT125G | 1980 | 32x44x10.5mm | — | 15-1415 |
| IT125H | 1981 | 35x48x10.5mm | — | 15-1422 |
| MX125A/B | 74-75 | 30x40.5x10.5mm | — | 15-1444 |
| MX125C | 1976 | 34x46x10.5mm | — | 15-1420 |
| TTR125 | 00-06 | 30x40.5x10.5mm | — | 15-1444 |
| XT125J/K/KC | 83-83 | 32x44x10.5mm | — | 15-1415 |
| YZ125A/B | 74-75 | 30x40.5x10.5mm | — | 15-1444 |
| YZ125C | 1976 | 34x46x10.5mm | — | 15-1420 |
| YZ125D/E/F/G | 77-80 | 36x48x10.5mm | — | 15-1411 |
| YZ125H/J/K | 81-83 | 38x50x8/9.5mm | — | 15-2567 |

IGNITION/ELECTRICAL

CONTROL

SUSPENSION

ACCESSORIES

| YAMAHA Dual Sport/Offroad | | | | |
|----------------------------------|-------|----------------------|--------------------|-----------|
| Application | Year | Fork Seal Dimensions | Fork/Dust Seal Kit | Fork Seal |
| YZ125L/N | 84-85 | 43x54x11mm | 15-5055 | 15-5084 |
| YZ125S/T | 86-87 | 43x55x10.5mm | — | 15-2564 |
| YZ125U | 1988 | 43x55x9.5/10mm | — | 15-5053 |
| YZ125W/A | 89-90 | 41x53x8/9.5mm | 15-5074 | 15-5083 |
| YZ125B/D1/E1/F1/G1 | 91-95 | 43x55x9.5/10mm | 15-5067 | 15-5053 |
| YZ125H1/J1/K1/L1 | 96-99 | 46x58x9.5/11mm | 15-5086 | 15-5095 |
| YZ125M1/N1/P/R | 00-03 | 46x58x9.5/11mm | 15-5086 | 15-5095 |
| YZ125S1/T1/SV | 04-08 | 48x58x11mm | — | 15-5488 |
| CT1/B/C/CT2/CT3-175 | 69-73 | 30x40.5x10.5mm | — | 15-1444 |
| DT175A/B/C | 74-76 | 30x40.5x10.5mm | — | 15-1444 |
| DT175E | 1978 | 31x43x12.5mm | — | 15-1435 |
| DT175F/G/H | 79-81 | 32x44x10.5mm | — | 15-1415 |
| IT175D/E/F/G/H | 77-81 | 36x48x10.5mm | — | 15-1411 |
| IT175J/K | 82-83 | 38x50x8/9.5mm | — | 15-2567 |
| MX175A/B | 74-75 | 30x40.5x10.5mm | — | 15-1444 |
| MX175F/G/H | 79-81 | 32x44x10.5mm | — | 15-1415 |
| TY175B/C | 75-76 | 30x40.5x10.5mm | — | 15-1444 |
| BW200N/S/ES/ET/EU | 85-88 | 33x45x10.5mm | — | 15-1417 |
| IT200L/N/S | 84-86 | 43x55x10.5mm | — | 15-2564 |
| TW200T/T1/V | 87-06 | 33x45x10.5mm | — | 15-1417 |
| WR200RD | 1992 | 41x53x8/9.5mm | 15-5074 | 15-5083 |
| XT200J/K/KC | 82-83 | 35x48x10.5mm | — | 15-1422 |
| TT225S/T | 86-87 | 36x48x11mm | 15-6126 | 15-2566 |
| TT225L/LC/RM/RMC | 00-01 | 36x48x11mm | 15-6126 | 15-2566 |
| TT-R225 | 01-03 | 36x48x11mm | 15-6126 | 15-2566 |
| TT-R225S/SC | 2004 | 36x48x11mm | 15-6126 | 15-2566 |
| XT225 Dual Sport | 93-06 | 36x48x11mm | 15-6126 | 15-2566 |
| DT1A/B/C/E/S-250 | 68-71 | 34x46x10.5mm | — | 15-1420 |
| DT2/DT3-250 | 72-73 | 34x46x10.5mm | — | 15-1420 |
| DT250A/B/C/D/E | 74-78 | 34x46x10.5mm | — | 15-1420 |
| DT250F | 1979 | 36x48x10.5mm | — | 15-1411 |
| DT1CMX-250 | 70-71 | 34x46x10.5mm | — | 15-1420 |
| DT1EMX-250/DT2MX250 | 70-72 | 34x46x10.5mm | — | 15-1420 |
| MX250/A/B | 73-75 | 34x46x10.5mm | — | 15-1420 |
| IT250D/E/F/G | 77-80 | 36x48x10.5mm | — | 15-1411 |
| IT250H/J | 81-82 | 38x50x8/9.5mm | — | 15-2567 |
| IT250K | 1983 | 43x55x10.5mm | — | 15-2564 |
| TT250G/H/J | 80-82 | 36x48x10.5mm | — | 15-1411 |
| TT250RL | 99-00 | 43x55x9.5/10mm | 15-5067 | 15-5053 |
| TT-R250N | 01-03 | 43x55x9.5/10mm | 15-5067 | 15-5053 |
| TT-R250S/T/V | 04-06 | 43x55x9.5/10mm | 15-5067 | 15-5053 |
| TY250A/C/D Trials | 74-77 | 34x46x10.5mm | — | 15-1420 |
| WR250ZB-ZJ | 91-97 | 43x55x9.5/10mm | 15-5067 | 15-5053 |
| WR250FN/FP/FR/FS | 01-04 | 46x58x9.5/11mm | 15-5086 | 15-5095 |
| WR250FT/V | 05-06 | 48x58x11mm | — | 15-5488 |
| XT250G/H/J/K/KC | 80-83 | 35x48x10.5mm | — | 15-1422 |
| XT250L/LC | 1984 | 36x48x10.5mm | — | 15-1411 |
| YZ250A/B | 74-75 | 34x46x10.5mm | — | 15-1420 |
| YZ250D/E/F/G | 77-80 | 38x50x8/9.5mm | — | 15-2567 |
| YZ250 | 81-87 | 43x55x10.5mm | — | 15-2564 |
| YZ250U | 1988 | 43x55x9.5/10mm | — | 15-5053 |
| YZ250W/A | 1989 | 41x53x8/9.5mm | 15-5074 | 15-5083 |
| YZ250B | 91-95 | 43x55x9.5/10mm | 15-5067 | 15-5053 |
| YZ250 | 96-00 | 46x58x9.5/11mm | 15-5086 | 15-5095 |
| YZ250N1/P/R | 01-03 | 46x58x9.5/11mm | 15-5086 | 15-5095 |
| YZ250S1/T1/V1 | 04-08 | 48x58x11mm | — | 15-5488 |
| YZ250FN/FP/FR | 01-03 | 46x58x9.5/11mm | 15-5086 | 15-5095 |
| YZ250FS/FT/FV | 04-06 | 48x58x11mm | — | 15-5488 |
| YZ250WRW/WRA | 89-90 | 41x53x8/9.5mm | 15-5074 | 15-5083 |
| BW350U | 1988 | 33x45x10.5mm | — | 15-1417 |
| TT350S/T | 86-87 | 41x54x11mm | — | 15-5087 |
| TY350N/S Trials | 85-86 | 36x48x10.5mm | — | 15-1411 |
| XT350N/NC-K/KC | 85-98 | 36x48x10.5mm | — | 15-1411 |
| RT1M/MX360 | 70-73 | 34x46x10.5mm | — | 15-1420 |
| DT360A/B Enduro | 74-75 | 34x46x10.5mm | — | 15-1420 |
| MX360/A | 73-74 | 34x46x10.5mm | — | 15-1420 |
| YZ360A/B | 74-75 | 34x46x10.5mm | — | 15-1420 |
| DT400B/C/D/E | 75-78 | 34x46x10.5mm | — | 15-1420 |

FORK SEALS & FORK SEAL WIPER KITS

| YAMAHA Dual Sport/Offroad | | | |
|---------------------------|-------|----------------------|-------------------------------|
| Application | Year | Fork Seal Dimensions | Fork/Dust Fork Seal Kit Seals |
| IT400C/D/E/F | 76-79 | 36x48x10.5mm | 15-1411 |
| MX400B | 1975 | 34x46x10.5mm | 15-1420 |
| YZ400D/E/F | 77-79 | 38x50x8/9.5mm | 15-2567 |
| YZ400FK/FL | 98-99 | 46x58x9.5/11mm | 15-5086 15-5095 |
| WR400FK/FL/FM | 98-00 | 46x58x9.5/11mm | 15-5086 15-5095 |
| IT425G | 1980 | 36x48x10.5mm | 15-1411 |
| WR426FN/FP | 01-02 | 46x58x9.5/11mm | 15-5086 15-5095 |
| YZ426FM/FN/FP | 00-02 | 46x58x9.5/11mm | 15-5086 15-5095 |
| WR450FR/FS | 03-04 | 46x58x9.5/11mm | 15-5086 15-5095 |
| WR450FT /FV | 05-06 | 48x58x11mm | 15-5488 |
| YZ450FR | 2003 | 46x58x9.5/11mm | 15-5086 15-5095 |
| YZ450FS/FV | 04-06 | 48x58x11mm | 15-5488 |
| IT465H/J | 81-82 | 38x50x8/9.5mm | 15-2567 |
| YZ465G | 1980 | 38x50x8/9.5mm | 15-2567 |
| YZ465H | 1981 | 43x55x10.5mm | 15-2564 |
| IT490K/L | 83-84 | 43x55x10.5mm | 15-2564 |
| YZ490J/K/L/N/S/T | 82-87 | 43x55x10.5mm | 15-2564 |
| YZ490U/W/A | 88-90 | 43x55x9.5/10mm | 15-5053 |
| SC500 /A Scrambler | 73-74 | 34x46x10.5mm | 15-1420 |
| TT/XT500C/D/E/F/G/H | 76-81 | 36x48x10.5mm | 15-1411 |
| WR500ZD/ZE | 92-93 | 43x55x9.5/10mm | 15-5067 15-5053 |
| XT550J/K | 82-83 | 38x50x8/9.5mm | 15-2567 |
| TT600K/L/N/S | 83-86 | 43x55x10.5mm | 15-2564 |
| XT600L/LC~EG/EGC | 84-95 | 41x53x10.5mm | 15-2563 |



EXCLUSIVE

K&L 48MM FORK SEAL DRIVER

Our most popular single-size split seal driver, fits many late-model dirt bikes. (YM-A0948-A)

35-0948 K&L 48mm Split Driver




35-7521



K&L ADJUSTABLE SPLIT FORK SEAL DRIVER SETS

Replace fork seals without removing the inner fork tube from the T-clamp.

- 35-7521** Adjustable Split Fork Seal Driver Set (35mm - 46mm)
Set includes: one Split Seal Driver and seven Seal Guides: 35mm, 36mm, 38mm, 41mm, 43mm, 45mm, & 46mm.
- 35-7571** Large Adjustable Split Fork Seal Driver Set (47mm-50mm)
Set includes: one Split Seal Driver and three Seal Guides: 47mm, 49mm, & 50mm.
- 35-7568** Adjustable Split Fork Seal Driver Set, Harley-Davidson®
Set includes: one Split Seal Driver and three Seal Guides 35mm, 39mm, 41mm. Use for OEM H-D® KYB & Showa forks.

REPLACEMENT SEAL GUIDES (ADAPTERS) Sold each.

| | |
|---------------------|---------------------|
| 35-7522 35mm | 35-7538 45mm |
| 35-7523 36mm | 35-7565 46mm |
| 35-7559 38mm | 35-7567 47mm |
| 35-7566 39mm | 35-7572 48mm |
| 35-7560 41mm | 35-7569 49mm |
| 35-7562 43mm | 35-7570 50mm |

REPLACEMENT SPLIT SEAL DRIVERS Sold each.

- 35-7576** Split Seal Driver-fits 35, 36, 38, 39, 41, 43, 45 & 46mm adapters
- 35-7577** Split Seal Driver-fits **35-7567** (47mm), **35-7569** (49mm) & **35-7570** (50mm)



STEERING STABILIZER

Similar to Kawasaki OEM 46117-006. Variable force, oil-filled hydraulic steering damper has a seven-point adjustment range in 20 lb. increments. Brackets not included. Sold each. **Made in Japan.**

30-6550 Steering Stabilizer (non-rebuildable)

35-5997
Stand Only,
No Base



PARK TOOL WORK STANDS

Work stands are designed to safely and securely hold odd shaped components such as stanchions, sliders, rear shocks, pistons, and carbs. The 360° rotation of the clamp makes servicing from all angles a breeze. These work stands feature adjustable clamping pressure for components up to 4 inches (100mm) in diameter. Non-marring, replaceable jaw inserts provide a firm grip on components up to 80 lbs..



35-5999 Plate
sold separately

- 35-5997** PRS-3MLB Work Stand. Height Adjusts from 50 to 60 " Includes aluminum tool tray. **Note: Base not included.**
- 35-5999** Floor Plate for 35-5997. Allows stand to be mounted to floor, truck bed, or any flat surface. This plate is not intended to convert PRS-3MLB to a freestanding unit.
- 35-5000** PRS-4M Bench Mounted Work Stand. Attaches easily to any flat surface. (fasteners not included)
- 35-4999** PRS-4WM Wall Mounted Work Stand. Designed to easily mount to any post or wall stud. (fasteners not included)
- 35-4990** Replacement Jaw Covers for all workstands shown

SHOP EQUIP & TOOLS

HARD PARTS

CARB & FUEL

IGNITION/ELECTRICAL

CONTROL

SUSPENSION

ACCESSORIES

K&L FORK SEAL REFERENCE CHART

| | FORK SEAL DIMENSIONS | Mfg. | K&L Part NUMBER | HONDA OEM REF P/N | KAWASAKI OEM REF P/N | SUZUKI OEM REF P/N | YAMAHA OEM REF P/N |
|-------------------------------|-----------------------------|--------------|----------------------------|---|--|---|---|
| SHOP EQUIP & TOOLS | 26x37x10.5mm | ARS | 15-1413 | | | 51153-03400 | 1RY-23145-00-00 3RV-23145-00-00 |
| | 27x39x10.5mm | ARS | 15-1410 | 51490-GN1-013 51490-149-840 90756-149-841 | 92049-1075 92049-1076 92049-1319 | 51153-13200 51153-39140 | 93110-27010-00 |
| | 30x40.5x10.5mm | ARS | 15-1444 | | 92049-1049 | 51153-08011 51153-29400 | 137-23145-01-00 33J-23145-00-00 |
| | 30x42x10.5mm | ARS | 15-1414 | 51490-GS9-305 91255-169-003 | 92049-1069 | 51153-48420 | 93110-30013-00 |
| HARD PARTS | 30x42x11mm | ARS | 15-5062 | | 92049-1069 | K9204-91069 | |
| | 31x43x10mm | ARS | 15-1428 | 51490-GC4-700 51490-GAA-305 51490-KC5-305 51490-446-305 51490-446-770 | 92049-1080 | | |
| | 31x43x12.5mm | ARS | 15-1435 | 51490-436-305 | 44009-018 | | 2A6-23145-00-00 |
| | 32x44x10.5mm | ARS | 15-1415 | | 44009-025 | 51153-05300 51153-29420 | 2K5-23145-00-00 |
| CARB & FUEL | 33x45x10.5mm | ARS | 15-1417 | | 92049-1179 | | 22W-23145-L0-00 |
| | 33x46x10.5mm | ARS | 15-1437 | 91255-312-003 | | | 1L9-23145-00-00 |
| | 33x46x11mm | ARS | 15-5063 | 91255-413-881 51490-473-305 51490-413-305 51490-GC4-830 51490-KB9-305 | 92049-1340 92049-1524 | 51153-02B00 K9204-91524 | |
| | 34x46x10.5mm | ARS | 15-1420 | | 44009-026 | 51153-16511 | 584-23145-50-00 |
| IGNITION/ELECTRICAL | 35x47x10.5mm | ARS | 15-1438 | European Applications: Models with 35mm Forks-35mm Boge, Ceriani, and Telesco Forks,AJS, Bultaco, Can-Am, CZ, Early Husqvarna, Montesa, Moto-Guzzi, Ossa, Penton, Puch, Rokon, KTM /Betor Forks | | | |
| | 35x48x8/9.5mm | ARS | 15-1433 | | | | 4G0-23145-00-00 |
| | 35x48x10.5mm | ARS | 15-1422 | 51490-KE1-305 | 44009-016 92049-1252 92049-1350 | 51153-16410 | 341-23145-51-00 93110-35019-00 |
| | 35x48x11mm | ARS | 15-1439 | 91255-KBH-003 51490-GS2-305 | 92049-1089 | 51153-19D10 51153-34010 51153-40A00 | 38W-23145-00-00 |
| CONTROL | 36x48x8/9.5mm | NOK | 15-2569 | | 92049-1193 92049-1394 | 51153-16730 | 4ES-23145-00-00 48Y-23145-00-00 |
| | 36x48x10.5mm | ARS | 15-1411 | 51490-KK0-305 | 44009-024 92049-1009 92049-1216 | | |
| | 36x48x11mm | ARS | 15-2566 | | 92049-1226 | | 1KH-23145-00-00 2AJ-23145-00-00 3J6-23145-00-00 |
| | 37x48x10.5mm | ARS | 15-5587 | 51495-467-405 91255-444-003 | | | |
| SUSPENSION | 37x48x12.5mm | ARS | 15-2597 | 91255-467-405 | | | |
| | 37x49x8/9.5mm | NOK | 15-2562 | | 92049-1435 | 51153-00A00 51153-08C20 51153-49001 | 41Y-23145-00-00 |
| | 37x50x11mm | ARS | 15-2561 | 51490-KAZ-003 51490-KR6-305 51490-GBF-J21 51490-GBF-831 51490-ML7-305 91255-461-003 | 92049-1421 92049-1418 | 51153-25D00 51153-45200 51153-03B30 | |
| | 38x50x8/9.5mm | NOK | 15-2567 | | 92049-1178 | 51153-20A00 | 3EN-23145-00-00 |
| ACCESSORIES | 38x50x8/10.5mm | NOK | 15-6275 | | | | 4DN-23145-00-00 |
| | 38x50x10.5mm | ARS | 15-1421 | 91255-KA3-701 | 92049-1042 92049-1180 | 51153-14140 51153-40300 | |
| | 38x52x11mm | ARUSU | 15-1412 | | 92049-1230 | | |
| | 39x51x8/10mm | NOK | 15-5091 | 51490-MR1-671 | 92049-1343 | | 1AE-23145-00-00 |
| | 39x52x11mm | ARS | 15-5088 | 51490-MB9-782 51490-MG2-872 91255-463-305 | | 51153-19D00 | 3XV-23145-00-00 |
| | 40x52x8/9.5mm | ARS | 15-2598 | | 92049-1251 | | 1NL-23145-00-00 |

K&L FORK SEAL REFERENCE CHART

| FORK SEAL DIMENSIONS | MFG. | K&L Part NUMBER | HONDA OEM REF P/N | KAWASAKI OEM REF P/N | SUZUKI OEM REF P/N | YAMAHA OEM REF P/N |
|----------------------|------|-----------------|--|--------------------------------------|---|---|
| 41x53x8/9.5mm | NOK | 15-5083 | 51490-KT1-305 51490-KZ1-671 51490-MBA-003 | 92049-1356 | 51153-27C20 51153-44B00 | 4EB-23145-00-00 4EB-23145-01-00 |
| 41x53x8/10.5mm | NOK | 15-5079 | 51490-MCK-A01 | 92049-1494 | 51153-14F00 | |
| 41x53x10.5mm | ARS | 15-2563 | 91255-KA4-004 | 92049-1245 92049-1295 | | 43F-23145-10-00 |
| 41x54x11mm | ARS | 15-5087 | 51490-KAE-003 51490-MEE-D01 51490-MN8-305 | 92049-1363 92049-072 92049-058 | 51153-08D00 | 3MA-23145-00-00 |
| 43x54x9.5/10mm | NOK | 15-5072 | 51490-ML3-305 | | | |
| 43x54x11mm | NOK | 15-5084 | 51490-KA3-711 51490-KA3-731 51490-KA4-831 51490-KS6-305 51490-MCF-000 51490-MR7-305 | | 51153-14D00 51153-27G00 | 55Y-23145-L0-00 4EB-23145-00-00 4NK-23145-00-00 |
| 43x55x9.5/10mm | NOK | 15-5053 | 51490-KZ4-305 | 92049-1373 92049-1392 | 51150-01890 51153-46E20 51153-02FA0 | 5VU-23145-L0-00 4PU-23145-01-00 5PW-23145-00-00 |
| 43x55x10.5mm | ARS | 15-2564 | 91255-KA4-701 | 92049-1295 | 51153-14330 | 23X-23145-L0-00 |
| 45x57x11mm | MCI | 15-5081 | 51490-KZ3-810 51490-KZ3-821 51490-MW0-003 51490-MCA-003 | | 51153-28E30 51153-34E00 | |
| 46x58x9.5/11mm | NOK | 15-5095 | 51490-MAC-741 51490-KZ4-J11 51490-KZ4-J21 | 92049-1504 92049-1440 | 51153-37F00 | 5UN-23145-L0-00 |
| 46x58x10.5mm | NOK | 15-5089 | | 92049-1495 | 51153-42F00 | |
| 47x58x10mm | NOK | 15-6298 | 51490-KZ3-B01 51490-KZ3-J11 51490-KZ3-J31 51490-MEN-003 | | 51153-36F00 | |
| 48x58x11mm | NOK | 15-5488 | | 92049-1599 92049-056 | K9204-91599 | 1C3-23145-L0-00 5UN-23145-L0-00 5XE-23145-L0-00 |
| 49x60x10mm | NOK | 15-6297 | | 92049-S058 92049-0044 | 51153-36E00 | |

SHOP EQUIP & TOOLS

HARD PARTS

CARB & FUEL

IGNITION/ELECTRICAL

CONTROL

SUSPENSION

ACCESSORIES

K&L RAZORBACK SHOCK SPRING TOOL

The Shock Spring Tool that does it all. Single Shocks, Dual Shocks, even Piggyback Reservoir shocks can be safely handled with this tool. The Razorback even has a tab for clamping in your bench vise, making spring changes safe, simple, and profitable.

35-9406 Razorback Shock Spring Tool



K&L REGULATED NITROGEN FILLING SYSTEM

Nitrogen filling system with regulator to control pressurization. High pressure schrader extension allows access to recessed schrader valves; 350 psi max. output is limited by an ASME certified relief valve. High pressure schrader adapter completes the system.

Nitrogen Tank Not Included

37-9907 K&L Regulated Nitrogen Filling System

NOTE: Standard cores should not be used due to their 200 psi rating.

SCHRADER TO NEEDLE ADAPTER

For suspension systems which use a self sealing bladder. Features a schrader inlet with a needle holder outlet.

37-5930 Schrader to Needle Adapter

HIGH PRESSURE SCHRADER VALVE CORES

Pack of 10 high pressure schrader valve cores. Rated to 550 psi.

37-9920 High Pressure Schrader Valve Cores



37-5930

37-9920

CYCLE DOCK, POP CHOCKS & TIE-DOWNS

SHOP EQUIP & TOOLS

HARD PARTS

CARB & FUEL


IGNITION/ELECTRICAL

CONTROL

SUSPENSION

ACCESSORIES

New!



K&L MC15R CYCLE DOCK

The MC15R Cycle Dock self locking clamp allows one person to load and unload a motorcycle in a trailer, pickup truck or on a service lift. The pivot mechanism uses the weight of the bike to hold itself upright, leaving your hands free to secure the bike. **Use the supplied mounting rails** to mount the Dock into a trailer or pickup truck. The rails mount to the deck so you can slide the Dock out freeing up your truck or trailer for other uses. The kit includes two mounting rails. UPS shippable.

Note: Tie-Downs recommended.

- | | | |
|----------------|----------------------------|------------------------|
| 36-4090 | K&L MC15R Cycle Dock | Patents |
| 37-0311 | Replacement Rocker Pin | 6,575,310 & |
| 36-0308 | Replacement Support Arm | 6,935,619 |
| 35-0328 | Replacement Mounting Rails | |



New!




36-8896



CARGO BUCKLE SELF-RETRACTING TIE-DOWNS

Securing gear with traditional tie-downs can be a hassle. Whether it's lost time on the job site, on the driveway or on vacation, securing gear can be a fumbling, time-wasting exercise that often results in loads that are inadequately secured. The CargoBuckle® professional grade retractable ratchet tie-down system takes the hassle out of securing gear. Longer, heavier web enables you to tie down more equipment in more applications, just hook, ratchet, and go!

- | | |
|----------------|--|
| 36-3894 | Cargo Buckle Retractable Tie-Down |
| | 2" W x 72" L, 3,500 lb break strength |
| | Safe working load-1167 lbs. |
| 36-8896 | S-Hook Adapter Strap Perfect for |
| | hooking up to tie-down points on |
| | pick-up trucks vans and trailers. |
| | Sold in pair. Rated capacity: 2,500 lbs. |
| | 9.5" length, Safe working load-833 lbs. |



CANYON DANCER BAR HARNESS

Canyon Dancers Extend your tie-down capabilities while protecting body panels, and tanks. The new Bar-Harness II has some changes over older models, the biggest being the glass filled injection molded polycarbonate cup with steel lay-in that replaces the old handlebar cuff. The cups eliminate possible damage to soft grips, while holding the cross straps further out on the bars to better clear a wider variety of fairings. The steel D-ring "lay-ins" prevent losses even after many years of weather and abuse begin to weaken the polycarbonate cup. Your customer still has a choice since the old Bar-Harness will always be available, so be sure and keep both in stock!

Regular Model (Bars up to 32" wide)

- | | | | |
|----------------|----------------------|----------------|------------------------|
| 36-9615 | Black with red cuffs | 36-9610 | Black with black cuffs |
|----------------|----------------------|----------------|------------------------|

Bar Harness II Short. (Bars up to 28" wide)

- | | |
|----------------|-----------------------|
| 36-9617 | Black with black cups |
|----------------|-----------------------|

Bar Harness II Std. (Bars up to 32" wide)

- | | |
|----------------|-----------------------|
| 36-9618 | Black with black cups |
|----------------|-----------------------|

Bar Harness II X-Wide. (Bars up to 36" wide)

- | | |
|----------------|-----------------------|
| 36-9619 | Black with black cups |
|----------------|-----------------------|



TIE-DOWNS

1" wide by 6' long 2700 lb. rating.

- | | | | |
|----------------|-------|----------------|-----|
| 36-8339 | Black | 36-8335 | Red |
|----------------|-------|----------------|-----|



TIE-DOWN EXTENSIONS

Extend your tie-down capabilities while protecting body panels and other surfaces from damage. 1" x 18" long, 2700 lb. strap strength. Sold in pairs.

- | | | | |
|----------------|-------|----------------|-----|
| 36-6600 | Black | 36-6602 | Red |
|----------------|-------|----------------|-----|

STANDARD CARGO NETS

Standard Cargo nets measure approximately 15" x 15" and includes six hooks made of durable vinyl-coated metal. Sold each.

- | | | | |
|----------------|------|----------------|-------|
| 36-5128 | Red | 36-3536 | Black |
| 36-2828 | Blue | | |

CARGO NETS w ADJUSTABLE HOOKS

Adjustable cargo nets measure 15" x 15" and come with six nylon adjusting hooks. Sold each.


- | | | | |
|----------------|------|----------------|-------|
| 36-2839 | Red | 36-2840 | Black |
| 36-2841 | Blue | | |



POP CHOCK

Hold the front wheel of any street or dirt bike with removable Pop Chocks. Hardware is included. Sold each.

- | | |
|----------------|-------------------------------|
| 36-8988 | Pop Chock Chrome |
| 36-8882 | Pop Chock additional hardware |



K&L WORKMAT & FENDER PROTECTOR

Tired of looking for towels, clean rags, or whatever else you can dig up to try and prevent scratches and dings? These are the answer! The fender protectors shape allows it to wrap around the top and sides of most front fenders, even Full-Dressers. The foam construction is kind to paint, and helps avoid damaging paint and chrome trim. The WorkMat can be used anywhere temporary protection is needed. It's 24" x 24" size is large enough so it can be draped over frame rails, tanks & cowlings. It can even be used on top of your workbench to layout parts during and before assembly. The textured finish of the mat prevents small parts from rolling off the bench, and will not harm delicate parts.

Available in Blue and Black, Sold Each.

- 36-3240 WorkMat, Blue
- 36-3241 WorkMat, Black
- 36-3242 Fender Protector, Blue
- 36-3243 Fender Protector, Black



36-3243

36-3241



EMGO UNIVERSAL SPORT FAIRING

Made from high impact plastic. Comes complete with tinted windshield, mounting hardware and mounting instructions.

25-5448 Viper 7" Round Headlight

Note: Modification may be needed to fit.

REPLACEMENT WINDSHIELD

25-3640 Tinted Viper Shield



Note: Not for use in applications where maximum temperature exceeds 212° F or 99.9° C.



WATER TEMPERATURE GAUGE

Digital display gauge displays temperature up to 99.9° C (212° F.) Compact size mounts easily with velcro attachment. **Made in Japan.**

22-1128 Water Temperature Gauge

22-1141 Water Temperature Sending unit only for 22-1128

MINI REFLECTORS

This tub of mini-reflectors is perfect for counter display. Reflectors can be used for license plates or many of other uses.

23-8426 Red, tub of 150

23-8250 Blue, tub of 150



16-2511



16-2500

HIGH PERFORMANCE MUFFLER PACKING

For any vehicle with a repackable muffler.

16-2500 Flexible bonded fiber. Ideal for mufflers with unique shapes.

16-2511 Steel Wool and Wire Cloth. Ideal for 4-stroke mufflers.



LICENSE PLATE FASTENERS

These handy fasteners come in a bag of 100 pcs, and include a Phillips head bolt, 2 flat washers, & a nylock nut. Perfect for front counter use or in PDI.

23-8427 License Plate fasteners

POLICE BIKE SKID PLATES

This protective skid plate mounts onto the floorboard. Sold each.

Note: Black floorboard not available
OEM P/N 13169-1011



30-8349 KZ1000C/P Police Bikes
1978-2002

KAWASAKI METER BASE COVERS

Chrome cover designed to "dress up" instrument with a custom look. Kawasaki early model KZ650/750/900/1000. Sold pairs. (Speedo/Tach)



22-2740 Meter Base Covers



Displays can be read at all times & are powered by the spark plug lead.

22-2243 Hour Meter

22-2244 Vibration Meter

22-2245 Hour/Tach Meter

EMGO MIRRORS

SHOP EQUIP & TOOLS



28-3773, 28-3772



28-3833, 28-3834



28-3226, 28-3227

YAMAHA R1/R6 MIRRORS

Fits R1 (98-01), R6 (99-01). Sold each.

28-3227 Left side fairing mount

28-3226 Right side fairing mount

HARD PARTS



28-3856



28-3860

YAMAHA YZF600/750 MIRRORS

Fits YZF600/750 (94-98), FZR1000 (1995). Sold each. **Note:** Yamaha mirrors listed are black and will fit applications that use OEM white mirrors.

28-3818 Left side fairing mount

28-3817 Right side fairing mount



28-3818, 28-3817

SUZUKI GSX-R STYLE MIRRORS Sold each.

28-3773 Left side fairing mount GSX-R600W (92-93), GSX-R750 (91-95) & GSX-R1100 (93-98)

28-3772 Right side fairing mount GSX-R600W (92-93), GSX-R750 (91-95) & GSX-R1100 (93-98)

28-3834 Left Side fairing mount GSX-R600 (97-00), GSX-R750 (96-99) & RF600R/RF900R all

28-3833 Right Side GSX-R600 (97-00), GSX-R750 (96-99) & RF600R/RF900R all

28-3858 Left Side fairing mount GSX-R600 (2001), GSX-R750 (00-01), GSX-R1000 (2001) & GSX1300R Hayabusa

28-3856 Right Side fairing mount GSX-R600 (2001), GSX-R750 (00-01), GSX-R1000 (2001) & GSX1300R Hayabusa

28-3860 Left Side fairing mount GSX-R600/750/1000 (2002)

28-3859 Right Side fairing mount GSX-R600/750/1000 (2002)

YAMAHA V-MAX MIRRORS

Fits XJ700/XV700/XV750/XV1100 Virago and VMX12 V-Max (all). Sold each.

28-3801 Left side

28-3794 Right side



28-3801, 28-3794

CARB & FUEL

IGNITION/ELECTRICAL



28-3225



28-3770, 28-3765



28-3228



28-3230

CONTROL



28-3221

YAMAHA CRUISER MIRRORS

Fits XV1600 Road Star (99-01), XVS1100/A V-Star (99-01), XVS650 V-Star (98-01), and XVZ13 Royal Star (96-01). Sold each.

28-3230 Left side

28-3228 Right side

SUSPENSION

SUZUKI GSX KATANA STYLE MIRROR Sold each.

28-3770 Left side fairing mount GSX600/750 Katana (88-97)

28-3765 Right side fairing mount GSX600/750 Katana (88-97)

28-3225 Left side fairing mount GSX600/750 Katana (98-01)

28-3221 Right side fairing mount GSX600/750 Katana (98-01)



28-4006

DELUXE GP MIRRORS

Sold in Pairs. 10mm mount.

28-3779 Short stem-universal



28-3779

BAR END WEDGE MIRROR

Fits 7/8" handlebar RH or LH side. Sold each.

28-5208 Matte Black



28-5208

SPORT CRUISER

Sold in pairs and each.

28-4006 Chrome with 10mm mount for Hon/Kaw/Suz or universal applications. Sold each.

28-2300 RH Chrome with 10mm mount for Yamaha only (reverse thread). Sold each.

28-3789 Chrome for Yamaha with RH reverse thread. Sold in pairs.

ACCESSORIES



GL1100



GL1200

HONDA GOLDWING FAIRING MOUNT MIRRORS

Sold each and pairs where indicated.

- 28-8792** GL1200A/I (85-87), Left side fairing mount (each) black
- 28-8791** GL1200A/I (85-87), Right side fairing mount (each) black
- 28-3096** GL1100/A/I (80-83), *Pair* Left & Right chrome
- 28-3130** GL1100/A/I (80-83), Left side fairing mount (each) chrome
- 28-3131** GL1100/A/I (80-83), Right side fairing mount (each) chrome

28-3780, 28-3782



HONDA CBR900RR MIRRORS

Replacement mirrors for CBR900RR 93-97. Sold each.

- 28-3782** Left side fairing mount
- 28-3780** Right side fairing mount

HONDA CBR/VFR MIRRORS

Replacement mirrors for CBR and VFR. Available in stock replacement or carbon look style.

Fits Honda CBR600F2/F3 Hurricane, VF750F (90-97) and CBR1000F (93-97) Sold each.

- 28-3116** Left side fairing mount
- 28-3114** Right side fairing mount



28-3114, 28-3116



28-3006

28-3047

HONDA CBR600F4/RC51 MIRRORS

Replacement mirrors for CBR600F4 (99-01) and RC51 (00-01). Sold each.

- 28-3047** Left side fairing mount
- 28-3006** Right side fairing mount



28-3048

28-3052

HONDA CBR929RR MIRRORS

Replacement mirrors for CBR929RR 00-01. Sold each.

- 28-3052** Left side fairing mount
- 28-3048** Right side fairing mount



28-3792, 28-3793

28-3219




28-3235, 28-3236

HONDA CBR600RR / CBR1000RR MIRRORS

Replacement mirrors for CBR600 and 1000.

Fits 2003-2005 models, Sold each. (L&R)

- 28-3235** Left side fairing mount
- 28-3236** Right side fairing mount



28-3090

28-3157

KAWASAKI NINJA ZX7 750 MIRRORS

With rubber mounting boot. Fits EX500 (94-00), ZX600F Ninja ZX6R (95-97), ZX750H/J/K/L/M/N/P Ninja ZX7 & ZX7R (89-00). Sold each.

- 28-3793** Left side fairing mount, black
- 28-3792** Right side fairing mount, black
- 28-3157** Left side fairing mount, white
- 28-3090** Right side fairing mount, white
- 28-3219** Left side fairing mount, green
- 28-3172** Right side fairing mount, green



28-3085, 28-3086

KAWASAKI NINJA ZX6R/ZX9R MIRRORS

Fits ZX600 Ninja ZX-6R (98-01), and ZX900 Ninja ZX-9R (98-01) Sold each.

- 28-3086** Left side fairing mount
- 28-3085** Right side fairing mount

SHOP EQUIP & TOOLS

HARD PARTS

CARB & FUEL

IGNITION/ELECTRICAL

CONTROL

SUSPENSION

ACCESSORIES

SHOP EQUIP & TOOLS

HARD PARTS

CARB & FUEL

IGNITION/ELECTRICAL

CONTROL

SUSPENSION

ACCESSORIES



Congratulations to Ack-Attack and Top-1 October 2008 360.913 M.P.H. at Bonneville. Worlds Fastest Motorcycle!



TOP 1 OIL PRODUCTS

K&L is proud to be the exclusive U.S. Distributor for Top 1 Oil. With over 25 years experience producing high performance oils, Top-1 is ready to provide you and your customers with a better choice. Whether being used in the prestigious Paris-Dakar rally, Moto GP rider Casey Stoner's LCR Honda, or the awesome Ack-Attack streamliner that ran over 342 M.P.H. at Bonneville in September 2006, Top-1 Oil delivers performance that is second to none.

SMO8000 FULL SYNTHETIC MOTOR OIL

Provides protection and performance up to four times greater than mineral based oils. Reduce engine temperature and wear while offering increased performance and fuel economy.

- 35-3540 5W-50, 1 litre. bottle **Mfg# 10701-1**
- 35-3541 5W-50, 4 litre. bottle **Mfg# 10705-1**
- 35-3542 15W-50, 1 litre. bottle **Mfg# 10702-1**
- 35-3543 15W-50, 4 litre. bottle **Mfg# 10706**

SMO7000 SYNTHETIC BLEND MOTOR OIL

Prevents clutch slippage, and is ideal for motorcycles with catalytic converters. Protects against thermal breakdown & engine rusting.

- 35-3544 10W-40, 1 litre. bottle **Mfg# 10789-2**

PRO RACING 4T SYNTHETIC BLEND MOTOR OIL

Same benefits as SMO7000 in a 20W50 viscosity

- 35-3545 20W-50, 1 litre. bottle **Mfg# 10789**

PRO RACING 2T TWO-STROKE SYNTHETIC BLEND

High level protection with higher lubricity than conventional oils. Lower particulate emissions help reduce carbon build-up in exhaust systems. Suitable for pre-mix and auto-injection applications.

- 35-3546 2-Stroke Blend, 1 litre. bottle **Mfg# 10779**

FOUR-STROKE PETROLEUM BASE MOTOR OIL

For customers that prefer a mineral based motor oil. High quality basestocks ensure a long service life at a reasonable price.

- 35-3549 20W-50 1 litre. bottle **Mfg# 10281**

GEAR OIL (80W-90)

Ideal for high heat, high load applications. The EP additive package offers superior wear protection and extended gear life.

- 35-3548 80W-90 Gear Oil, 1 qt. bottle **Mfg# 10734**

ATF

This ATF offers exceptional thermal stability for faster circulation in cold weather use. DEXRON and MERCON approved.

- 35-3547 ATF, 1 qt. bottle **Mfg# 10751**



RED LINE TWO STROKE OILS

Red Line Two Stroke Oils are blended from basestocks that provide the highest film strength and greatest affinity for hot metal. Red Line's two-stroke oils can be mixed with fuel at much higher ratios than castor or blends (up to 50:1). These superior high-temp lubricants provide excellent scuff protection and cleanliness while Red Line's low carbon residue dramatically reduces plug fouling and smoke. All Red Line two cycle lubricants exceed BIA TC-W requirements

- 35-2057** Two-Stroke Racing-16 oz. bottle
- 35-2059** Two-Stroke Racing-1 gallon bottle
High performance and modified racing 2-strokes (watercooled and air cooled engines)
- 35-3017** Two-Stroke Smokeless-16 oz. bottle
High performance synthetic for water and air cooled two cycle engines
- 35-2017** Two-Cycle Allsport-16 oz. bottle
Designed to provide maximum power and the greatest protection and cleanliness. For premix or injection.
- 35-2142** Two-Stroke Personal Watercraft Injection-1 gallon bottle
Exceeds BIA and NMMA TDW performance. For premix or injection. Personal Watercraft and Marine outboards

MTL MANUAL TRANSMISSION LUBRICANT

Satisfies the viscosity requirements of 75W70 & 80W gear oil and SAE 30, SAE 10w30 and SAE 5w30 motor oil.

- Quicker upshifting & downshifting
- Eliminates notchy shifting even when cold
- High performance gear protection
- Excellent for high or low mileage transmissions
- Preferred gear oil for Big-Twin primary chaincase

- 35-2004** MTL-70W80W GL-4 1 qt. bottle



RED LINE ASSEMBLY LUBE

Provides three-times greater film strength than conventional black Molybdenum Disulfide Greases. This product clings to surfaces and is an excellent rust inhibitor allowing the storage of parts for years. Used by factory teams for complete motorcycle and engine assembly.

- 35-2068** Assembly Lube: 4 oz tub



RED LINE SUSPENSION FLUIDS

These synthetic fluids provide excellent resistance to fade and aeration with a very low viscosity. Made with stable, high-temp basestocks and is not the thickened kerosene or light mineral oil base of most HVI suspension fluids. Extra Light works exceptionally well in Showa and Kayaba front MX forks; LightWeight is best for rear shocks. Sold each 16 fl.oz. bottle.

- 35-2075** Like Water Suspension Fluid
- 35-2078** Extra Light (2.5 wt.)
- 35-2088** Light Weight (5 wt.)
- 35-2089** Medium Weight (10 wt.)
- 35-2109** Heavy Weight (30 wt.)



RED LINE RACE, STREET, & MOTORCYCLE OILS

Red Line has gained a reputation as the ultimate lubricant; and are made from the most thermally stable synthetic basestocks available. Race Oil provides the best high-temperature lubrication and has a higher film strength than any petroleum or synthetic product marketed. Though straight grade, their low temp. properties make them exceptional multigrades. Not recommended for Street use. Street oils are formulated for wear protection across a wide range of engine operating conditions, and offer high degrees of protection and cleanliness. New from Red Line; Motorcycle specific oils that have been designed with the stringent demands that modern technology has given rise to. These oils feature extra phosphorus and zinc for increased antiwear properties, with a modified additive package that gives even greater wet-clutch operation than before.

- 35-2134** RACE SAE30W one qt bottle
- 35-2005** RACE SAE40W one qt bottle
- 35-2021** RACE SAE50W one qt bottle
- 35-2119** STREET 5W30 **35-2079** STREET 15W50
- 35-2000** STREET 10W40 **35-2003** STREET 20W50
- 35-2258** MOTORCYCLE BLEND 10W40 one qt bottle
- 35-2259** MOTORCYCLE BLEND 20W50 one qt bottle

RED LINE WATER WETTER & SUPERCool

- Doubles the wetting ability of water
- Improves heat transfer
- Reduces cylinder head temperatures
- Neutralizes corrosive acids
- New SuperCool® Ready to Use coolant
- Approved by WERA, AFM, CCS & AMA for competition.
- 35-2062** Water Wetter. 12fl. oz. bottle, concentrate, sold ea.
- 35-1320** SuperCool, 1/2 Gallon ready to use, sold ea.



SI-1 & SI-2 INJECTOR & VALVE DETERGENT

A package of the most powerful high-temperature detergents available. Cleans fuel injectors, carburetors and intake valves; also protects the fuel system from rust. One bottle treats up to 100 gallons.

- 35-0767** SI-1 Injector & Valve Detergent: 15 fl.oz. bottle.
- 35-1321** SI-2 Injector & Valve Detergent: 4 fl.oz. bottle.



CV-2 SYNTHETIC GREASE

CV-2 possesses a very high melting point, with excellent water washout resistance. Use for wheel bearings, CV-joints, & chassis lubrication

- 35-1342** CV-2 Synthetic: 14 oz. tub
- 35-1373** CV-2 Synthetic: 14 oz. tube

RED LINE SHOCK PROOF GEAR OIL

Unique GL-5 gear oil contains a unique solid dispersion which cushions gear teeth to help prevent tooth breakage, allowing the use of lower viscosities. Race and dyno-proven to reduce friction and wear. Recommended for heavily-loaded racing transmissions.

- 35-1962** Super Light Weight
- 35-1809** Light Weight
- 35-8622** Heavy Weight



SHOP EQUIP & TOOLS

HARD PARTS

CARB & FUEL

IGNITION/ELECTRICAL

CONTROL

SUSPENSION

ACCESSORIES


SHOP EQUIP & TOOLS



OIL FILLER CANS

These tough, durable plastic cans are *Made in Japan*.

- 35-3919 1 liter can
- 35-3920 2 liter can
- 35-3921 5 liter can
- 35-3968 Replacement Spout and nut.



HARD PARTS

CARB & FUEL

IGNITION/ELECTRICAL

CONTROL

SUSPENSION

ACCESSORIES



REDLINE RACING FUNNEL

Oddly shaped funnel allows pouring of oil or coolant around bodywork to reach hard to get to filler openings. Pours in both vertical and horizontal positions.

- 35-2115 Red Line Racing Funnel



LONGNECK FUNNEL

Funnel has 5.5" opening x 5" tall with an 18" flexible extension that makes pouring fluids much easier and cleaner than traditional types. Extension also can be removed if desired. Sold Each.

- 35-3580 Longneck Funnel with Spout



THREE BOND TB 1211 SILICONE LIQUID GASKET SEALANT

Tough durable sealer utilizing silicone rubber as a primary component. White in color. Ideal for numerous applications where a long-lasting faultless seal is absolutely critical. Tack free in 90 minutes, fully cured and bonded within 24 hours, attains optimum strength in three days. Sold each.

- 35-3390 3.5 oz. tube

RATIO-RITE MEASURING CUP

Measures in ounces and cc's. Use for filling forks, shocks, engine oil, etc. Also has ratio scale for accurate oil/gas premixing. Sold each.

Note: Lid is not included

- 39-4061 Ratio Rite Measuring Cup
- 39-4062 Lid for Ratio Rite



39-4061

GRADUATED CYLINDERS

Plastic beakers, graduated in cc's.

Made in Japan. Two sizes:

- 35-3917 500cc
- 35-3918 250cc



35-3918

35-3917

ACCU-FLO POUR SPOUT

A truly unique, one-handed pouring spout. Just a twist of the wrist and the steel ball starts or stops flow. The transparent cylinder lets you see amount of fluid being poured. Sold each.

- 39-4086 Accu-Flo Pour Spout



1/2 PINT FUNNEL

This small (3.5" x 4") funnel is the right size for those jobs where automotive sized models are too big and bulky. Keep several in the shop for various fluids, great for retailing as well. Sold Each.

- 35-3581 1/2 Pint Funnel



THREE BOND TB 1194 LIQUID GASKET

Semi-drying visco elastic sealer. Perfect product for sealing joint surfaces with large clearances. Special synthetic rubber provides excellent cushion to absorb vibrations and impacts without failure, especially where coolants are involved. Prevents leakage of water, oil, gasoline, and chemicals. Sold each.

- 35-3388 3.5 oz. tube **Note: Replaces TB1104**



38-3392 38-3387 38-3385 38-3393

KREEM FUEL TANK PRODUCTS

KREEM Fuel Tank Liner is designed for use as a preventative maintenance product in new or old metal and fiberglass tanks. Its unique formula features extremely rapid set-up to stop corrosion. KREEM Tank Prep is a unique two-part system to prepare metal fuel tanks before coating with KREEM Fuel Tank Liner. Used as directed, Tank Prep will remove rust and etch the metal surface to ensure maximum adhesion of Kreem Fuel Tank Liner. Kreem's Fuel Tank Prep cleans, seals and protects the fuel tank from rust, corrosion, and fuel contamination.

- 38-3387 Kreem Fuel Tank Liner 1 qt size (0.95 liter)
- 38-3392 Kreem Fuel Tank Liner 1 gallon size (3.79 liter)
- 38-3385 Kreem Fuel Tank Liner Combo-Pak
- 38-3393 Kreem Fuel Tank Prep, 16 fl. oz (1 pint) & 8 fl.oz bottles



35-3257 35-3258 35-3209 35-3212

K&N AIR FILTER CLEANER & DEGREASER

Formulated to clean K&N air cleaners and air filter elements. Works to dissolve dirt buildup and can be washed away with water. It is biodegradable and safe on paint, chrome, aluminum, plastic, rubber and vinyl when used as directed. Complete instructions on bottle.

- 35-3257 32 fl. oz. (squirt bottle)
- 35-3258 one gal. Bottle

K&N AIR FILTER OIL

K&N air filter oil has been specially formulated to work in conjunction with the cotton fabric in K&N air filter elements to provide superior air filtration. When used as directed, it quickly penetrates the filter pleats, where it remains suspended in the cotton fabric.

- 35-3209 6 oz. aerosol can-red
- 35-3212 12 oz. aerosol can-red



ULTRA SLICK SEAL GREASE

Race Tech Ultra-Slick Grease. 1 oz. container.

- 35-8682 Ultra Slick Seal Grease

CLEANING BRUSH

Curved solid brass wire brush with ergonomic handle designed to clean soft metals and engine parts without damage.

- 35-9404 Cleaning Brush



MOTION PRO COOLANT RECOVERY SYSTEM

Universal recovery system designed for most watercooled motorcycles and ATV's. Includes bottle, hoses, clamps and instructions. Holds eight ounces.

- 35-5965 Coolant Recovery



35-5965

SCRATCH BRUSH KIT

Toothbrush size. Finger grip handles. Set has three brushes - brass, stainless steel and nylon.

- 35-7739 Scratch Brush kit.



RUST REMOVER & INHIBITOR

Rustol gives excellent results with little or no work required. It forms a protective bond that prevents new rust from returning. It's safe and odorless and non-corrosive against all metals, rubber, coatings & paints. Sold in 1 liter bottle

- 38-3386 Rust Remover & Inhibitor



SURE SHOT SPRAYER

1qt. shop size spray container. Fill with contact cleaner, penetrating lubricant, or degreaser, then add compressed air.

- 35-9735 Sure Shot Sprayer 1qt
- 35-9731 Sure Shot Sprayer Repair kit



K&L LPPO LUBRICANT

Provides lasting protection, prevents corrosion on metal surfaces.

- 35-2254 K&L LPPO Lubricant (15 oz.)



CONTACT CLEANER

Fast penetrating high pressure cleaner that instantly removes grease, oil, dirt and moisture. Evaporates quickly and leaves no film. For use on electrical system components. **Made in U.S.A.** 20 oz can. Sold each.

- 35-2256 TOOLMATES™ Contact Cleaner



CLEANING BRUSH SET

Curved and straight solid brass wire brushes designed to clean engine parts without damaging soft metal parts.

- 35-9403 Cleaning Brush Set



SHOP EQUIP & TOOLS

METAL STORAGE BOX

Metal storage box ideal for storing electrical connectors, small parts, and carb jets. Removable 21 cell tray. Dimensions: 13-3/8" x 9-1/4".

39-3960 Metal Storage Box



HARD PARTS

HITCH-CASE HC-1

Store your hitch safely inside your vehicle!



- Fits hitches from 2" rise to 6" drop
- Includes interior pockets
- Corrosion resistant zippers
- Tough nylon web handles

36-2238 Hitch-Case HC-1

CARB & FUEL



SUV Bag™

- Soft Bag for Tools, Picnic or Cleaning Items
- Reinforced interior • Multiple compartments
- Zip down work surface • Bottle or can holder

36-2239 SUV Bag™

IGNITION/ELECTRICAL

CONTROL



RACERS TAPE

Sold each. Available in the following colors:

| | |
|--------------------------------|---------------------------------|
| 35-8457 2" x 180' Red | 35-8458 2" x 180' Yellow |
| 35-8460 2" x 180' Blue | 35-8461 2" x 180' White |
| 35-8463 2" x 180' Black | |

SUSPENSION

ACCESSORIES



SHIM STORAGE BOX

Complete with a sliding transparent lid and space for up to 35 different sizes of valve shims. Each box includes a handy magnetic valve shim pick-up tool.

35-7729 K&L Shim Storage Box

COMPARTMENT BOXES

Plastic storage boxes ideal for storing small parts and carb jets.

Available in the following sizes:

| | |
|--|---------------------------|
| 35-7148 Small: 5 compartments | 3-1/2" x 7-1/4" x 1-1/4" |
| 35-7149 Medium: 5-9 adj. compartments | 4-1/2" x 10-1/4" x 1-3/4" |
| 35-7150 Large: 18 compartments | 6-1/2" x 11" x 1-3/4" |



PARTS STORAGE BOXES


Use for storage of parts inventory and organization. Sold Each.

Self Locking Storage Bin Boxes

| |
|-----------------------------------|
| 35-0056 12" x 2" x 4-1/2" |
| 35-0057 12" x 4" x 4-1/2" |
| 35-0058 12" x 12" x 4-1/2" |

Self Locking Storage Bin Boxes (can also be used as box dividers)

| |
|-------------------------------------|
| 35-0059 3-1/2" x 2" x 4-1/2" |
| 35-0060 3-1/2" x 4" x 4-1/2" |
| 35-0061 3-1/2" x 8" x 4-1/2" |



MOTION PRO CABLE RACK

Zinc plated steel construction that's designed to mount on the wall. Unit is 36" wide with 20 positions that will hold ten cables per position. Designed so you can attach labels above cables.

35-8466 Cable Rack with 20 slots



PLASTIC TOOL BOXES

Universal applications. Sold each.

| |
|---------------------------|
| 35-1245 12" w/tray |
| 35-1244 17" w/tray |

PARK TOOL DISPLAYS, HARDWARE ASSORTMENTS



35-3582



35-2336



35-2342



35-2346



35-2347

K&L HARDWARE ASSORTMENT KITS

Never be without the fastener, clip, spring, or whatever else you need in your shop! These kits are help you avoid those emery gency trips to the local Hardware store to finish up a job. Make life easier for you (and your techs) today.



35-2348



35-2349



35-2352



35-2353

| | |
|----------------|-----------------------------|
| 35-2336 | 200 pc Spring Kit |
| 35-2342 | 270 pc NBR O-ring Kit |
| 35-2346 | 419 pc Metric O-ring Kit |
| 35-2347 | 1000 pc Cotter Kit. |
| 35-2348 | 300 pc E-Clip Kit |
| 35-2349 | 150 pc HairPin Kit |
| 20-2352 | 300 pc Snap Ring Kit |
| 35-2353 | 125 pc Grommet Kit |
| 35-2355 | 110 pc copper washer Kit |
| 20-2357 | 120 pc ATC Fuse Kit |
| 20-2358 | 120 pc ATM Mini Fuse Kit |
| 35-2359 | 500 pc Rivet Kit |
| 35-3582 | 350 pc Flat/Lock Washer Kit |



35-2355



20-2357



20-2358



35-2359

PARK TOOL PDR-5 TOOL DISPLAY

Display board is a great way to generate "impulse" purchases. Contains items listed below

35-4545 Park Tool PDR-5 Tool Display

| QTY | PARK # | DESCRIPTION | K&L # |
|-----|---------|--|----------------|
| 3 | AWS-1C | Hex Wrench Set: 4mm, 5mm, 6mm | 35-6083 |
| 3 | AWS-8C | Balldriver Hex Wrench Set: 4mm, 5mm, 6mm | 35-6084 |
| 3 | AWS-9C | Fold-up Hex Wrench and Screwdriver Set | 35-6091 |
| 3 | AWS-11C | Fold-up Hex Wrench Set: 3 to 6mm, 8&10mm | 35-6093 |
| 3 | BCB-4 | Bike Cleaning Brush Set | 35-6094 |
| 4 | GP-2C | Super Glueless Patch Kit | 35-6096 |
| 3 | IB-1C | I-Beam Fold-up Hex, Wrench and Screwdriver | 35-6097 |
| 3 | IB-2C | I-Beam Fold-up Hex, Screwdriver, Star Driver | 35-6106 |
| 3 | MLP-1C | Master Link Pliers | 35-6129 |
| 3 | PPL-1 | Polylube 1000 Lubricant: 4 oz. tube | 35-6130 |
| 4 | TB-2C | Emergency Tire Boot Set | 35-6139 |
| 3 | TL-5C | Heavy Duty Steel Tire Lever Set | 35-6140 |
| 3 | TWS-2C | Fold-up Star Shaped Driver Wrench Set | 35-6150 |
| 4 | VP-1C | Vulcanizing Patch Kit | 35-6160 |



MRK-1 Pack with Tools
35-6050

PARK TOOL MRK-1 CONTAINS: 1 Each of the following except where noted**

| | | | |
|------------|----------------------------------|--------|-----------------------------|
| AWS-8 | 3-way 4, 5, 6mm ball hex | PAW-12 | 12 inch Adjustable Wrench |
| AWS-11 | Fold-up hex 3, 4, 5, 6, 8, 10 mm | PPL-1 | Polylube 1000 Grease 4 oz |
| BO-1 | Bottle Opener | RR-12 | 12" tape measure SAE/Metric |
| BW-1 | Backpack Workstation | SD-0 | #0 Phillips |
| CBW-1 | Open end wrench 8 & 10 mm | SD-2 | #2 Phillips |
| GSC-1 | Gear/Chain Brush | SD-6 | 6 mm Flat Blade |
| GP-2 | Glueless patch kit | T-8MM | Deep Socket 8 mm T Handle |
| HMR-1 | Hammer, Rubber/Steel Faced | T-10MM | Deep Socket 10 mm T Handle |
| MB-1 | Magnetic Parts Bowl | T-12MM | Deep Socket 12 mm T Handle |
| MLP-1 | Master Link Pliers | TB-2 | Emergency Repair Tire Boot |
| NG-Large** | Nitrile Gloves (QTY 4) | TL-5 | Set of Steel Tire Levers 8" |
| OA-1 | Oil Absorbent Pad | UK-1 | Utility Knife |

SHOP EQUIP & TOOLS

HARD PARTS

CARB & FUEL

IGNITION/ELECTRICAL

CONTROL

SUSPENSION

ACCESSORIES

CABLE MAKING SUPPLIES & HARDWARE KITS

SHOP EQUIP & TOOLS



A

B

C

HARD PARTS



D

E

F



G

I



18-0025



CARB & FUEL

MOTION PRO CABLE FITTINGS KIT

Handy shop kit with 14 most commonly used cable fittings in a plastic 18 compartment storage box. Sold as a kit. Reorder replacement parts by K&L P/N.

22-2935 Cable Fitting Kit

IGNITION/ELECTRICAL

CONTROL

SUSPENSION

| K&L | M.P. | Description | Kit Qty | Reorder Qty |
|---------|-------------|--|---------|-------------|
| 22-2974 | 01-0000 (A) | Ball Throttle Nipple 7/32 for 1.5mm wire | 20 | Pk/10 |
| 22-2975 | 01-0001 (B) | Throttle Nipple Carb End for 1.5mm wire | 20 | Pk/10 |
| 22-2970 | 01-0012 (B) | Throttle Nipple Carb End, short for 1.5mm wire | 10 | Pk/10 |
| 22-2976 | 01-0002 (C) | Barrel Nipple 3/8 for 2mm wire | 10 | Pk/10 |
| 22-2979 | 01-0003 (C) | Barrel Nipple 5/16 for 2mm wire | 20 | Pk/10 |
| 22-2947 | 01-0009 (C) | Barrel Nipple 5/16 for 2.5mm wire | 10 | Pk/10 |
| 22-2981 | 01-0004 (D) | Cable Housing End 6mm (for 5mm housing) | 20 | Pk/10 |
| 22-2983 | 01-0005 (D) | Cable Housing End 7mm (for 6mm housing) | 20 | Pk/10 |
| 22-2945 | 01-0007 (E) | Pear Nipple (clutch lower) for 2.0mm wire | 10 | Pk/10 |
| 22-2946 | 01-0008 (E) | Pear Nipple (clutch lower) for 2.5mm wire | 10 | Pk/10 |
| 22-2948 | 01-0010 (F) | Barrel Nipple 6 x 10mm for 1.5mm wire | 10 | Pk/10 |
| 22-2954 | 01-0011 (F) | Barrel Nipple 6 x 7mm for 1.5mm wire | 10 | Pk/10 |
| 18-0021 | 01-0013 (G) | Cable Adjuster (not in kit) | | Pk/10 |
| 22-2973 | 01-0015 (I) | Mid Adjuster, for 5mm housing | 5 | Pk/10 |
| 18-0025 | 01-0019 | Adapter (not in kit) | | Pk/10 |

MOTION PRO BULK CABLE

| | |
|---------|---------------------------------------|
| 22-2936 | In. Wire 1.5mm (.060) 7x7, 100' roll |
| 22-2937 | Housing 5mm 50' (for 1.5mm wire) |
| 22-2938 | In. Wire 2.0mm (.080) 1x19, 100' roll |
| 22-2939 | Housing 6mm 50' (for 2.0mm wire) |
| 22-2942 | In. Wire 2.5mm (.100) 1x19, 100' roll |
| 22-2943 | Housing 7mm 50' (for 2.5mm wire) |



SPEEDOMETER CABLE KIT

This universal type repair kit contains 5 ft (1,270mm) of inner speedometer cable, speedometer end tips and staking tool. Repair or custom make your own cables.

22-5957 Speedometer Cable Kit

33-7547

K&L EXTERNAL & INTERNAL CIRCLIPS

Available as a Shop kit or individually. *Made in Japan.*

33-7547 Shop Kit: includes one pack each of part numbers listed below. 175 pieces all packaged in a plastic storage box. Sourced directly from OEM manufacturers.

Replacement External Circlips. Sold pk/25.

| | | |
|---------|------|-------------------------------|
| 33-7551 | 12mm | Honda 94510-12000 (external) |
| 33-7552 | 14mm | Honda 94510-14000 (external) |
| 33-7553 | 15mm | Honda 94510-15000 (external) |
| 33-7554 | 20mm | Honda 94510-20000 (external) |
| 33-7555 | 25mm | Honda 94510-25000 (external) |
| 33-7556 | 37mm | Honda 51447-028-00 (internal) |
| 33-7558 | 42mm | Yamaha 93410-42007 (internal) |

K&L OIL DRAIN PLUG WASHER ASSORTMENT KIT

Kit contains 75 pieces, 25 pieces each from applications listed.

15-8484 Complete Kit-75 pieces. Replacements sold in pk/25.

| | | | |
|---------|---------------|-------------|---------------------|
| 15-8480 | Honda 12mm | 94109-12000 | 12.5 x 20.0 x 2.0mm |
| 15-8481 | Honda 14mm | 94109-14000 | 14.5 x 22.5 x 2.0mm |
| 15-8482 | Kawasaki 12mm | 92065-097 | 12.5 x 22.5 x 2.0mm |

SHOP EQUIP & TOOLS

HARD PARTS

CARB & FUEL

IGNITION/ELECTRICAL

CONTROL

SUSPENSION

ACCESSORIES

K&L FAIRING AND BODY HARDWARE

OEM quality fastener bolts and screws for fairings, side covers and panels. Will also work on off-road plastic parts, side panels, radiator shrouds, etc. Available in a Shop Kit and individually (pk/25).

33-7873 Fairing and Body Hardware Kit includes 1 pk/25 of each part number. Sold in pk/25. Available in the following sizes and head shapes.

CHROME OVAL HEAD PHILLIPS KAWASAKI

33-7857 6 x 12mm **33-7861** 6 x 20mm

33-7858 6 x 14mm **33-7862** 6 x 28mm

33-7860 6 x 18mm

CHROME OVAL HEAD PHILLIPS YAMAHA/SUZUKI

33-7853 5 x 10mm **33-7855** 5 x 16mm

CHROME 4MM ALLEN OVAL HEAD (WIDE) YAMAHA

33-7863 6 x 16mm **33-7864** 6 x 24mm

CHROME 4MM ALLEN OVAL HEAD YAMAHA

33-7865 5 x 13mm **33-7866** 5 x 16mm

CHROME 4MM ALLEN OVAL HEAD SUZUKI

33-7867 6 x 12mm **33-7869** 6 x 20mm

33-7868 6 x 16mm **33-7870** 6 x 26mm

CHROME 4MM ALLEN OVAL HEAD with SHOULDER-HONDA

33-7871 4 x 13.5mm

BLACK 10MM HEAD FLANGE with SHOULDER HONDA

33-7872 6 x 15mm



33-9745

1/4 TURN (QUICK RELEASE) FASTENERS

These quarter turn fasteners are ideal for bikes requiring frequent removal and replacement of Fairings and other bodywork. Kit includes six ea. of fasteners & clip listed below, and twelve ea. of the washers. Refills available separately, sold pk/6.

- 33-9745** Quarter-Turn Fastener Assortment
- 33-9746** 6 x 13mm/Slotted Head Style Fastener
- 33-9747** 6 x 13mm/D-Ring Style Fastener
- 33-9748** 6 x 13mm/Phillips Head Style Fastener
- 33-9749** 6 x 13mm/4 mm Allen Head Style Fastener
- 33-9750** Clip Plate for Fasteners
- 33-9751** Retaining Washers for Fasteners



33-1137

K&L MASTER CYLINDER COVER SCREW SHOP ASSORTMENT KIT

125 piece kit. Kit includes one pack of each part number listed below, all contained in a plastic storage box. **Made in Japan.**

33-1137 Shop Assortment Kit

Replacement Screws. Sold pk/25

33-1140 Zinc-Flat Oval Head 4 x 35mm, Honda 90137-422-006

33-1142 Zinc-Flat Oval Head 4 x 45mm, Honda 93600-04045-1G

33-1145 Black-Flat Oval Head 4 x 12mm, Kawasaki 92009-1458 Suzuki 69689-49300, Yamaha 98706-04012

33-1146 Black-Flat Oval Head 5 x 18mm, Kawasaki 92001-1055 Kawasaki 92001-1727

33-1147 Black-Flat Oval Head 4 x 10mm, Kawasaki 92001-1532 Replaces Yamaha 98706-04010

33-3003 Zinc-Flat Oval Head 4 x 12mm (*not in kit 33-1137*)

33-3011 Black-Flat Oval Head 4 x 45mm (*not in kit 33-1137*)



33-9977



33-9986

OEM STYLE BOLT ASSORTMENT KITS

Kit includes 25 pieces each of sizes below, all with 8mm hex head.

33-9977 Black (Kit) **33-9986** Zinc (Kit)

Replacement Bolts. Sold in pk/25.

33-9969 6 x 12mm Black **33-9978** 6 x 12mm Zinc

33-9970 6 x 16mm Black **33-9979** 6 x 16mm Zinc

33-9971 6 x 20mm Black **33-9980** 6 x 20mm Zinc

33-9972 6 x 25mm Black **33-9981** 6 x 25mm Zinc

33-9973 6 x 30mm Black **33-9982** 6 x 30mm Zinc

33-9974 6 x 35mm Black **33-9983** 6 x 35mm Zinc

33-9975 6 x 40mm Black **33-9984** 6 x 40mm Zinc

33-9976 6 x 45mm Black **33-9985** 6 x 45mm Zinc



METRIC HARDWARE ASSORTMENT KIT

Contains a selection of pan head screws, hex head bolts, nuts, flat and lock washers, nylocks and cotter pins.

33-1055 385 pieces in a plastic storage box



33-7877 **33-7878** **33-7879** **33-7880** **33-7881**

CYLINDER & CYLINDER HEAD HARDWARE

33-7710 Cylinder & Cylinder Head Hardware Kit
Sold pk/25. *Made in Japan.* Available in the following sizes.

| K&L P/N | Description | Pitch Dimensions |
|----------------|-------------------------------|------------------|
| 33-7877 | Cyl. Head Flange Nut | 8mm x 1.25mm |
| 33-7878 | Cyl. Base Flange Nut | 10mm x 1.25mm |
| 33-7879 | Cyl. Head Flange Cap Nut | 8mm x 1.25mm |
| 33-7880 | Cyl. Head Flange Nut, colored | 8mm x 1.25mm |
| 33-7881 | Cyl. Head Flange Nut, colored | 10mm x 1.25mm |
| 33-7884 | Cyl. Head Flange Nut, colored | 12mm x 1.25mm |



ISO CAP NUTS

Sold pk/25. *Made in Japan.*

33-1040 6mm **33-1041** 8mm **33-1042** 10mm

LOCK WASHERS

Sold pk/100. *Made in Japan.*

33-1026 6mm
33-1027 8mm
33-1028 10mm



FENDER WASHERS

Sold pk/100. *Made in Japan.*

33-7545 6mm x 30mm O.D.
33-7546 8mm x 30mm O.D.



FLAT WASHERS

Order by pk/100. *Made in Japan.*

33-1035 5mm
33-1036 6mm
33-1037 8mm
33-1038 10mm



K&N REINFORCED RUBBER WASHERS

Aids in eliminating vibration cracks in fenders and side panels. Reinforced rubber washers have fiber reinforcement under the rubber for extra durability.

31-3197 Pk/10, 1" dia., 1/4" hole washers. Sold on card of 12



METRIC NUTS

Sold pk/100. *Made in Japan.*

34-7712 Metric Nut Kit

25 ea of numbers below.

Made in Japan.

34-7712

| | |
|--------------------|-------------------------------------|
| 34-1010 6mm | 34-1012 10mm |
| 34-1011 8mm | 34-1013 8mm (with 12mm head) |

33-7714

SPECIALTY METRIC NUT KIT

33-7714 Specialty Metric Nut Kit

Kit contains 25 each of the following specialty metric nuts. Replacements sold pk/25. *Made in Japan.*

| | |
|--|--|
| 33-1019 5 mm Iso Flange Nut, Gold | |
| 33-1020 6 mm Iso Flange Nut, Gold | |
| 33-1021 8 mm Iso Flange Nut, Gold | |
| 33-1022 10 mm Iso Flange Nut, Gold | |
| 33-1023 12 mm Iso Flange Nut, Gold | |
| 33-7886 8 mm Iso Flange Nut, Silver | |
| 33-7885 10 mm Iso Flange Nut, Silver | |
| 33-1014 5 mm Nylock Nuts, Gold | |
| 33-1015 6 mm Nylock Nuts, Gold | |
| 33-1016 8 mm Nylock Nuts, Gold | |
| 33-1017 10 mm Nylock Nuts, Gold | |
| 33-1018 12 mm Nylock Nuts, Gold | |
| 33-1040 6 mm Iso Cap Nut (Acorn), Chrome | |
| 33-1041 8 mm Iso Cap Nut (Acorn), Chrome | |
| 33-1042 10 mm Iso Cap Nut (Acorn), Chrome | |

ISO FLANGE NUTS

Sold pk/25. *Made in Japan.*

33-1019 5mm **33-1021** 8mm **33-1023** 12mm

33-1020 6mm **33-1022** 10mm

ISO FLANGE NUTS

Sold pk/25. *Made in Japan.*

33-7886 8mm **33-7885** 10mm

NYLOCK NUTS

Sold pk/25. *Made in Japan.*

33-1014 5mm **33-1016** 8mm **33-1018** 12mm

33-1015 6mm **33-1017** 10mm

338



FLANGE HEAD BOLTS

Zinc plated. *Made in Japan.* Sold pk/25.

| | | | | | |
|---------|--------|---------|--------|---------|--------|
| 33-7829 | 6x12mm | 33-7832 | 6x25mm | 33-7834 | 6x35mm |
| 33-7830 | 6x16mm | 33-7833 | 6x30mm | 33-7835 | 6x40mm |
| 33-7831 | 6x20mm | | | | |

| | | | | | |
|---------|--------|---------|--------|---------|--------|
| 33-7845 | 8x16mm | 33-7848 | 8x30mm | 33-7851 | 8x45mm |
| 33-7846 | 8x20mm | 33-7849 | 8x35mm | 33-7852 | 8x50mm |
| 33-7847 | 8x25mm | 33-7850 | 8x40mm | | |



HEX HEAD BOLTS

Plated. *Made in Japan.* Sold pk/25.

| | | | | | |
|---------|--------|---------|--------|---------|--------|
| 33-7430 | 6x10mm | 33-7433 | 6x25mm | 33-7436 | 6x40mm |
| 33-7431 | 6x16mm | 33-7434 | 6x30mm | 33-7437 | 6x45mm |
| 33-7432 | 6x20mm | 33-7435 | 6x35mm | | |

| | | | | | |
|---------|--------|---------|--------|---------|--------|
| 33-7445 | 8x12mm | 33-7448 | 8x25mm | 33-7451 | 8x40mm |
| 33-7446 | 8x16mm | 33-7449 | 8x30mm | 33-7452 | 8x45mm |
| 33-7447 | 8x20mm | 33-7450 | 8x35mm | 33-7453 | 8x50mm |

| | | | | | |
|---------|---------|---------|---------|---------|---------|
| 33-7500 | 10x20mm | 33-7502 | 10x30mm | 33-7504 | 10x40mm |
| 33-7501 | 10x25mm | 33-7503 | 10x35mm | 33-7505 | 10x45mm |



33-7713

ALLEN BOLTS

Zinc plated. *Made in Japan.* Sold pk/25.

| | | | | | |
|---------|--------|---------|--------|---------|--------|
| 33-7760 | 6x10mm | 33-7766 | 6x25mm | 33-7771 | 6x50mm |
| 33-7761 | 6x12mm | 33-7767 | 6x30mm | 33-7772 | 6x55mm |
| 33-7762 | 6x16mm | 33-7768 | 6x35mm | 33-7773 | 6x60mm |
| 33-7763 | 6x18mm | 33-7769 | 6x40mm | 33-7774 | 6x65mm |
| 33-7764 | 6x20mm | 33-7770 | 6x45mm | 33-7775 | 6x70mm |
| 33-7784 | 8x20mm | 33-7786 | 8x30mm | 33-7788 | 8x40mm |
| 33-7785 | 8x25mm | 33-7787 | 8x35mm | 33-7789 | 8x45mm |

8 MM SILVER ALLEN BOLT KIT

Replacements sold pk/25. *Made in Japan.*

| | | | | | |
|---|---------------------------|---------|--------|---------|--------|
| 33-7713 | 8MM Silver Allen Bolt Kit | | | | |
| Kit contains 25 each of the following 8 mm silver allen bolts | | | | | |
| 33-7784 | 8x20mm | 33-7786 | 8x30mm | 33-7788 | 8x40mm |
| 33-7785 | 8x25mm | 33-7787 | 8x35mm | 33-7789 | 8x45mm |



PHILLIPS HEAD SCREWS

Zinc plated.
Made in Japan. Sold pk/25.

| | | | | | |
|---------|--------|---------|--------|---------|--------|
| 33-7800 | 6x10mm | 33-7806 | 6x25mm | 33-7810 | 6x45mm |
| 33-7801 | 6x12mm | 33-7807 | 6x30mm | 33-7811 | 6x50mm |
| 33-7802 | 6x16mm | 33-7808 | 6x35mm | 33-7812 | 6x55mm |
| 33-7804 | 6x20mm | 33-7809 | 6x40mm | | |



33-7711

BLACK ALLEN BOLTS

Replacement sold pk/25. *Made in Japan.* Sold pk/25.

| | | | | | |
|---------|--|---------|--------|---------|--------|
| 33-7711 | Kit contains 25 each of the following size black bolts | | | | |
| 33-7392 | 6x16mm | 33-7397 | 6x30mm | 33-7399 | 6x40mm |
| 33-7394 | 6x20mm | 33-7398 | 6x35mm | 33-7400 | 6x45mm |
| 33-7396 | 6x25mm | | | | |



33-7715

CARBURETOR FLOAT BOWL SCREWS

Kit contains 25 each of the following, replacements sold pk/25.

| | | | | | |
|---------|--------|---------|--------|---------|--------|
| 33-7821 | 4x12mm | 33-7823 | 4x16mm | 33-7825 | 5x14mm |
| 33-7822 | 4x14mm | 33-7824 | 5x12mm | 33-7826 | 5x16mm |



33-7828

33-7827

PHILLIPS SCREWS

Made in Japan. Sold in pk/25 and pk/50.

| | | |
|---------|-----------------------------------|-------|
| 33-7828 | Phillips Pan Head Screw 3 x 8mm | pk/50 |
| 33-7827 | Phillips Flat Head Screw 4 x 14mm | pk/25 |



HITCH PINS

Sold pk/25. *Made in Japan.*

| | |
|---------|---------------|
| 33-1030 | For 12mm Axle |
| 33-1054 | For 16mm Axle |



COTTER PINS

Order by pk/100. *Made in Japan.*

| | | | | | |
|---------|--------|---------|----------|---------|--------|
| 33-7532 | 2x18mm | 33-7536 | 3.5x30mm | 33-7540 | 4x45mm |
| 33-7531 | 1x20mm | 33-7537 | 4x30mm | 33-7541 | 5x45mm |
| 33-7534 | 3x25mm | 33-7533 | 2x32mm | 33-7542 | 5x55mm |
| 33-7535 | 3x30mm | 33-7539 | 4x40mm | | |

SHOP EQUIP & TOOLS

HARD PARTS

CARB & FUEL


IGNITION/ELECTRICAL

CONTROL

SUSPENSION

ACCESSORIES

SHOP EQUIP & TOOLS



HARD PARTS

HAYNES MOTORCYCLE REPAIR MANUALS

Detailed manuals based on complete teardown and rebuild. Sold Each.

DUCATI

| | | |
|---------|---|-------------------------|
| 42-0613 | 600, 750 & 900 2-valve V-Twins Superbike | 94-96 91-96 91-96 |
| | 600SS & M600, 583cc | 94-96 |
| | 750SS & M750, 748cc | 91-96 |
| | 900SS, 900SL & M900, 904cc | 91-96 |

HARLEY-DAVIDSON®

| | | |
|----------------------------------|--|-------|
| 42-0600 | Harley-Davidson® Sportsters 883, 997, 1100 & 1200cc Sportsters including Evolution | 70-01 |
| Does not include XR-1000 engines | | |

HONDA

ATV

| | | |
|---------|--|-------|
| 42-0603 | ATC70, 90, 110, 185 & 200 | 71-82 |
| 42-0722 | TRX300 Shaft Drive | 88-00 |
| 42-0612 | TRX300EX & TRX400EX Fourtrax & Sportrax | 93-04 |
| 42-0762 | TRX400FW & TRX450 Foreman 400 & 450 | 95-02 |

SINGLES

| | | |
|---------|------------------------------|-------|
| 42-0605 | C50, C70 & C90 | 67-99 |
| 42-0316 | CR80R, CR80RB, CR125R | 86-01 |
| 42-0730 | CRF80F/CRF100F & XR80R/100 | 85-04 |
| 42-0607 | XL/XR80, 100, 125, 185 & 200 | 78-87 |
| 42-0316 | CR250R/CR500R | 86-01 |
| 42-0755 | XR250L, XR250R, XR400R | 86-03 |
| 42-0752 | XL600R & XR600R | 83-00 |

TWINS

| | | |
|---------|------------------------------------|-------|
| 42-0615 | CX500/GL500/CX650/GL650 V-Twins | 78-83 |
| 42-0655 | VT600C Shadow | 88-00 |
| | VT750C Shadow | 98-03 |
| 42-0614 | VTR1000F Superhawk | 97-00 |

FOURS

| | | |
|---------|--|----------------|
| 42-0617 | CB400/550 Four Cylinder | 74-77 |
| 42-0624 | CBR600F Hurricane | 87-90 |
| 42-0611 | CBR600F2/F3 Hurricane | 91-98 |
| 42-0763 | CBR600F4/F4i Hurricane | 99-02 |
| 42-0618 | CB650 | 79-82 |
| 42-0619 | CB750 SOHC | 69-78 |
| 42-0620 | Sabre/Magna V-Fours VF700/750 Sabre | 82-85 82-88 |
| | VF700/750 Magna | 82-88 |
| 42-0717 | VER700/750 V45 Interceptor | 86-94 |
| 42-0621 | CB750/900 DOHC C/F/K/SC models | 79-83 |
| 42-0719 | CBR900RR | 93-99 |
| 42-0624 | CBR1000F Hurricane | 87-96 |
| 42-0625 | GL1000 Goldwing | 75-79 |

HONDA

FOURS

| | | |
|---------|--|----------------|
| 42-0626 | GL1100 Goldwing | 80-81 |
| 42-0620 | Sabre & Magna V-Fours VF1100 Sabre | 84-85 83-86 |
| | VF1100 Magna | 83-86 |
| 42-0622 | VT1100 Shadow | 85-98 |
| 42-0317 | GL1200A/I Interstate & Aspencade only does not include fuel-injected model | 84-87 |

SIX CYLINDER

| | | |
|---------|-----------------|-------|
| 42-0319 | GL1500 Goldwing | 88-00 |
|---------|-----------------|-------|

KAWASAKI

TWINS

| | | |
|---------|-----------------------------------|-------|
| 42-0629 | KZ400 & 440 | 74-81 |
| 42-0630 | EN450 LTD & EN500 Vulcan | 85-04 |
| 42-0632 | EX500A & EX500D Ninja | 87-99 |
| 42-0765 | VN700/750 & 800 Vulcan V-Twins | 85-01 |

FOURS

| | | |
|---------|---------------------------------|-------|
| 42-0635 | ZX600A/B/C/RX Ninja R | 85-97 |
| 42-0720 | ZX600D/E Ninja ZX-6 | 90-00 |
| 42-0637 | KZ750 & ZX750GPz Four Cyl. | 80-85 |
| 42-0635 | ZX750F Ninja 750R | 87-90 |
| 42-0638 | ZX750 Ninja ZX7 & ZX7-R | 89-95 |
| 42-0628 | ZX750P Ninja ZX7-R | 96-00 |
| 42-0639 | Z1 & KZ900 & 1000 | 73-77 |
| 42-0628 | ZX900B/C/D/E Ninja ZX9-R | 94-00 |
| 42-0640 | ZX900, ZX1000 & ZX1100 Ninja | 84-94 |

POLARIS ATV

| | | |
|---------|--|-------|
| 42-0707 | All 250-500cc models includes 3 wheel models. | 85-97 |
|---------|--|-------|

SUZUKI

TWINS

| | | |
|---------|---------------|-------|
| 42-0653 | GS250 & GS450 | 79-85 |
| 42-0633 | GS500E | 89-02 |

FOURS

| | | |
|---------|--|-------|
| 42-0671 | GS550 | 77-82 |
| 42-0329 | GSF600/GSF1200 Bandit | 96-04 |
| 42-0673 | GSXR & Katana-air/oil cooled models 600, 750 & 1100 | 86-96 |
| 42-0671 | GS750 | 77-79 |
| 42-0674 | GS850 | 79-83 |
| 42-0675 | GS1000 | 77-79 |
| 42-0676 | GS1000, 1100 & 1150 Includes Katana models | 80-86 |

TRIUMPH

| | | |
|---------|--|-------|
| 42-0726 | 650 & 750cc 2-valve Twins | 63-83 |
| 42-0721 | 750/900 Triples & 1200 Fours | 91-99 |
| 42-0641 | Daytona, Speed Triple, Sprint & Tiger | 97-00 |

YAMAHA

ATV

| | | |
|---------|--|-------|
| 42-0677 | YT, YFM, YTM & YTZ 60, 125, 175, 200, 225 & 250 | 80-85 |
| 42-0708 | YFS200 Blaster | 88-02 |
| 42-0723 | YFM350 & YFM400 | 87-03 |
| | Big Bear/ER 348cc & 386cc | |
| 42-0647 | YFM350X Warrior and YFZ350 Banshee | 87-03 |

SINGLES

| | | |
|---------|--|-------|
| 42-0761 | Trail Bikes, 2 & 4-stroke PW50/PW80 | 81-00 |
| | TT-R90 | 2000 |
| | RT100 | 90-00 |
| | TT-R125 | 2000 |
| | RT180 | 90-98 |
| | TT-R225 | 99-00 |
| | XT225 Serrow | 92-00 |
| | TT-R250 | 99-00 |
| | XT350 | 85-00 |
| 42-0686 | XT, TT & SR500 | 76-81 |

TWINS


| | | |
|---------|--|----------------|
| 42-0687 | RD250/350, YRS7 & YR5 250/350 | 70-79 |
| 42-0689 | XS250, 360 & 400 | 75-82 |
| 42-0728 | RD/RZ350 with YPVS | 83-91 |
| 42-0693 | RD400 | 75-76 |
| 42-0698 | TX650 & XS650 | 70-83 |
| 42-0699 | XV535 XV700, 750, 920, 1000 1100 Virago V-Twin | 87-03 81-99 |


TRIPLES

| | | |
|---------|-------------|-------|
| 42-0702 | XS750 & 850 | 76-81 |
|---------|-------------|-------|

FOURS

| | | |
|---------|-----------------------------|-------|
| 42-0703 | FZR600 | 89-96 |
| 42-0650 | YZF600R | 96-01 |
| 42-0703 | FZR750 | 87-88 |
| 42-0710 | XJ650 & XJ750 | 80-84 |
| 42-0703 | FZR1000 | 89-95 |
| 42-0734 | YZF-R1 | 98-01 |
| 42-0712 | FJ1100, 1200 & FJ1200 (ABS) | 84-93 |





HAYNES SPECIALTY MOTORCYCLE MANUALS

Motorcycle Basics Manual

An easy to understand description on how the major parts of a motorcycle functions for those who wish to be better informed about their bike. Ten chapters cover all of the major components, from the engine to the wheels, tires and brakes .

42-0713 Basics Manual

Motorcycle Fuel Systems Manual

This book covers all fuel systems from the basic operation of the carburetor and fuelling theory to the most sophisticated electronically controlled fuel injection in use today.

42-0714 Motorcycle Fuel Systems Manual

Motorcycle Electrical Manual

No previous understanding of electrical theory is necessary. Uses easy-to-follow text and numerous line drawings to explain subjects from basic electrical principles to state-of-the art systems.

42-0715 Electrical Manual

Motorcycle Workshop Practice Manual

This title deals with all aspects of workshop practice. Examples of topics covered are: use of common and specialized tools, workshop layout, engine overhaul, repairing accident damage, dealing with engine seizure, removing damaged fasteners, frame coatings and welding.

42-0716 Workshop Practice Manual



MIKUNI CARBURETOR & PARTS MANUAL

Includes complete parts list, functions, maintenance, troubleshooting and selection of parts.

35-4702 Mikuni Carburetor & Parts Manual



MINI CRANK KEY RING

Miniature four cylinder crankshaft key ring. Available in silver only. Sold each.

48-8645 Mini Crank Key Ring



K&L PRODUCT DEMONSTRATIONS (CD & VIDEO)

00-7844 K&L NEW Shop Equipment Demonstration Video on CD

32-0046 Galfer Brake Line Assembly Video. Shows how to use **35-1756** Hydraulic Brake Line Assembly tool

00-0088 Superflow Instructional Video-Dyno operation VHS



"SCRUBS" WATERLESS HAND CLEANER TOWELS

Heavy-Duty Hand Cleaner Towels with proven pumice performance. Loosens, dissolves & absorbs dirt, grease, oil, paint, adhesive, tar, caulk and more.

- Antibacterial, contains Triclosan
- Conditions and softens hands
- 72 towels per bucket

35-0780 Scrubs® In-A-Bucket

ATV FLAG GRABBER

Quick release ATV flag mount. Sold each.

30-0940 Quick release ATV flag mount



K&L PROMO FIRST ORDER KIT

Kit includes one of each :
K&L logo sticker,
phone number sticker,
memo pad and order pad.

00-0070 Promo First
Order Kit



K&L DELUXE SHOP APRON

Great for those times when you're working around the shop and don't want to change into coveralls. Made of quality blue cloth with our logo imprinted in yellow on the front.

46-8840 K&L Deluxe Shop Apron
(with side storage pockets)



SHOP EQUIP & TOOLS

HARD PARTS

CARB & FUEL

IGNITION/ELECTRICAL

CONTROL

SUSPENSION

ACCESSORIES